

# Agency 2013 Crime Report

## St. Anthony Police Department

Population: 3,446  
County: Fremont

### Offense Overview

- Offense total 97
- % change from 2012 -14.9
- # of cleared offenses 59
- Percent cleared 60.8

• Group "A" Crime Rate per 100,000 population 2814.9

• Summary based reporting crime rate per 100,000 population is calculated for other state crime comparisons only. 870.6

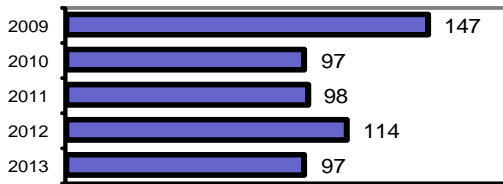
### Arrest Overview

- Arrest total 106
- % change from 2012 27.7
- Adult arrest total 86
- Juvenile arrest total 20

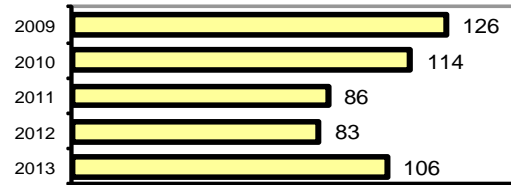
• Arrest Rate per 100,000 population 3076.0

Group "A" Offenses	Offenses		Arrests	
	# Reported	# Cleared	Adult	Juvenile
Murder	0	0	0	0
Negligent Manslaughter	0	0	0	0
Rape	0	0	1	0
Robbery	0	0	0	0
Aggravated Assault	4	4	3	0
Burglary	5	4	2	0
Larceny	21	6	3	3
Motor Vehicle Theft	0	0	0	0
Arson	0	0	0	0
Simple Assault	19	16	8	2
Intimidation	0	0	0	0
Bribery	0	0	0	0
Counterfeiting/Forgery	0	0	0	0
Vandalism	21	6	1	1
Drug/Narcotics	18	16	6	3
Drug Equipment	8	7	3	0
Embezzlement	0	0	0	0
Extortion/Blackmail	0	0	0	0
Fraud	1	0	0	0
Gambling	0	0	0	0
Kidnapping	0	0	0	0
Pornography	0	0	0	0
Prostitution	0	0	0	0
Sodomy	0	0	0	0
Sexual Assault w/Object	0	0	0	0
Fondling	0	0	0	0
Incest	0	0	0	0
Statutory Rape	0	0	0	0
Stolen Property	0	0	0	0
Weapon Law Violation	0	0	0	0
<b>Total Group "A"</b>	<b>97</b>	<b>59</b>	<b>27</b>	<b>9</b>

**Total Offenses - 5 year trend**



**Total Arrests - 5 year trend**



Group "B" Arrests	Arrests	
	Adult	Juvenile
Bad Checks	0	0
Curfew/Vagrancy	0	0
Disorderly Conduct	0	0
DUI	22	1
Drunkenness	5	0
Family Offense-nonviolent	2	0
Liquor Law Violation	3	2
Peeping Tom	0	0
Runaways	0	2
Trespass	4	1
All Other Offenses	23	5
<b>Total Group "B"</b>	<b>59</b>	<b>11</b>

# Agency 2013 Crime Report



## Fremont County Sheriff

Population: 9,480  
County: Fremont

### Offense Overview

- Offense total 290
- % change from 2012 7.8
- # of cleared offenses 182
- Percent cleared 62.8

• Group "A" Crime Rate per 100,000 population 3059.1

• Summary based reporting crime rate per 100,000 population is calculated for other state crime comparisons only. 981.0


### Arrest Overview

- Arrest total 301
- % change from 2012 6.0
- Adult arrest total 238
- Juvenile arrest total 63

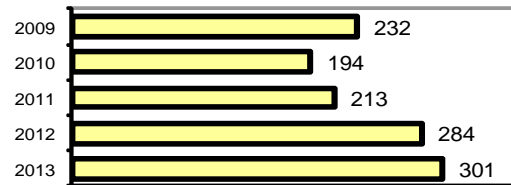
• Arrest Rate per 100,000 population 3175.1

Group "A" Offenses	Offenses		Arrests	
	# Reported	# Cleared	Adult	Juvenile
Murder	0	0	0	0
Negligent Manslaughter	0	0	0	0
Rape	0	0	0	0
Robbery	0	0	0	0
Aggravated Assault	5	5	2	2
Burglary	13	3	1	3
Larceny	70	24	4	19
Motor Vehicle Theft	4	0	0	0
Arson	1	1	0	0
Simple Assault	38	33	17	3
Intimidation	2	1	0	0
Bribery	0	0	0	0
Counterfeiting/Forgery	0	0	0	0
Vandalism	33	8	1	2
Drug/Narcotics	59	55	41	9
Drug Equipment	40	40	11	0
Embezzlement	0	0	0	0
Extortion/Blackmail	0	0	0	0
Fraud	14	1	0	0
Gambling	0	0	0	0
Kidnapping	1	1	1	0
Pornography	0	0	0	0
Prostitution	0	0	0	0
Sodomy	0	0	0	0
Sexual Assault w/Object	0	0	0	0
Fondling	4	4	0	3
Incest	0	0	0	0
Statutory Rape	0	0	0	0
Stolen Property	0	0	0	0
Weapon Law Violation	6	6	1	2
<b>Total Group "A"</b>	<b>290</b>	<b>182</b>	<b>79</b>	<b>43</b>

**Total Offenses - 5 year trend**



**Total Arrests - 5 year trend**



Group "B" Arrests	Arrests	
	Adult	Juvenile
Bad Checks	0	0
Curfew/Vagrancy	0	0
Disorderly Conduct	0	0
DUI	51	0
Drunkenness	0	0
Family Offense-nonviolent	2	0
Liquor Law Violation	21	8
Peeping Tom	0	0
Runaways	0	1
Trespass	1	0
All Other Offenses	84	11
<b>Total Group "B"</b>	<b>159</b>	<b>20</b>

# Agency 2013 Crime Report



## Fremont County Total

Population: 12,926  
County: Fremont

### Offense Overview

- Offense total 387
- % change from 2012 1.0
- # of cleared offenses 241
- Percent cleared 62.3

- Group "A" Crime Rate per 100,000 population 2994.0

- Summary based reporting crime rate per 100,000 population is calculated for other state crime comparisons only. 951.6


### Arrest Overview

- Arrest total 407
- % change from 2012 10.9
- Adult arrest total 324
- Juvenile arrest total 83


- Arrest Rate per 100,000 population 3148.7

Group "A" Offenses	Offenses		Arrests	
	# Reported	# Cleared	Adult	Juvenile
Murder	0	0	0	0
Negligent Manslaughter	0	0	0	0
Rape	0	0	1	0
Robbery	0	0	0	0
Aggravated Assault	9	9	5	2
Burglary	18	7	3	3
Larceny	91	30	7	22
Motor Vehicle Theft	4	0	0	0
Arson	1	1	0	0
Simple Assault	57	49	25	5
Intimidation	2	1	0	0
Bribery	0	0	0	0
Counterfeiting/Forgery	0	0	0	0
Vandalism	54	14	2	3
Drug/Narcotics	77	71	47	12
Drug Equipment	48	47	14	0
Embezzlement	0	0	0	0
Extortion/Blackmail	0	0	0	0
Fraud	15	1	0	0
Gambling	0	0	0	0
Kidnapping	1	1	1	0
Pornography	0	0	0	0
Prostitution	0	0	0	0
Sodomy	0	0	0	0
Sexual Assault w/Object	0	0	0	0
Fondling	4	4	0	3
Incest	0	0	0	0
Statutory Rape	0	0	0	0
Stolen Property	0	0	0	0
Weapon Law Violation	6	6	1	2
<b>Total Group "A"</b>	<b>387</b>	<b>241</b>	<b>106</b>	<b>52</b>

**Total Offenses - 5 year trend**



**Total Arrests - 5 year trend**



Group "B" Arrests	Arrests	
	Adult	Juvenile
Bad Checks	0	0
Curfew/Vagrancy	0	0
Disorderly Conduct	0	0
DUI	73	1
Drunkenness	5	0
Family Offense-nonviolent	4	0
Liquor Law Violation	24	10
Peeping Tom	0	0
Runaways	0	3
Trespass	5	1
All Other Offenses	107	16
<b>Total Group "B"</b>	<b>218</b>	<b>31</b>