

# Agency 2013 Crime Report

## Gooding Police Department

Population: 3,502  
County: Gooding

### Offense Overview

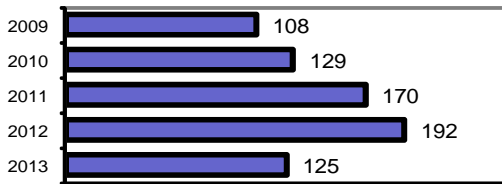
- Offense total 125
- % change from 2012 **-34.9**
- # of cleared offenses 58
- Percent cleared 46.4
  
- Group "A" Crime Rate per 100,000 population 3569.4
  
- Summary based reporting crime rate per 100,000 population is calculated for other state crime comparisons only. 1599.1

### Arrest Overview

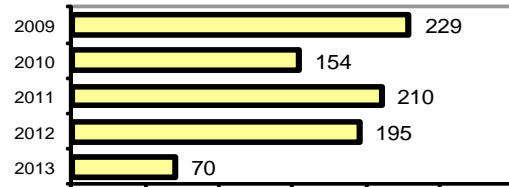
- Arrest total 70
- % change from 2012 **-64.1**
- Adult arrest total 54
- Juvenile arrest total 16
  
- Arrest Rate per 100,000 population 1998.9

Group "A" Offenses	Offenses		Arrests	
	# Reported	# Cleared	Adult	Juvenile
Murder	0	0	0	0
Negligent Manslaughter	0	0	0	0
Rape	1	0	0	0
Robbery	0	0	0	0
Aggravated Assault	2	1	1	0
Burglary	15	6	6	1
Larceny	36	11	6	0
Motor Vehicle Theft	2	0	0	0
Arson	0	0	0	0
Simple Assault	30	22	9	0
Intimidation	2	0	0	0
Bribery	0	0	0	0
Counterfeiting/Forgery	0	0	0	0
Vandalism	13	4	0	1
Drug/Narcotics	5	5	3	0
Drug Equipment	2	2	0	1
Embezzlement	0	0	0	0
Extortion/Blackmail	0	0	0	0
Fraud	9	2	0	0
Gambling	0	0	0	0
Kidnapping	0	0	0	0
Pornography	0	0	0	0
Prostitution	0	0	0	0
Sodomy	0	0	0	0
Sexual Assault w/Object	0	0	0	0
Fondling	7	4	1	2
Incest	0	0	0	0
Statutory Rape	0	0	0	0
Stolen Property	0	0	0	0
Weapon Law Violation	1	1	0	0
<b>Total Group "A"</b>	<b>125</b>	<b>58</b>	<b>26</b>	<b>5</b>

**Total Offenses - 5 year trend**



**Total Arrests - 5 year trend**



Group "B" Arrests	Arrests	
	Adult	Juvenile
Bad Checks	0	0
Curfew/Vagrancy	1	6
Disorderly Conduct	0	0
DUI	7	0
Drunkenness	0	0
Family Offense-nonviolent	1	0
Liquor Law Violation	2	3
Peeping Tom	0	0
Runaways	0	0
Trespass	0	0
All Other Offenses	17	2
<b>Total Group "B"</b>	<b>28</b>	<b>11</b>

# Agency 2013 Crime Report

## Hagerman Police Department

Population: 862  
County: Gooding

### Offense Overview

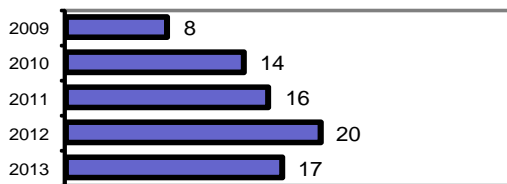
- Offense total 17
- % change from 2012 **-15.0**
- # of cleared offenses 1
- Percent cleared 5.9
  
- Group "A" Crime Rate per 100,000 population 1972.2
  
- Summary based reporting crime rate per 100,000 population is calculated for other state crime comparisons only. 928.1

### Arrest Overview

- Arrest total 0
- % change from 2012 **-100.0**
- Adult arrest total 0
- Juvenile arrest total 0
  
- Arrest Rate per 100,000 population 0.0

Group "A" Offenses	Offenses		Arrests	
	# Reported	# Cleared	Adult	Juvenile
Murder	0	0	0	0
Negligent Manslaughter	0	0	0	0
Rape	0	0	0	0
Robbery	0	0	0	0
Aggravated Assault	0	0	0	0
Burglary	0	0	0	0
Larceny	7	1	0	0
Motor Vehicle Theft	1	0	0	0
Arson	0	0	0	0
Simple Assault	2	0	0	0
Intimidation	0	0	0	0
Bribery	0	0	0	0
Counterfeiting/Forgery	0	0	0	0
Vandalism	2	0	0	0
Drug/Narcotics	2	0	0	0
Drug Equipment	0	0	0	0
Embezzlement	0	0	0	0
Extortion/Blackmail	0	0	0	0
Fraud	2	0	0	0
Gambling	0	0	0	0
Kidnapping	0	0	0	0
Pornography	0	0	0	0
Prostitution	0	0	0	0
Sodomy	0	0	0	0
Sexual Assault w/Object	0	0	0	0
Fondling	0	0	0	0
Incest	0	0	0	0
Statutory Rape	0	0	0	0
Stolen Property	1	0	0	0
Weapon Law Violation	0	0	0	0
<b>Total Group "A"</b>	<b>17</b>	<b>1</b>	<b>0</b>	<b>0</b>

**Total Offenses - 5 year trend**



**Total Arrests - 5 year trend**



Group "B" Arrests	Arrests	
	Adult	Juvenile
Bad Checks	0	0
Curfew/Vagrancy	0	0
Disorderly Conduct	0	0
DUI	0	0
Drunkenness	0	0
Family Offense-nonviolent	0	0
Liquor Law Violation	0	0
Peeping Tom	0	0
Runaways	0	0
Trespass	0	0
All Other Offenses	0	0
<b>Total Group "B"</b>	<b>0</b>	<b>0</b>

# Agency 2013 Crime Report

## Wendell Police Department

Population: 2,740  
County: Gooding

### Offense Overview


- Offense total 96
- % change from 2012 -13.5
- # of cleared offenses 26
- Percent cleared 27.1
  
- Group "A" Crime Rate per 100,000 population 3503.6
  
- Summary based reporting crime rate per 100,000 population is calculated for other state crime comparisons only. 1167.9

### Arrest Overview

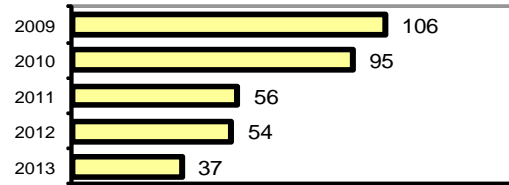
- Arrest total 37
- % change from 2012 -31.5
- Adult arrest total 26
- Juvenile arrest total 11
  
- Arrest Rate per 100,000 population 1350.4

Group "A" Offenses	Offenses		Arrests	
	# Reported	# Cleared	Adult	Juvenile
Murder	0	0	0	0
Negligent Manslaughter	0	0	0	0
Rape	1	0	0	0
Robbery	0	0	0	0
Aggravated Assault	5	3	1	0
Burglary	6	0	0	0
Larceny	19	3	2	0
Motor Vehicle Theft	1	0	0	0
Arson	0	0	0	0
Simple Assault	22	9	3	1
Intimidation	1	0	0	0
Bribery	0	0	0	0
Counterfeiting/Forgery	1	0	0	0
Vandalism	20	4	2	0
Drug/Narcotics	6	3	3	0
Drug Equipment	5	3	1	0
Embezzlement	0	0	0	0
Extortion/Blackmail	0	0	0	0
Fraud	4	0	0	0
Gambling	0	0	0	0
Kidnapping	1	0	0	0
Pornography	0	0	0	0
Prostitution	0	0	0	0
Sodomy	0	0	0	0
Sexual Assault w/Object	0	0	0	0
Fondling	1	0	0	0
Incest	0	0	0	0
Statutory Rape	0	0	0	0
Stolen Property	1	0	0	0
Weapon Law Violation	2	1	0	1
<b>Total Group "A"</b>	<b>96</b>	<b>26</b>	<b>12</b>	<b>2</b>

**Total Offenses - 5 year trend**



**Total Arrests - 5 year trend**



Group "B" Arrests	Arrests	
	Adult	Juvenile
Bad Checks	0	0
Curfew/Vagrancy	0	0
Disorderly Conduct	0	1
DUI	3	0
Drunkenness	0	0
Family Offense-nonviolent	0	0
Liquor Law Violation	0	0
Peeping Tom	0	0
Runaways	0	0
Trespass	0	0
All Other Offenses	11	8
<b>Total Group "B"</b>	<b>14</b>	<b>9</b>

# Agency 2013 Crime Report

## Gooding County Sheriff

Population: 8,198  
County: Gooding

### Offense Overview

- Offense total 164
- % change from 2012 0.6
- # of cleared offenses 57
- Percent cleared 34.8
  
- Group "A" Crime Rate per 100,000 population 2000.5
  
- Summary based reporting crime rate per 100,000 population is calculated for other state crime comparisons only. 756.3

### Arrest Overview

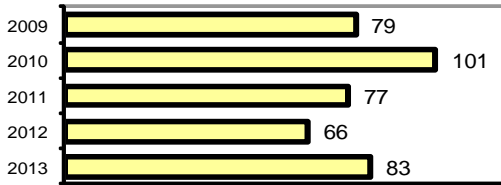
- Arrest total 83
- % change from 2012 25.8
- Adult arrest total 74
- Juvenile arrest total 9
  
- Arrest Rate per 100,000 population 1012.4

Group "A" Offenses	Offenses		Arrests	
	# Reported	# Cleared	Adult	Juvenile
Murder	0	0	0	0
Negligent Manslaughter	0	0	0	0
Rape	0	0	0	0
Robbery	0	0	0	0
Aggravated Assault	14	10	4	0
Burglary	15	1	0	1
Larceny	27	6	8	0
Motor Vehicle Theft	6	0	0	0
Arson	0	0	0	0
Simple Assault	19	9	4	3
Intimidation	7	0	0	0
Bribery	0	0	0	0
Counterfeiting/Forgery	0	0	0	0
Vandalism	15	1	1	0
Drug/Narcotics	25	11	11	0
Drug Equipment	13	7	1	0
Embezzlement	0	0	0	0
Extortion/Blackmail	0	0	0	0
Fraud	10	4	2	0
Gambling	0	0	0	0
Kidnapping	2	2	1	0
Pornography	0	0	0	0
Prostitution	0	0	0	0
Sodomy	0	0	0	0
Sexual Assault w/Object	0	0	0	0
Fondling	8	5	4	0
Incest	0	0	0	0
Statutory Rape	0	0	0	0
Stolen Property	2	0	0	0
Weapon Law Violation	1	1	1	0
<b>Total Group "A"</b>	<b>164</b>	<b>57</b>	<b>37</b>	<b>4</b>

**Total Offenses - 5 year trend**



**Total Arrests - 5 year trend**



Group "B" Arrests	Arrests	
	Adult	Juvenile
Bad Checks	0	0
Curfew/Vagrancy	0	0
Disorderly Conduct	2	0
DUI	17	0
Drunkenness	0	0
Family Offense-nonviolent	0	0
Liquor Law Violation	1	0
Peeping Tom	0	0
Runaways	0	0
Trespass	3	0
All Other Offenses	14	5
<b>Total Group "B"</b>	<b>37</b>	<b>5</b>

# Agency 2013 Crime Report

## Gooding County Total

Population: 15,302  
County: Gooding

### Offense Overview

- Offense total 402
- % change from 2012 **-17.3**
- # of cleared offenses 142
- Percent cleared 35.3

• Group "A" Crime Rate per 100,000 population 2627.1

• Summary based reporting crime rate per 100,000 population is calculated for other state crime comparisons only. 1032.5

### Arrest Overview

- Arrest total 190
- % change from 2012 **-39.9**
- Adult arrest total 154
- Juvenile arrest total 36

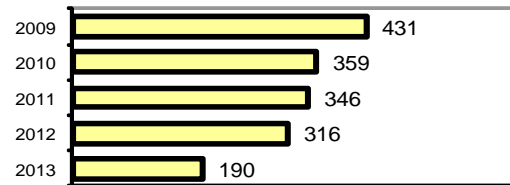
• Arrest Rate per 100,000 population 1241.7

Group "A" Offenses	Offenses		Arrests	
	# Reported	# Cleared	Adult	Juvenile
Murder	0	0	0	0
Negligent Manslaughter	0	0	0	0
Rape	2	0	0	0
Robbery	0	0	0	0
Aggravated Assault	21	14	6	0
Burglary	36	7	6	2
Larceny	89	21	16	0
Motor Vehicle Theft	10	0	0	0
Arson	0	0	0	0
Simple Assault	73	40	16	4
Intimidation	10	0	0	0
Bribery	0	0	0	0
Counterfeiting/Forgery	1	0	0	0
Vandalism	50	9	3	1
Drug/Narcotics	38	19	17	0
Drug Equipment	20	12	2	1
Embezzlement	0	0	0	0
Extortion/Blackmail	0	0	0	0
Fraud	25	6	2	0
Gambling	0	0	0	0
Kidnapping	3	2	1	0
Pornography	0	0	0	0
Prostitution	0	0	0	0
Sodomy	0	0	0	0
Sexual Assault w/Object	0	0	0	0
Fondling	16	9	5	2
Incest	0	0	0	0
Statutory Rape	0	0	0	0
Stolen Property	4	0	0	0
Weapon Law Violation	4	3	1	1
<b>Total Group "A"</b>	<b>402</b>	<b>142</b>	<b>75</b>	<b>11</b>

**Total Offenses - 5 year trend**



**Total Arrests - 5 year trend**



Group "B" Arrests	Arrests	
	Adult	Juvenile
Bad Checks	0	0
Curfew/Vagrancy	1	6
Disorderly Conduct	2	1
DUI	27	0
Drunkenness	0	0
Family Offense-nonviolent	1	0
Liquor Law Violation	3	3
Peeping Tom	0	0
Runaways	0	0
Trespass	3	0
All Other Offenses	42	15
<b>Total Group "B"</b>	<b>79</b>	<b>25</b>