

# Agency 2013 Crime Report

## Coeur d'Alene Police Department

Population: 46,023  
County: Kootenai

### Offense Overview

- Offense total 4,366
- % change from 2012 **-5.6**
- # of cleared offenses 2,334
- Percent cleared 53.5

• Group "A" Crime Rate per 100,000 population 9486.6

• Summary based reporting crime rate per 100,000 population is calculated for other state crime comparisons only. 4367.4


### Arrest Overview

- Arrest total 2,960
- % change from 2012 **-7.7**
- Adult arrest total 2,439
- Juvenile arrest total 521


• Arrest Rate per 100,000 population 6431.6

Group "A" Offenses	Offenses		Arrests	
	# Reported	# Cleared	Adult	Juvenile
Murder	0	0	0	0
Negligent Manslaughter	0	0	0	0
Rape	44	24	3	2
Robbery	20	7	11	0
Aggravated Assault	184	146	80	8
Burglary	358	56	26	5
Larceny	1,277	345	204	62
Motor Vehicle Theft	119	27	10	1
Arson	8	4	1	2
Simple Assault	741	668	290	45
Intimidation	92	72	23	2
Bribery	0	0	0	0
Counterfeiting/Forgery	38	20	4	0
Vandalism	469	109	47	13
Drug/Narcotics	373	347	316	40
Drug Equipment	370	354	72	19
Embezzlement	18	11	8	1
Extortion/Blackmail	0	0	0	0
Fraud	119	49	11	0
Gambling	1	1	0	0
Kidnapping	15	10	6	0
Pornography	9	3	1	0
Prostitution	0	0	0	0
Sodomy	7	1	0	0
Sexual Assault w/Object	2	1	1	0
Fondling	23	17	3	3
Incest	0	0	0	0
Statutory Rape	6	4	1	0
Stolen Property	19	17	17	0
Weapon Law Violation	54	41	16	8
<b>Total Group "A"</b>	<b>4,366</b>	<b>2,334</b>	<b>1,151</b>	<b>211</b>

**Total Offenses - 5 year trend**



**Total Arrests - 5 year trend**



Group "B" Arrests	Arrests	
	Adult	Juvenile
Bad Checks	3	0
Curfew/Vagrancy	4	22
Disorderly Conduct	90	7
DUI	241	1
Drunkenness	0	0
Family Offense-nonviolent	63	0
Liquor Law Violation	253	30
Peeping Tom	0	0
Runaways	0	89
Trespass	21	0
All Other Offenses	613	161
<b>Total Group "B"</b>	<b>1,288</b>	<b>310</b>

# Agency 2013 Crime Report



## Post Falls Police Department

Population: 28,959  
County: Kootenai

### Offense Overview

- Offense total 1,882
- % change from 2012 -6.8
- # of cleared offenses 1,114
- Percent cleared 59.2

• Group "A" Crime Rate per 100,000 population 6498.8

• Summary based reporting crime rate per 100,000 population is calculated for other state crime comparisons only. 3042.2


### Arrest Overview

- Arrest total 1,283
- % change from 2012 8.9
- Adult arrest total 993
- Juvenile arrest total 290


• Arrest Rate per 100,000 population 4430.4

Group "A" Offenses	Offenses		Arrests	
	# Reported	# Cleared	Adult	Juvenile
Murder	1	1	1	0
Negligent Manslaughter	0	0	0	0
Rape	8	7	3	1
Robbery	5	5	3	2
Aggravated Assault	56	53	37	4
Burglary	96	24	19	20
Larceny	660	292	234	67
Motor Vehicle Theft	54	12	6	0
Arson	1	0	0	0
Simple Assault	265	245	119	38
Intimidation	9	7	2	2
Bribery	0	0	0	0
Counterfeiting/Forgery	10	5	5	0
Vandalism	235	59	8	17
Drug/Narcotics	151	144	122	21
Drug Equipment	184	178	46	18
Embezzlement	1	0	1	0
Extortion/Blackmail	0	0	0	0
Fraud	81	28	12	0
Gambling	0	0	0	0
Kidnapping	3	3	4	0
Pornography	2	1	1	0
Prostitution	1	1	1	0
Sodomy	1	1	0	1
Sexual Assault w/Object	0	0	0	0
Fondling	11	11	3	3
Incest	0	0	0	0
Statutory Rape	3	3	2	0
Stolen Property	28	22	17	0
Weapon Law Violation	16	12	5	2
<b>Total Group "A"</b>	<b>1,882</b>	<b>1,114</b>	<b>651</b>	<b>196</b>

**Total Offenses - 5 year trend**



**Total Arrests - 5 year trend**



Group "B" Arrests	Arrests	
	Adult	Juvenile
Bad Checks	0	0
Curfew/Vagrancy	0	8
Disorderly Conduct	11	3
DUI	137	1
Drunkenness	1	0
Family Offense-nonviolent	23	0
Liquor Law Violation	26	15
Peeping Tom	0	0
Runaways	0	23
Trespass	16	6
All Other Offenses	128	38
<b>Total Group "B"</b>	<b>342</b>	<b>94</b>

# Agency 2013 Crime Report

## Rathdrum Police Department

Population: 7,078  
County: Kootenai

### Offense Overview

- Offense total 360
- % change from 2012 **-8.2**
- # of cleared offenses 150
- Percent cleared 41.7

• Group "A" Crime Rate per 100,000 population 5086.2

• Summary based reporting crime rate per 100,000 population is calculated for other state crime comparisons only. 2317.0

### Arrest Overview

- Arrest total 186
- % change from 2012 **-45.6**
- Adult arrest total 169
- Juvenile arrest total 17

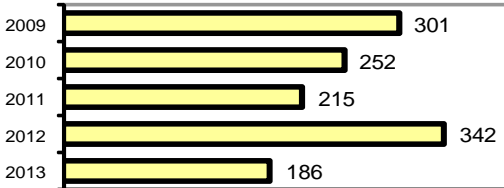
• Arrest Rate per 100,000 population 2627.9

Group "A" Offenses	Offenses		Arrests	
	# Reported	# Cleared	Adult	Juvenile
Murder	0	0	0	0
Negligent Manslaughter	0	0	0	0
Rape	1	1	0	0
Robbery	0	0	0	0
Aggravated Assault	8	5	2	1
Burglary	56	8	6	0
Larceny	90	25	22	1
Motor Vehicle Theft	9	0	0	0
Arson	0	0	0	0
Simple Assault	45	37	32	0
Intimidation	2	1	1	0
Bribery	0	0	0	0
Counterfeiting/Forgery	1	0	0	0
Vandalism	49	4	3	0
Drug/Narcotics	39	30	24	4
Drug Equipment	40	30	11	2
Embezzlement	0	0	0	0
Extortion/Blackmail	0	0	0	0
Fraud	5	0	0	0
Gambling	0	0	0	0
Kidnapping	1	1	0	0
Pornography	0	0	0	0
Prostitution	0	0	0	0
Sodomy	0	0	0	0
Sexual Assault w/Object	0	0	0	0
Fondling	5	0	0	0
Incest	0	0	0	0
Statutory Rape	0	0	0	0
Stolen Property	3	3	4	0
Weapon Law Violation	6	5	2	0
<b>Total Group "A"</b>	<b>360</b>	<b>150</b>	<b>107</b>	<b>8</b>

**Total Offenses - 5 year trend**



**Total Arrests - 5 year trend**



Group "B" Arrests	Arrests	
	Adult	Juvenile
Bad Checks	0	0
Curfew/Vagrancy	0	0
Disorderly Conduct	2	0
DUI	34	1
Drunkenness	0	0
Family Offense-nonviolent	2	0
Liquor Law Violation	4	4
Peeping Tom	0	0
Runaways	0	1
Trespass	1	0
All Other Offenses	19	3
<b>Total Group "B"</b>	<b>62</b>	<b>9</b>

# Agency 2013 Crime Report

## Spirit Lake Police Department

Population: 2,016  
County: Kootenai

### Offense Overview

- Offense total 87
- % change from 2012 20.8
- # of cleared offenses 43
- Percent cleared 49.4

- Group "A" Crime Rate per 100,000 population 4315.5

- Summary based reporting crime rate per 100,000 population is calculated for other state crime comparisons only. 1488.1

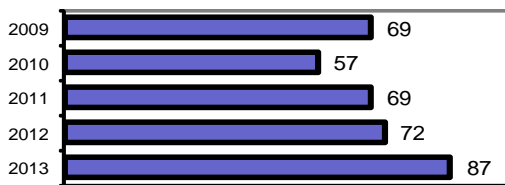
### Arrest Overview

- Arrest total 70
- % change from 2012 -7.9
- Adult arrest total 53
- Juvenile arrest total 17

- Arrest Rate per 100,000 population 3472.2

Group "A" Offenses	Offenses		Arrests	
	# Reported	# Cleared	Adult	Juvenile
Murder	0	0	0	0
Negligent Manslaughter	0	0	0	0
Rape	2	0	0	0
Robbery	0	0	0	0
Aggravated Assault	4	4	3	1
Burglary	6	1	0	0
Larceny	17	3	1	2
Motor Vehicle Theft	1	0	0	0
Arson	0	0	0	0
Simple Assault	14	12	7	1
Intimidation	0	0	0	0
Bribery	0	0	0	0
Counterfeiting/Forgery	1	0	0	0
Vandalism	10	1	1	0
Drug/Narcotics	12	12	7	5
Drug Equipment	10	9	0	0
Embezzlement	0	0	0	0
Extortion/Blackmail	0	0	0	0
Fraud	2	0	0	0
Gambling	0	0	0	0
Kidnapping	0	0	0	0
Pornography	0	0	0	0
Prostitution	0	0	0	0
Sodomy	0	0	0	0
Sexual Assault w/Object	0	0	0	0
Fondling	5	0	0	0
Incest	1	0	0	0
Statutory Rape	0	0	0	0
Stolen Property	0	0	0	0
Weapon Law Violation	2	1	1	0
<b>Total Group "A"</b>	<b>87</b>	<b>43</b>	<b>20</b>	<b>9</b>

**Total Offenses - 5 year trend**



**Total Arrests - 5 year trend**



Group "B" Arrests	Arrests	
	Adult	Juvenile
Bad Checks	0	0
Curfew/Vagrancy	0	0
Disorderly Conduct	0	1
DUI	14	0
Drunkenness	0	0
Family Offense-nonviolent	0	0
Liquor Law Violation	2	1
Peeping Tom	0	0
Runaways	0	0
Trespass	0	0
All Other Offenses	17	6
<b>Total Group "B"</b>	<b>33</b>	<b>8</b>

# Agency 2013 Crime Report

## Kootenai County Sheriff

Population: 60,149  
County: Kootenai

### Offense Overview

- Offense total 3,470
- % change from 2012 10.7
- # of cleared offenses 1,727
- Percent cleared 49.8

• Group "A" Crime Rate per 100,000 population 5769.0

• Summary based reporting crime rate per 100,000 population is calculated for other state crime comparisons only. 2380.8


### Arrest Overview

- Arrest total 2,820
- % change from 2012 10.1
- Adult arrest total 2,542
- Juvenile arrest total 278

• Arrest Rate per 100,000 population 4688.4

Group "A" Offenses	Offenses		Arrests	
	# Reported	# Cleared	Adult	Juvenile
Murder	2	1	0	0
Negligent Manslaughter	0	0	1	0
Rape	9	5	2	0
Robbery	6	3	1	1
Aggravated Assault	93	69	28	3
Burglary	382	50	37	3
Larceny	879	184	133	11
Motor Vehicle Theft	55	9	6	0
Arson	6	2	1	0
Simple Assault	486	428	141	26
Intimidation	19	12	5	1
Bribery	0	0	0	0
Counterfeiting/Forgery	22	8	2	0
Vandalism	501	75	12	1
Drug/Narcotics	424	393	393	37
Drug Equipment	440	408	59	8
Embezzlement	1	1	0	0
Extortion/Blackmail	1	0	0	0
Fraud	55	14	2	2
Gambling	0	0	0	0
Kidnapping	5	3	2	0
Pornography	7	4	1	0
Prostitution	0	0	0	0
Sodomy	3	2	1	0
Sexual Assault w/Object	3	3	1	0
Fondling	16	9	4	2
Incest	0	0	0	0
Statutory Rape	1	1	0	0
Stolen Property	36	28	13	1
Weapon Law Violation	18	15	3	0
<b>Total Group "A"</b>	<b>3,470</b>	<b>1,727</b>	<b>848</b>	<b>96</b>

**Total Offenses - 5 year trend**



**Total Arrests - 5 year trend**



Group "B" Arrests	Arrests	
	Adult	Juvenile
Bad Checks	2	0
Curfew/Vagrancy	0	4
Disorderly Conduct	29	8
DUI	353	3
Drunkenness	0	0
Family Offense-nonviolent	43	0
Liquor Law Violation	63	21
Peeping Tom	0	0
Runaways	0	59
Trespass	10	0
All Other Offenses	1,194	87
<b>Total Group "B"</b>	<b>1,694</b>	<b>182</b>

# Agency 2013 Crime Report

## Kootenai County Total

Population: 144,225  
County: Kootenai

### Offense Overview

- Offense total 10,165
- % change from 2012 **-0.8**
- # of cleared offenses 5,368
- Percent cleared 52.8

• Group "A" Crime Rate per 100,000 population 7048.0

• Summary based reporting crime rate per 100,000 population is calculated for other state crime comparisons only. 3131.9

### Arrest Overview

- Arrest total 7,319
- % change from 2012 **-0.6**
- Adult arrest total 6,196
- Juvenile arrest total 1,123

• Arrest Rate per 100,000 population 5074.7

Group "A" Offenses	Offenses		Arrests	
	# Reported	# Cleared	Adult	Juvenile
Murder	3	2	1	0
Negligent Manslaughter	0	0	1	0
Rape	64	37	8	3
Robbery	31	15	15	3
Aggravated Assault	345	277	150	17
Burglary	898	139	88	28
Larceny	2,923	849	594	143
Motor Vehicle Theft	238	48	22	1
Arson	15	6	2	2
Simple Assault	1,551	1,390	589	110
Intimidation	122	92	31	5
Bribery	0	0	0	0
Counterfeiting/Forgery	72	33	11	0
Vandalism	1,264	248	71	31
Drug/Narcotics	999	926	862	107
Drug Equipment	1,044	979	188	47
Embezzlement	20	12	9	1
Extortion/Blackmail	1	0	0	0
Fraud	262	91	25	2
Gambling	1	1	0	0
Kidnapping	24	17	12	0
Pornography	18	8	3	0
Prostitution	1	1	1	0
Sodomy	11	4	1	1
Sexual Assault w/Object	5	4	2	0
Fondling	60	37	10	8
Incest	1	0	0	0
Statutory Rape	10	8	3	0
Stolen Property	86	70	51	1
Weapon Law Violation	96	74	27	10
<b>Total Group "A"</b>	<b>10,165</b>	<b>5,368</b>	<b>2,777</b>	<b>520</b>

**Total Offenses - 5 year trend**



**Total Arrests - 5 year trend**



Group "B" Arrests	Arrests	
	Adult	Juvenile
Bad Checks	5	0
Curfew/Vagrancy	4	34
Disorderly Conduct	132	19
DUI	779	6
Drunkenness	1	0
Family Offense-nonviolent	131	0
Liquor Law Violation	348	71
Peeping Tom	0	0
Runaways	0	172
Trespass	48	6
All Other Offenses	1,971	295
<b>Total Group "B"</b>	<b>3,419</b>	<b>603</b>