


Agency 2014 Crime Report

Chubbuck Police Department

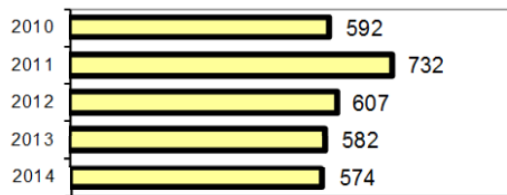
Population: 14,159
County: Bannock

| | Group "A" Offenses | | Arrests | |
|---|--------------------|------------|------------|-----------|
| | # Reported | # Cleared | Adult | Juvenile |
| Offense Overview | | | | |
| • Offense total | 1,378 | | | |
| • % change from 2013 | 5.5 | | | |
| • # of cleared offenses | 629 | | | |
| • Percent cleared | 45.6 | | | |
| | | | | |
| • Group "A" Crime Rate per 100,000 population | 9732.3 | | | |
| | | | | |
| • Summary based reporting crime rate per 100,000 population is calculated for other state crime comparisons only. | 4915.6 | | | |
| | | | | |
| Arrest Overview | | | | |
| • Arrest total | 574 | | | |
| • % change from 2013 | -1.4 | | | |
| • Adult arrest total | 475 | | | |
| • Juvenile arrest total | 99 | | | |
| | | | | |
| • Arrest Rate per 100,000 population | 4054.0 | | | |
| | | | | |
| Murder | 0 | 0 | 0 | 0 |
| Negligent Manslaughter | 0 | 0 | 0 | 0 |
| Rape | 5 | 2 | 1 | 0 |
| Robbery | 5 | 1 | 1 | 0 |
| Aggravated Assault | 29 | 27 | 4 | 1 |
| Burglary | 46 | 5 | 5 | 1 |
| Larceny | 594 | 224 | 189 | 49 |
| Motor Vehicle Theft | 15 | 3 | 2 | 0 |
| Arson | 2 | 2 | 0 | 2 |
| Simple Assault | 246 | 185 | 50 | 1 |
| Intimidation | 56 | 21 | 5 | 3 |
| Bribery | 0 | 0 | 0 | 0 |
| Counterfeiting/Forgery | 7 | 0 | 2 | 0 |
| Vandalism | 117 | 27 | 13 | 1 |
| Drug/Narcotics | 46 | 37 | 32 | 2 |
| Drug Equipment | 47 | 40 | 13 | 2 |
| Embezzlement | 8 | 8 | 5 | 0 |
| Extortion/Blackmail | 3 | 1 | 0 | 0 |
| Fraud | 112 | 32 | 10 | 0 |
| Gambling | 0 | 0 | 0 | 0 |
| Kidnapping | 0 | 0 | 0 | 0 |
| Pornography | 0 | 0 | 0 | 0 |
| Prostitution | 0 | 0 | 0 | 0 |
| Sodomy | 3 | 1 | 0 | 0 |
| Sexual Assault w/Object | 1 | 0 | 0 | 0 |
| Fondling | 4 | 0 | 0 | 0 |
| Incest | 1 | 0 | 0 | 0 |
| Statutory Rape | 1 | 1 | 0 | 0 |
| Stolen Property | 3 | 3 | 6 | 0 |
| Weapon Law Violation | 27 | 9 | 3 | 0 |
| Total Group "A" | 1,378 | 629 | 341 | 62 |

Total Offenses - 5 year trend



Total Arrests - 5 year trend



| Group "B" Arrests | Arrests | |
|---------------------------|------------|-----------|
| | Adult | Juvenile |
| Bad Checks | 1 | 0 |
| Curfew/Vagrancy | 0 | 4 |
| Disorderly Conduct | 13 | 5 |
| DUI | 42 | 2 |
| Drunkenness | 4 | 0 |
| Family Offense-nonviolent | 1 | 0 |
| Liquor Law Violation | 8 | 6 |
| Peeping Tom | 0 | 0 |
| Runaways | 0 | 8 |
| Trespass | 10 | 2 |
| All Other Offenses | 55 | 10 |
| Total Group "B" | 134 | 37 |

Agency 2014 Crime Report

Pocatello Police Department

Population: 54,346
County: Bannock

Offense Overview

- Offense total 2,233
- % change from 2013 **-43.2**
- # of cleared offenses 578
- Percent cleared 25.9

- Group "A" Crime Rate per 100,000 population 4108.9

- Summary based reporting crime rate per 100,000 population is calculated for other state crime comparisons only. 1742.5


Arrest Overview

- Arrest total 849
- % change from 2013 **-69.1**
- Adult arrest total 544
- Juvenile arrest total 305

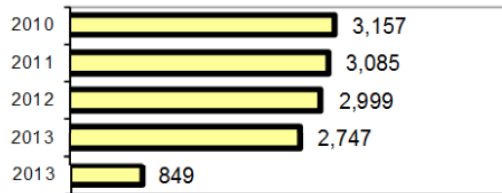
- Arrest Rate per 100,000 population 1562.2

| Group "A" Offenses | Offenses | | Arrests | |
|-------------------------|--------------|------------|------------|-----------|
| | # Reported | # Cleared | Adult | Juvenile |
| Murder | 0 | 0 | 0 | 0 |
| Negligent Manslaughter | 0 | 0 | 0 | 0 |
| Rape | 12 | 0 | 0 | 0 |
| Robbery | 5 | 2 | 2 | 0 |
| Aggravated Assault | 118 | 53 | 12 | 3 |
| Burglary | 254 | 13 | 2 | 3 |
| Larceny | 487 | 75 | 54 | 17 |
| Motor Vehicle Theft | 68 | 6 | 1 | 0 |
| Ars on | 3 | 1 | 1 | 0 |
| Simple Assault | 511 | 212 | 47 | 18 |
| Intimidation | 13 | 12 | 2 | 1 |
| Bribery | 0 | 0 | 0 | 0 |
| Counterfeiting/Forgery | 11 | 2 | 8 | 0 |
| Vandalism | 143 | 39 | 19 | 5 |
| Drug/Narcotics | 271 | 67 | 60 | 7 |
| Drug Equipment | 206 | 56 | 16 | 7 |
| Embezzlement | 4 | 2 | 3 | 0 |
| Extortion/Blackmail | 0 | 0 | 0 | 0 |
| Fraud | 81 | 19 | 5 | 1 |
| Gambling | 0 | 0 | 0 | 0 |
| Kidnapping | 5 | 3 | 0 | 0 |
| Pornography | 2 | 2 | 2 | 2 |
| Prostitution | 0 | 0 | 0 | 0 |
| Sodomy | 0 | 0 | 0 | 0 |
| Sexual Assault w/Object | 3 | 0 | 0 | 0 |
| Fondling | 9 | 0 | 1 | 0 |
| Incest | 0 | 0 | 0 | 0 |
| Statutory Rape | 2 | 0 | 0 | 0 |
| Stolen Property | 3 | 1 | 2 | 4 |
| Weapon Law Violation | 22 | 13 | 2 | 7 |
| Total Group "A" | 2,233 | 578 | 239 | 75 |

Total Offenses - 5 year trend



Total Arrests - 5 year trend



| Group "B" Arrests | Arrests | |
|---------------------------|------------|------------|
| | Adult | Juvenile |
| Bad Checks | 1 | 0 |
| Curfew/Vagrancy | 0 | 5 |
| Disorderly Conduct | 40 | 33 |
| DUI | 73 | 3 |
| Drunkness | 5 | 0 |
| Family Offense-nonviolent | 12 | 0 |
| Liquor Law Violation | 17 | 12 |
| Peeping Tom | 0 | 0 |
| Runaways | 0 | 13 |
| Trespass | 23 | 7 |
| All Other Offenses | 134 | 157 |
| Total Group "B" | 305 | 230 |

Agency 2014 Crime Report

Bannock County Sheriff

Population: 15,804
County: Bannock

Offense Overview

- Offense total 211
- % change from 2013 -40.9
- # of cleared offenses 135
- Percent cleared 64.0

- Group "A" Crime Rate per 100,000 population 1335.1

- Summary based reporting crime rate per 100,000 population is calculated for other state crime comparisons only. 411.3

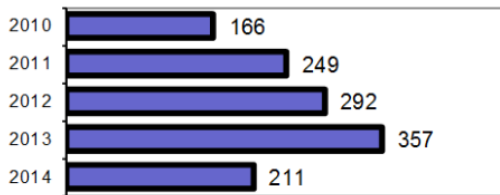
Arrest Overview

- Arrest total 394
- % change from 2013 -47.5
- Adult arrest total 323
- Juvenile arrest total 71

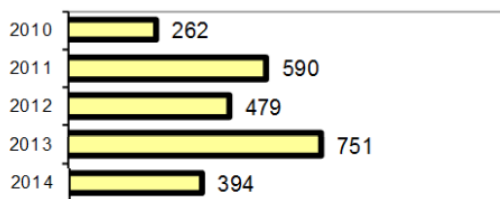
- Arrest Rate per 100,000 population 2493.0

| Group "A" Offenses | Offenses | | Arrests | |
|-------------------------|------------|------------|-----------|-----------|
| | # Reported | # Cleared | Adult | Juvenile |
| Murder | 0 | 0 | 0 | 0 |
| Negligent Manslaughter | 0 | 0 | 0 | 0 |
| Rape | 0 | 0 | 0 | 0 |
| Robbery | 0 | 0 | 0 | 0 |
| Aggravated Assault | 7 | 5 | 3 | 1 |
| Burglary | 15 | 2 | 2 | 2 |
| Larceny | 39 | 9 | 3 | 4 |
| Motor Vehicle Theft | 4 | 1 | 1 | 0 |
| Arson | 0 | 0 | 0 | 0 |
| Simple Assault | 51 | 47 | 29 | 3 |
| Intimidation | 1 | 1 | 0 | 1 |
| Bribery | 0 | 0 | 0 | 0 |
| Counterfeiting/Forgery | 1 | 0 | 0 | 0 |
| Vandalism | 29 | 10 | 5 | 1 |
| Drug/Narcotics | 27 | 26 | 19 | 5 |
| Drug Equipment | 32 | 30 | 1 | 2 |
| Embezzlement | 0 | 0 | 0 | 0 |
| Extortion/Blackmail | 0 | 0 | 0 | 0 |
| Fraud | 1 | 0 | 0 | 0 |
| Gambling | 0 | 0 | 0 | 0 |
| Kidnapping | 0 | 0 | 0 | 0 |
| Pornography | 0 | 0 | 0 | 0 |
| Prostitution | 0 | 0 | 0 | 0 |
| Sodomy | 0 | 0 | 0 | 0 |
| Sexual Assault w/Object | 0 | 0 | 0 | 0 |
| Fondling | 1 | 1 | 0 | 0 |
| Incest | 0 | 0 | 0 | 0 |
| Statutory Rape | 1 | 1 | 1 | 0 |
| Stolen Property | 1 | 1 | 1 | 0 |
| Weapon Law Violation | 1 | 1 | 1 | 1 |
| Total Group "A" | 211 | 135 | 66 | 20 |

Total Offenses - 5 year trend



Total Arrests - 5 year trend



| Group "B" Arrests | Arrests | |
|---------------------------|------------|-----------|
| | Adult | Juvenile |
| Bad Checks | 0 | 0 |
| Curfew/Vagrancy | 0 | 1 |
| Disorderly Conduct | 15 | 8 |
| DUI | 26 | 0 |
| Drunkness | 0 | 0 |
| Family Offense-nonviolent | 1 | 0 |
| Liquor Law Violation | 15 | 8 |
| Peeping Tom | 0 | 0 |
| Runaways | 0 | 9 |
| Trespass | 7 | 0 |
| All Other Offenses | 193 | 25 |
| Total Group "B" | 257 | 51 |

Agency 2014 Crime Report

Bannock County Total

Population: 84,309
County: Bannock

Offense Overview

- Offense total 3,822
- % change from 2013 -31.7
- # of cleared offenses 1,342
- Percent cleared 35.1

- Group "A" Crime Rate per 100,000 population 4533.3

- Summary based reporting crime rate per 100,000 population is calculated for other state crime comparisons only. 2025.9

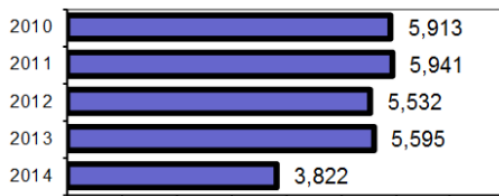
Arrest Overview

- Arrest total 1,817
- % change from 2013 -55.5
- Adult arrest total 1,342
- Juvenile arrest total 475

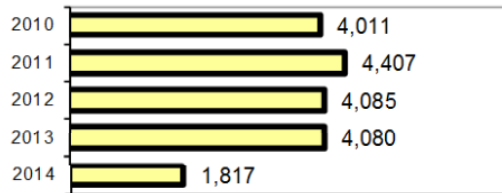
- Arrest Rate per 100,000 population 2155.2

| Group "A" Offenses | Offenses | | Arrests | |
|-------------------------|--------------|--------------|------------|------------|
| | # Reported | # Cleared | Adult | Juvenile |
| Murder | 0 | 0 | 0 | 0 |
| Negligent Manslaughter | 0 | 0 | 0 | 0 |
| Rape | 17 | 2 | 1 | 0 |
| Robbery | 10 | 3 | 3 | 0 |
| Aggravated Assault | 154 | 85 | 19 | 5 |
| Burglary | 315 | 20 | 9 | 6 |
| Larceny | 1,120 | 308 | 246 | 70 |
| Motor Vehicle Theft | 87 | 10 | 4 | 0 |
| Ars on | 5 | 3 | 1 | 2 |
| Simple Assault | 808 | 444 | 126 | 22 |
| Intimidation | 70 | 34 | 7 | 5 |
| Bribery | 0 | 0 | 0 | 0 |
| Counterfeiting/Forgery | 19 | 2 | 10 | 0 |
| Vandalism | 289 | 76 | 37 | 7 |
| Drug/Narcotics | 344 | 130 | 111 | 14 |
| Drug Equipment | 285 | 126 | 30 | 11 |
| Embezzlement | 12 | 10 | 8 | 0 |
| Extortion/Blackmail | 3 | 1 | 0 | 0 |
| Fraud | 194 | 51 | 15 | 1 |
| Gambling | 0 | 0 | 0 | 0 |
| Kidnapping | 5 | 3 | 0 | 0 |
| Pornography | 2 | 2 | 2 | 2 |
| Prostitution | 0 | 0 | 0 | 0 |
| Sodomy | 3 | 1 | 0 | 0 |
| Sexual Assault w/Object | 4 | 0 | 0 | 0 |
| Fondling | 14 | 1 | 1 | 0 |
| Incest | 1 | 0 | 0 | 0 |
| Statutory Rape | 4 | 2 | 1 | 0 |
| Stolen Property | 7 | 5 | 9 | 4 |
| Weapon Law Violation | 50 | 23 | 6 | 8 |
| Total Group "A" | 3,822 | 1,342 | 646 | 157 |

Total Offenses - 5 year trend



Total Arrests - 5 year trend



| Group "B" Arrests | Arrests | |
|---------------------------|------------|------------|
| | Adult | Juvenile |
| Bad Checks | 2 | 0 |
| Curfew/Vagrancy | 0 | 10 |
| Disorderly Conduct | 68 | 46 |
| DUI | 141 | 5 |
| Drunkness | 9 | 0 |
| Family Offense-nonviolent | 14 | 0 |
| Liquor Law Violation | 40 | 26 |
| Peeping Tom | 0 | 0 |
| Runaways | 0 | 30 |
| Trespass | 40 | 9 |
| All Other Offenses | 382 | 192 |
| Total Group "B" | 696 | 318 |