

Agency 2014 Crime Report

Ponderay Police Department

Population: 1,104
County: Bonner

Offense Overview

- Offense total 169
- % change from 2013 11.9
- # of cleared offenses 39
- Percent cleared 23.1

- Group "A" Crime Rate per 100,000 population 15308.0

- Summary based reporting crime rate per 100,000 population is calculated for other state crime comparisons only. 9420.3

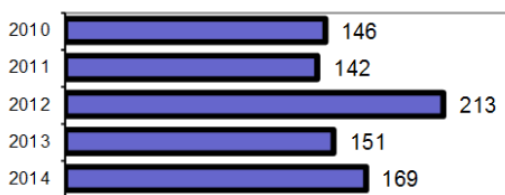
Arrest Overview

- Arrest total 107
- % change from 2013 -17.1
- Adult arrest total 103
- Juvenile arrest total 4

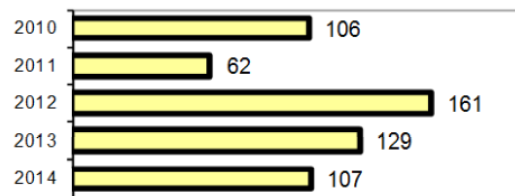
- Arrest Rate per 100,000 population 9692.0

Group "A" Offenses	Offenses		Arrests	
	# Reported	# Cleared	Adult	Juvenile
Murder	0	0	0	0
Negligent Manslaughter	0	0	0	0
Rape	0	0	0	0
Robbery	0	0	0	0
Aggravated Assault	1	0	0	0
Burglary	18	1	1	1
Larceny	84	11	6	1
Motor Vehicle Theft	0	0	0	0
Arson	1	0	0	0
Simple Assault	10	7	5	0
Intimidation	2	1	0	0
Bribery	0	0	0	0
Counterfeiting/Forgery	1	0	0	0
Vandalism	12	1	1	0
Drug/Narcotics	23	11	8	0
Drug Equipment	14	6	1	0
Embezzlement	0	0	0	0
Extortion/Blackmail	0	0	0	0
Fraud	2	1	0	0
Gambling	0	0	0	0
Kidnapping	0	0	0	0
Pornography	0	0	0	0
Prostitution	0	0	0	0
Sodomy	0	0	0	0
Sexual Assault w/Object	0	0	0	0
Fondling	0	0	0	0
Incest	0	0	0	0
Statutory Rape	0	0	0	0
Stolen Property	0	0	0	0
Weapon Law Violation	1	0	0	0
Total Group "A"	169	39	22	2

Total Offenses - 5 year trend



Total Arrests - 5 year trend



Group "B" Arrests	Arrests	
	Adult	Juvenile
Bad Checks	0	0
Curfew/Vagrancy	0	0
Disorderly Conduct	0	0
DUI	22	0
Drunkness	0	0
Family Offense-nonviolent	2	0
Liquor Law Violation	2	1
Peeping Tom	1	0
Runaways	0	0
Trespass	7	0
All Other Offenses	47	1
Total Group "B"	81	2

Agency 2014 Crime Report

Priest River Police Department

Population: 1,714
County: Bonner

Offense Overview

- Offense total 105
- % change from 2013 22.1
- # of cleared offenses 58
- Percent cleared 55.2

• Group "A" Crime Rate per 100,000 population 6126.0

• Summary based reporting crime rate per 100,000 population is calculated for other state crime comparisons only. 2508.8

Arrest Overview

- Arrest total 118
- % change from 2013 0.9
- Adult arrest total 70
- Juvenile arrest total 48

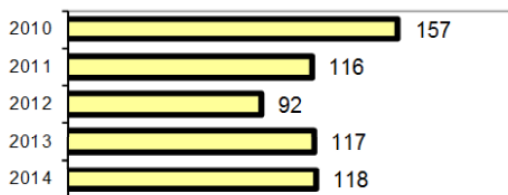
• Arrest Rate per 100,000 population 6884.5

Group "A" Offenses	Offenses		Arrests	
	# Reported	# Cleared	Adult	Juvenile
Murder	0	0	0	0
Negligent Manslaughter	0	0	0	0
Rape	0	0	0	0
Robbery	0	0	0	0
Aggravated Assault	3	3	1	1
Burglary	8	1	0	0
Larceny	30	12	4	7
Motor Vehicle Theft	2	0	0	0
Ars on	0	0	0	0
Simple Assault	29	24	10	7
Intimidation	2	1	0	0
Bribery	0	0	0	0
Counterfeiting/Forgery	1	0	0	0
Vandalism	15	4	2	2
Drug/Narcotics	6	6	7	0
Drug Equipment	3	3	1	2
Embezzlement	0	0	0	0
Extortion/Blackmail	0	0	0	0
Fraud	3	1	0	0
Gambling	0	0	0	0
Kidnapping	0	0	0	0
Pornography	0	0	0	0
Prostitution	0	0	0	0
Sodomy	0	0	0	0
Sexual Assault w/Object	0	0	0	0
Fondling	1	1	0	0
Incest	0	0	0	0
Statutory Rape	0	0	0	0
Stolen Property	1	1	0	1
Weapon Law Violation	1	1	0	1
Total Group "A"	105	58	25	21

Total Offenses - 4 year trend



Total Arrests - 4 year trend



Group "B" Arrests	Arrests	
	Adult	Juvenile
Bad Checks	1	0
Curfew/Vagrancy	0	0
Disorderly Conduct	1	1
DUI	15	0
Drunkenness	0	1
Family Offense-nonviolent	0	0
Liquor Law Violation	2	4
Peeping Tom	0	0
Runaways	0	0
Trespass	2	0
All Other Offenses	24	21
Total Group "B"	45	27

Agency 2014 Crime Report

Sandpoint Police Department

Population: 7,629
County: Bonner

Offense Overview

- Offense total 639
- % change from 2013 -13.8
- # of cleared offenses 301
- Percent cleared 47.1

• Group "A" Crime Rate per 100,000 population 8375.9

• Summary based reporting crime rate per 100,000 population is calculated for other state crime comparisons only. 3526.0

Arrest Overview

- Arrest total 620
- % change from 2013 -6.9
- Adult arrest total 457
- Juvenile arrest total 163

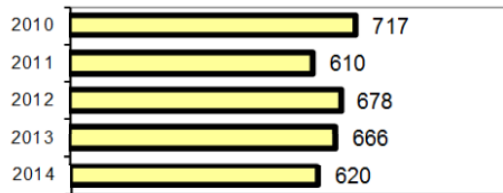
• Arrest Rate per 100,000 population 8126.9

Group "A" Offenses	Offenses		Arrests	
	# Reported	# Cleared	Adult	Juvenile
Murder	0	0	1	0
Negligent Manslaughter	0	0	0	0
Rape	1	0	0	0
Robbery	0	0	0	0
Aggravated Assault	14	9	7	1
Burglary	68	23	11	10
Larceny	181	39	24	14
Motor Vehicle Theft	5	3	0	0
Arson	0	0	0	0
Simple Assault	126	75	33	17
Intimidation	1	1	0	0
Bribery	0	0	0	0
Counterfeiting/Forgery	4	1	0	0
Vandalism	60	12	7	5
Drug/Narcotics	81	75	61	35
Drug Equipment	55	49	12	4
Embezzlement	0	0	0	0
Extortion/Blackmail	0	0	0	0
Fraud	10	0	0	0
Gambling	0	0	0	0
Kidnapping	1	0	0	0
Pornography	0	0	0	0
Prostitution	1	1	1	0
Sodomy	0	0	0	0
Sexual Assault w/Object	0	0	0	0
Fondling	21	8	2	1
Incest	0	0	0	0
Statutory Rape	0	0	0	0
Stolen Property	2	1	2	1
Weapon Law Violation	8	4	3	1
Total Group "A"	639	301	164	89

Total Offenses - 5 year trend



Total Arrests - 5 year trend



Group "B" Arrests	Arrests	
	Adult	Juvenile
Bad Checks	0	0
Curfew/Vagrancy	0	0
Disorderly Conduct	4	2
DUI	83	0
Drunkenness	0	1
Family Offense-nonviolent	1	0
Liquor Law Violation	15	18
Peeping Tom	0	0
Runaways	0	1
Trespass	6	5
All Other Offenses	184	47
Total Group "B"	293	74

Agency 2014 Crime Report


Bonner County Sheriff

Population: 30,485
County: Bonner

	Offenses		Arrests	
	# Reported	# Cleared	Adult	Juvenile
Group "A" Offenses				
Murder	0	0	0	0
Negligent Manslaughter	0	0	0	0
Rape	6	0	0	0
Robbery	1	1	1	0
Aggravated Assault	24	20	13	1
Burglary	139	5	3	0
Larceny	202	26	17	8
Motor Vehicle Theft	26	5	1	0
Arson	1	0	0	0
Simple Assault	151	101	59	5
Intimidation	14	3	0	0
Bribery	0	0	0	0
Counterfeiting/Forgery	8	1	0	0
Vandalism	102	12	7	1
Drug/Narcotics	108	94	65	3
Drug Equipment	70	63	14	3
Embezzlement	0	0	0	0
Extortion/Blackmail	0	0	0	0
Fraud	51	2	0	0
Gambling	0	0	0	0
Kidnapping	0	0	1	0
Pornography	1	1	1	0
Prostitution	0	0	0	0
Sodomy	0	0	0	0
Sexual Assault w/Object	0	0	0	0
Fondling	23	10	3	0
Incest	2	0	0	0
Statutory Rape	2	1	0	0
Stolen Property	1	1	1	2
Weapon Law Violation	22	12	3	0
Total Group "A"	954	358	189	23

Offense Overview	
• Offense total	954
• % change from 2013	3.4
• # of cleared offenses	358
• Percent cleared	37.5
• Group "A" Crime Rate per 100,000 population	3129.4
• Summary based reporting crime rate per 100,000 population is calculated for other state crime comparisons only.	1308.8
Arrest Overview	
• Arrest total	969
• % change from 2013	-4.1
• Adult arrest total	920
• Juvenile arrest total	49
• Arrest Rate per 100,000 population	3178.6

Total Offenses - 5 year trend



Total Arrests - 5 year trend



Group "B" Arrests	Arrests	
	Adult	Juvenile
Bad Checks	1	0
Curfew/Vagrancy	0	0
Disorderly Conduct	6	0
DUI	86	1
Drunkness	4	0
Family Offense-nonviolent	5	1
Liquor Law Violation	3	6
Peeping Tom	0	0
Runaways	0	1
Trespass	13	0
All Other Offenses	613	17
Total Group "B"	731	26

Agency 2014 Crime Report

Bonner County Total

Population: 40,932
County: Bonner

Offense Overview

- Offense total 1,867
- % change from 2013 -1.8
- # of cleared offenses 756
- Percent cleared 40.5

- Group "A" Crime Rate per 100,000 population 4561.2

- Summary based reporting crime rate per 100,000 population is calculated for other state crime comparisons only. 1991.1

Arrest Overview

- Arrest total 1,814
- % change from 2013 -5.6
- Adult arrest total 1,550
- Juvenile arrest total 264

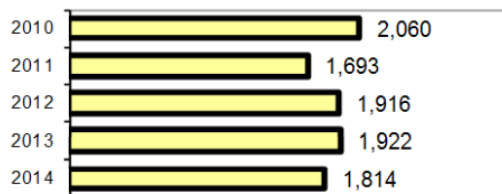
- Arrest Rate per 100,000 population 4431.7

Group "A" Offenses	Offenses		Arrests	
	# Reported	# Cleared	Adult	Juvenile
Murder	0	0	1	0
Negligent Manslaughter	0	0	0	0
Rape	7	0	0	0
Robbery	1	1	1	0
Aggravated Assault	42	32	21	3
Burglary	233	30	15	11
Larceny	497	88	51	30
Motor Vehicle Theft	33	8	1	0
Arson	2	0	0	0
Simple Assault	316	207	107	29
Intimidation	19	6	0	0
Bribery	0	0	0	0
Counterfeiting/Forgery	14	2	0	0
Vandalism	189	29	17	8
Drug/Narcotics	218	186	141	38
Drug Equipment	142	121	28	9
Embezzlement	0	0	0	0
Extortion/Blackmail	0	0	0	0
Fraud	66	4	0	0
Gambling	0	0	0	0
Kidnapping	1	0	1	0
Pornography	1	1	1	0
Prostitution	1	1	1	0
Sodomy	0	0	0	0
Sexual Assault w/Object	0	0	0	0
Fondling	45	19	5	1
Incest	2	0	0	0
Statutory Rape	2	1	0	0
Stolen Property	4	3	3	4
Weapon Law Violation	32	17	6	2
Total Group "A"	1,867	756	400	135

Total Offenses - 5 year trend



Total Arrests - 5 year trend



Group "B" Arrests	Arrests	
	Adult	Juvenile
Bad Checks	2	0
Curfew/Vagrancy	0	0
Disorderly Conduct	11	3
DUI	206	1
Drunkness	4	2
Family Offense-nonviolent	8	1
Liquor Law Violation	22	29
Peeping Tom	1	0
Runaways	0	2
Trespass	28	5
All Other Offenses	868	86
Total Group "B"	1,150	129