

Agency 2014 Crime Report

Idaho Falls Police Department

Population: 58,606
County: Bonneville


	Group "A" Offenses	Offenses		Arrests	
		# Reported	# Cleared	Adult	Juvenile
Offense Overview					
• Offense total	3,666	0	0	0	0
• % change from 2013	-4.4	0	0	0	0
• # of cleared offenses	1,513	31	7	3	0
• Percent cleared	41.3	7	3	1	0
 		83	65	51	4
• Group "A" Crime Rate per 100,000 population	6255.3	241	56	54	28
 		1,186	329	266	106
• Summary based reporting crime rate per 100,000 population is calculated for other state crime comparisons only.	2827.4	103	33	4	17
		6	2	2	0
		478	298	181	44
		71	27	13	6
		0	0	0	0
		35	12	12	0
		570	115	53	31
		263	215	194	19
		251	222	90	15
		3	2	0	1
		2	0	0	0
		185	35	25	4
		0	0	0	0
		10	7	4	0
		8	4	1	1
		0	0	0	0
		1	0	0	0
		4	1	1	0
		46	13	3	1
		0	0	0	0
		4	1	2	0
		34	29	19	5
		44	37	20	2
		3,666	1,513	999	284

Arrest Overview

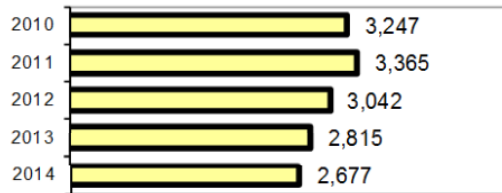
- Arrest total 2,677
- % change from 2013 -4.9
- Adult arrest total 2,102
- Juvenile arrest total 575

• Arrest Rate per 100,000 population 4567.8

Total Offenses - 5 year trend



Total Arrests - 5 year trend



Group "B" Arrests	Arrests	
	Adult	Juvenile
Bad Checks	6	0
Curfew/Vagrancy	0	12
Disorderly Conduct	100	22
DUI	160	1
Drunkness	7	0
Family Offense-nonviolent	35	0
Liquor Law Violation	33	9
Peeping Tom	1	0
Runaways	0	130
Trespass	30	4
All Other Offenses	731	113
Total Group "B"	1,103	291

Agency 2014 Crime Report

Bonneville County Sheriff

Population: 65,012
County: Bonneville

Offense Overview

- Offense total 2,037
- % change from 2013 0.1
- # of cleared offenses 979
- Percent cleared 48.1

- Group "A" Crime Rate per 100,000 population 3133.3

- Summary based reporting crime rate per 100,000 population is calculated for other state crime comparisons only. 1270.5

Arrest Overview

- Arrest total 2,359
- % change from 2013 10.5
- Adult arrest total 1,915
- Juvenile arrest total 444

- Arrest Rate per 100,000 population 3628.6

Group "A" Offenses	Offenses		Arrests	
	# Reported	# Cleared	Adult	Juvenile
Murder	0	0	0	0
Negligent Manslaughter	0	0	0	0
Rape	10	4	1	0
Robbery	1	0	0	0
Aggravated Assault	62	49	23	5
Burglary	144	28	15	5
Larceny	557	195	136	83
Motor Vehicle Theft	46	14	0	9
Arson	6	4	0	2
Simple Assault	325	256	92	31
Intimidation	53	21	8	0
Bribery	0	0	0	0
Counterfeiting/Forgery	10	4	2	0
Vandalism	302	75	22	11
Drug/Narcotics	169	137	116	29
Drug Equipment	119	105	25	9
Embezzlement	2	0	0	0
Extortion/Blackmail	0	0	1	0
Fraud	118	13	7	0
Gambling	0	0	0	0
Kidnapping	10	7	0	0
Pornography	10	3	0	0
Prostitution	0	0	0	0
Sodomy	0	0	0	0
Sexual Assault w/Object	1	1	0	0
Fondling	37	21	7	0
Incest	0	0	0	0
Statutory Rape	2	2	0	0
Stolen Property	23	19	12	5
Weapon Law Violation	30	21	10	5
Total Group "A"	2,037	979	477	194

Total Offenses - 5 year trend



Total Arrests - 5 year trend



Group "B" Arrests	Arrests	
	Adult	Juvenile
Bad Checks	5	0
Curfew/Vagrancy	0	16
Disorderly Conduct	51	25
DUI	129	1
Drunkenness	3	0
Family Offense-nonviolent	13	0
Liquor Law Violation	34	6
Peeping Tom	0	0
Runaways	0	69
Trespass	17	9
All Other Offenses	1,186	124
Total Group "B"	1,438	250

Agency 2014 Crime Report


Bonneville County Total

Population: 123,618
County: Bonneville

Group "A" Offenses	Offenses		Arrests	
	# Reported	# Cleared	Adult	Juvenile
Murder	0	0	0	0
Negligent Manslaughter	0	0	0	0
Rape	41	11	4	0
Robbery	8	3	1	0
Aggravated Assault	145	114	74	9
Burglary	385	84	69	33
Larceny	1,743	524	402	189
Motor Vehicle Theft	149	47	4	26
Ars on	12	6	2	2
Simple Assault	803	554	273	75
Intimidation	124	48	21	6
Bribery	0	0	0	0
Counterfeiting/Forgery	45	16	14	0
Vandalism	872	190	75	42
Drug/Narcotics	432	352	310	48
Drug Equipment	370	327	115	24
Embezzlement	5	2	0	1
Extortion/Blackmail	2	0	1	0
Fraud	303	48	32	4
Gambling	0	0	0	0
Kidnapping	20	14	4	0
Pornography	18	7	1	1
Prostitution	0	0	0	0
Sodomy	1	0	0	0
Sexual Assault w/Object	5	2	1	0
Fondling	83	34	10	1
Incest	0	0	0	0
Statutory Rape	6	3	2	0
Stolen Property	57	48	31	10
Weapon Law Violation	74	58	30	7
Total Group "A"	5,703	2,492	1,476	478

Offense Overview	
• Offense total	5,703
• % change from 2013	-2.8
• # of cleared offenses	2,492
• Percent cleared	43.7
• Group "A" Crime Rate per 100,000 population	4613.4
• Summary based reporting crime rate per 100,000 population is calculated for other state crime comparisons only.	2008.6
Arrest Overview	
• Arrest total	5,036
• % change from 2013	1.8
• Adult arrest total	4,017
• Juvenile arrest total	1,019
• Arrest Rate per 100,000 population	4073.8

Total Offenses - 5 year trend



Total Arrests - 5 year trend



Group "B" Arrests	Arrests	
	Adult	Juvenile
Bad Checks	11	0
Curfew/Vagrancy	0	28
Disorderly Conduct	151	47
DUI	289	2
Drunkness	10	0
Family Offense-nonviolent	48	0
Liquor Law Violation	67	15
Peeping Tom	1	0
Runaways	0	199
Trespass	47	13
All Other Offenses	1,917	237
Total Group "B"	2,541	541