

Agency 2014 Crime Report

Bonnerr's Ferry Police Department

Population: 2,454
County: Boundary

Offense Overview

- Offense total 198
- % change from 2013 5.9
- # of cleared offenses 163
- Percent cleared 82.3

• Group "A" Crime Rate per 100,000 population 8068.5

• Summary based reporting crime rate per 100,000 population is calculated for other state crime comparisons only. 2689.5

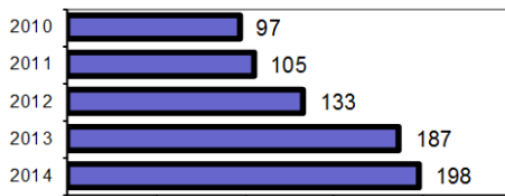
Arrest Overview

- Arrest total 196
- % change from 2013 -13.7
- Adult arrest total 165
- Juvenile arrest total 31

• Arrest Rate per 100,000 population 7987.0

Group "A" Offenses	Offenses		Arrests	
	# Reported	# Cleared	Adult	Juvenile
Murder	0	0	0	0
Negligent Manslaughter	0	0	0	0
Rape	0	0	0	0
Robbery	0	0	0	0
Aggravated Assault	1	1	1	0
Burglary	8	1	1	0
Larceny	56	42	33	8
Motor Vehicle Theft	1	1	0	0
Ars on	0	0	0	0
Simple Assault	25	23	18	1
Intimidation	2	2	2	0
Bribery	0	0	0	0
Counterfeiting/Forgery	2	2	1	0
Vandalism	18	6	4	2
Drug/Narcotics	40	40	41	4
Drug Equipment	42	42	5	4
Embezzlement	0	0	0	0
Extortion/Blackmail	0	0	0	0
Fraud	1	1	1	0
Gambling	0	0	0	0
Kidnapping	0	0	0	0
Pornography	0	0	0	0
Prostitution	0	0	0	0
Sodomy	1	1	0	1
Sexual Assault w/Object	0	0	0	0
Fondling	0	0	0	0
Incest	0	0	0	0
Statutory Rape	0	0	0	0
Stolen Property	1	1	0	0
Weapon Law Violation	0	0	0	0
Total Group "A"	198	163	107	20

Total Offenses - 5 year trend



Total Arrests - 5 year trend



Group "B" Arrests	Arrests	
	Adult	Juvenile
Bad Checks	0	0
Curfew/Vagrancy	0	0
Disorderly Conduct	0	0
DUI	12	0
Drunkness	0	0
Family Offense-nonviolent	0	0
Liquor Law Violation	0	0
Peeping Tom	0	0
Runaways	0	0
Trespass	0	0
All Other Offenses	46	11
Total Group "B"	58	11

Agency 2014 Crime Report

Boundary County Sheriff

Population: 8,437
County: Boundary

Offense Overview

- Offense total 142
- % change from 2013 -21.5
- # of cleared offenses 59
- Percent cleared 41.5

- Group "A" Crime Rate per 100,000 population 1683.1

- Summary based reporting crime rate per 100,000 population is calculated for other state crime comparisons only. 734.9

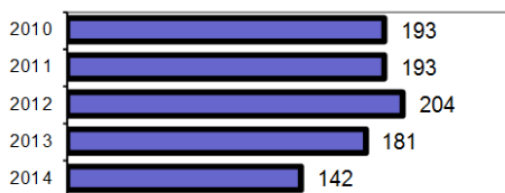
Arrest Overview

- Arrest total 56
- % change from 2013 24.4
- Adult arrest total 47
- Juvenile arrest total 9

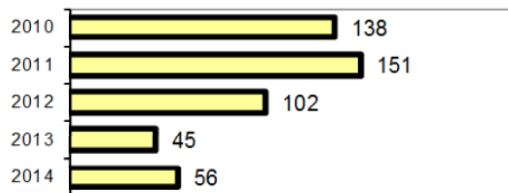
- Arrest Rate per 100,000 population 663.7

Group "A" Offenses	Offenses		Arrests	
	# Reported	# Cleared	Adult	Juvenile
Murder	0	0	0	0
Negligent Manslaughter	0	0	0	0
Rape	2	1	0	0
Robbery	0	0	0	0
Aggravated Assault	4	3	2	0
Burglary	30	1	1	1
Larceny	21	3	1	0
Motor Vehicle Theft	5	3	1	1
Arson	0	0	0	0
Simple Assault	15	11	5	2
Intimidation	0	0	0	0
Bribery	0	0	0	0
Counterfeiting/Forgery	3	1	0	0
Vandalism	23	4	1	0
Drug/Narcotics	19	16	20	4
Drug Equipment	14	13	1	0
Embezzlement	0	0	0	0
Extortion/Blackmail	0	0	0	0
Fraud	1	0	0	0
Gambling	0	0	0	0
Kidnapping	1	1	1	0
Pornography	0	0	0	0
Prostitution	0	0	0	0
Sodomy	0	0	0	0
Sexual Assault w/Object	0	0	0	0
Fondling	3	2	2	0
Incest	0	0	0	0
Statutory Rape	0	0	0	0
Stolen Property	1	0	0	0
Weapon Law Violation	0	0	0	0
Total Group "A"	142	59	35	8

Total Offenses - 5 year trend



Total Arrests - 5 year trend



Group "B" Arrests	Arrests	
	Adult	Juvenile
Bad Checks	0	0
Curfew/Vagrancy	0	0
Disorderly Conduct	0	0
DUI	11	0
Drunkness	0	0
Family Offense-nonviolent	0	0
Liquor Law Violation	1	0
Peeping Tom	0	0
Runaways	0	1
Trespass	0	0
All Other Offenses	0	0
Total Group "B"	12	1

Agency 2014 Crime Report

Boundary County Total

Population: 10,891
County: Boundary

Offense Overview

- Offense total 340
- % change from 2013 -7.6
- # of cleared offenses 222
- Percent cleared 65.3

• Group "A" Crime Rate per 100,000 population 3121.8

• Summary based reporting crime rate per 100,000 population is calculated for other state crime comparisons only. 1175.3


Arrest Overview

- Arrest total 252
- % change from 2013 -7.4
- Adult arrest total 212
- Juvenile arrest total 40

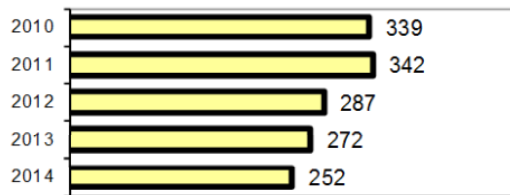
• Arrest Rate per 100,000 population 2313.8

Group "A" Offenses	Offenses		Arrests	
	# Reported	# Cleared	Adult	Juvenile
Murder	0	0	0	0
Negligent Manslaughter	0	0	0	0
Rape	2	1	0	0
Robbery	0	0	0	0
Aggravated Assault	5	4	3	0
Burglary	38	2	2	1
Larceny	77	45	34	8
Motor Vehicle Theft	6	4	1	1
Ars on	0	0	0	0
Simple Assault	40	34	23	3
Intimidation	2	2	2	0
Bribery	0	0	0	0
Counterfeiting/Forgery	5	3	1	0
Vandalism	41	10	5	2
Drug/Narcotics	59	56	61	8
Drug Equipment	56	55	6	4
Embezzlement	0	0	0	0
Extortion/Blackmail	0	0	0	0
Fraud	2	1	1	0
Gambling	0	0	0	0
Kidnapping	1	1	1	0
Pornography	0	0	0	0
Prostitution	0	0	0	0
Sodomy	1	1	0	1
Sexual Assault w/Object	0	0	0	0
Fondling	3	2	2	0
Incest	0	0	0	0
Statutory Rape	0	0	0	0
Stolen Property	2	1	0	0
Weapon Law Violation	0	0	0	0
Total Group "A"	340	222	142	28

Total Offenses - 5 year trend



Total Arrests - 5 year trend



Group "B" Arrests	Arrests	
	Adult	Juvenile
Bad Checks	0	0
Curfew/Vagrancy	0	0
Disorderly Conduct	0	0
DUI	23	0
Drunkenness	0	0
Family Offense-nonviolent	0	0
Liquor Law Violation	1	0
Peeping Tom	0	0
Runaways	0	1
Trespass	0	0
All Other Offenses	46	11
Total Group "B"	70	12