

Agency 2014 Crime Report

Challis Police Department

Population: 1,081
County: Custer

Offense Overview

- Offense total 27
- % change from 2013 35.0
- # of cleared offenses 10
- Percent cleared 37.0

- Group "A" Crime Rate per 100,000 population 2497.7

- Summary based reporting crime rate per 100,000 population is calculated for other state crime comparisons only. 1202.6

Arrest Overview

- Arrest total 17
- % change from 2013 30.8
- Adult arrest total 14
- Juvenile arrest total 3

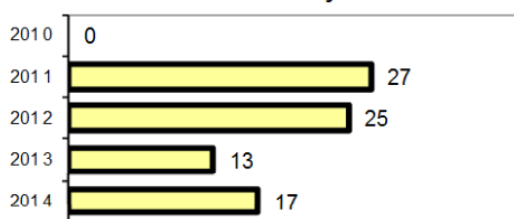
- Arrest Rate per 100,000 population 1572.6

Group "A" Offenses	Offenses		Arrests	
	# Reported	# Cleared	Adult	Juvenile
Murder	0	0	0	0
Negligent Manslaughter	0	0	0	0
Rape	0	0	0	0
Robbery	0	0	0	0
Aggravated Assault	1	1	1	0
Burglary	4	0	0	0
Larceny	8	0	0	0
Motor Vehicle Theft	0	0	0	0
Arson	0	0	0	0
Simple Assault	5	4	2	1
Intimidation	0	0	0	0
Bribery	0	0	0	0
Counterfeiting/Forgery	0	0	0	0
Vandalism	7	3	2	1
Drug/Narcotics	1	1	2	0
Drug Equipment	1	1	0	0
Embezzlement	0	0	0	0
Extortion/Blackmail	0	0	0	0
Fraud	0	0	0	0
Gambling	0	0	0	0
Kidnapping	0	0	0	0
Pornography	0	0	0	0
Prostitution	0	0	0	0
Sodomy	0	0	0	0
Sexual Assault w/Object	0	0	0	0
Fondling	0	0	0	0
Incest	0	0	0	0
Statutory Rape	0	0	0	0
Stolen Property	0	0	0	0
Weapon Law Violation	0	0	0	0
Total Group "A"	27	10	7	2

Total Offenses - 5 year trend



Total Arrests - 5 year trend



Group "B" Arrests	Arrests	
	Adult	Juvenile
Bad Checks	0	0
Curfew/Vagrancy	0	0
Disorderly Conduct	3	1
DUI	0	0
Drunkenness	0	0
Family Offense-nonviolent	0	0
Liquor Law Violation	0	0
Peeping Tom	0	0
Runaways	0	0
Trespass	3	0
All Other Offenses	1	0
Total Group "B"	7	1

Agency 2014 Crime Report

Custer County Sheriff

Population: 3,171
County: Custer

Offense Overview

- Offense total 29
- % change from 2013 **-19.4**
- # of cleared offenses 9
- Percent cleared 31.0

- Group "A" Crime Rate per 100,000 population 914.5

- Summary based reporting crime rate per 100,000 population is calculated for other state crime comparisons only. 504.6

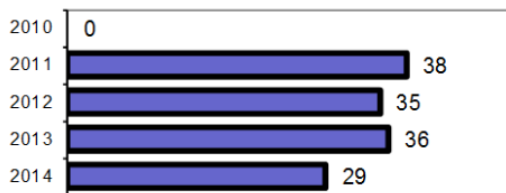
Arrest Overview

- Arrest total 35
- % change from 2013 9.4
- Adult arrest total 32
- Juvenile arrest total 3

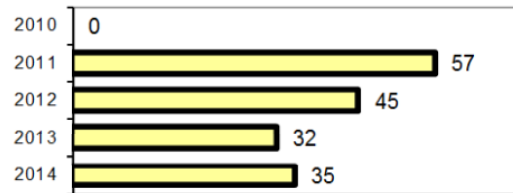
- Arrest Rate per 100,000 population 1103.8

Group "A" Offenses	Offenses		Arrests	
	# Reported	# Cleared	Adult	Juvenile
Murder	0	0	0	0
Negligent Manslaughter	0	0	0	0
Rape	0	0	0	0
Robbery	0	0	0	0
Aggravated Assault	1	1	1	0
Burglary	3	0	0	0
Larceny	11	1	1	0
Motor Vehicle Theft	1	0	0	0
Arson	0	0	0	0
Simple Assault	6	2	2	0
Intimidation	0	0	0	0
Bribery	0	0	0	0
Counterfeiting/Forgery	0	0	0	0
Vandalism	2	0	0	0
Drug/Narcotics	2	2	2	0
Drug Equipment	3	3	3	0
Embezzlement	0	0	0	0
Extortion/Blackmail	0	0	0	0
Fraud	0	0	0	0
Gambling	0	0	0	0
Kidnapping	0	0	0	0
Pornography	0	0	0	0
Prostitution	0	0	0	0
Sodomy	0	0	0	0
Sexual Assault w/Object	0	0	0	0
Fondling	0	0	0	0
Incest	0	0	0	0
Statutory Rape	0	0	0	0
Stolen Property	0	0	0	0
Weapon Law Violation	0	0	0	0
Total Group "A"	29	9	9	0

Total Offenses - 5 year trend



Total Arrests - 5 year trend



Group "B" Arrests	Arrests	
	Adult	Juvenile
Bad Checks	1	0
Curfew/Vagrancy	0	0
Disorderly Conduct	2	0
DUI	5	0
Drunkenness	0	0
Family Offense-nonviolent	0	0
Liquor Law Violation	5	2
Peeping Tom	0	0
Runaways	0	0
Trespass	3	0
All Other Offenses	7	1
Total Group "B"	23	3

Agency 2014 Crime Report

Custer County Total

Population: 4,252
County: Custer

Offense Overview

- Offense total 56
- % change from 2013 -7.9
- # of cleared offenses 19
- Percent cleared 33.9

• Group "A" Crime Rate per 100,000 population 1317.0

• Summary based reporting crime rate per 100,000 population is calculated for other state crime comparisons only. 682.0


Arrest Overview

- Arrest total 52
- % change from 2013 13.0
- Adult arrest total 46
- Juvenile arrest total 6

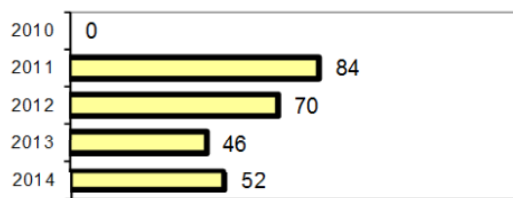
• Arrest Rate per 100,000 population 1223.0

Group "A" Offenses	Offenses		Arrests	
	# Reported	# Cleared	Adult	Juvenile
Murder	0	0	0	0
Negligent Manslaughter	0	0	0	0
Rape	0	0	0	0
Robbery	0	0	0	0
Aggravated Assault	2	2	2	0
Burglary	7	0	0	0
Larceny	19	1	1	0
Motor Vehicle Theft	1	0	0	0
Arson	0	0	0	0
Simple Assault	11	6	4	1
Intimidation	0	0	0	0
Bribery	0	0	0	0
Counterfeiting/Forgery	0	0	0	0
Vandalism	9	3	2	1
Drug/Narcotics	3	3	4	0
Drug Equipment	4	4	3	0
Embezzlement	0	0	0	0
Extortion/Blackmail	0	0	0	0
Fraud	0	0	0	0
Gambling	0	0	0	0
Kidnapping	0	0	0	0
Pornography	0	0	0	0
Prostitution	0	0	0	0
Sodomy	0	0	0	0
Sexual Assault w/Object	0	0	0	0
Fondling	0	0	0	0
Incest	0	0	0	0
Statutory Rape	0	0	0	0
Stolen Property	0	0	0	0
Weapon Law Violation	0	0	0	0
Total Group "A"	56	19	16	2

Total Offenses - 5 year trend



Total Arrests - 5 year trend



Group "B" Arrests	Arrests	
	Adult	Juvenile
Bad Checks	1	0
Curfew/Vagrancy	0	0
Disorderly Conduct	5	1
DUI	5	0
Drunkness	0	0
Family Offense-nonviolent	0	0
Liquor Law Violation	5	2
Peeping Tom	0	0
Runaways	0	0
Trespass	6	0
All Other Offenses	8	1
Total Group "B"	30	4