

Agency 2014 Crime Report

Preston Police Department

Population: 5,161
County: Franklin

	Offenses		Arrests	
	# Reported	# Cleared	Adult	Juvenile
Group "A" Offenses				
Murder	1	1	1	0
Negligent Manslaughter	0	0	0	0
Rape	0	0	0	0
Robbery	0	0	0	0
Aggravated Assault	2	2	2	0
Burglary	18	4	3	3
Larceny	45	22	17	13
Motor Vehicle Theft	1	0	0	0
Ars on	0	0	0	0
Simple Assault	24	24	22	0
Intimidation	1	0	0	0
Bribery	0	0	0	0
Counterfeiting/Forgery	0	0	0	0
Vandalism	14	5	3	3
Drug/Narcotics	10	10	8	6
Drug Equipment	9	9	2	1
Embezzlement	1	1	1	0
Extortion/Blackmail	0	0	0	0
Fraud	3	1	1	0
Gambling	0	0	0	0
Kidnapping	0	0	0	0
Pornography	0	0	0	0
Prostitution	0	0	0	0
Sodomy	0	0	0	0
Sexual Assault w/Object	0	0	0	0
Fondling	1	1	1	0
Incest	0	0	0	0
Statutory Rape	1	1	1	0
Stolen Property	0	0	0	0
Weapon Law Violation	1	1	1	0
Total Group "A"	132	82	63	26

Offense Overview

- Offense total 132
- % change from 2013 16.8
- # of cleared offenses 82
- Percent cleared 62.1

• Group "A" Crime Rate per 100,000 population 2557.6

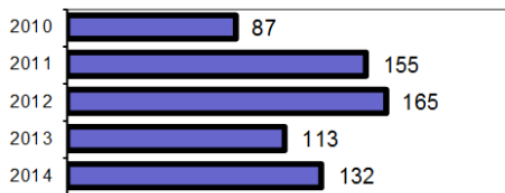
• Summary based reporting crime rate per 100,000 population is calculated for other state crime comparisons only. 1298.2

Arrest Overview


- Arrest total 135
- % change from 2013 3.8
- Adult arrest total 104
- Juvenile arrest total 31

• Arrest Rate per 100,000 population 2615.8

Total Offenses - 5 year trend



Total Arrests - 5 year trend



Group "B" Arrests	Arrests	
	Adult	Juvenile
Bad Checks	1	0
Curfew/Vagrancy	0	2
Disorderly Conduct	14	0
DUI	12	0
Drunkenness	0	0
Family Offense-nonviolent	0	0
Liquor Law Violation	1	1
Peeping Tom	0	0
Runaways	0	2
Trespass	0	0
All Other Offenses	13	0
Total Group "B"	41	5

Agency 2014 Crime Report

Franklin County Sheriff

Population: 7,804
County: Franklin

Offense Overview

- Offense total 114
- % change from 2013 132.7
- # of cleared offenses 46
- Percent cleared 40.4

- Group "A" Crime Rate per 100,000 population 1460.8

- Summary based reporting crime rate per 100,000 population is calculated for other state crime comparisons only. 794.5

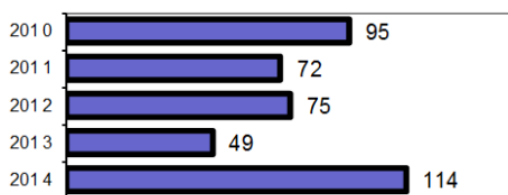
Arrest Overview

- Arrest total 106
- % change from 2013 86.0
- Adult arrest total 91
- Juvenile arrest total 15

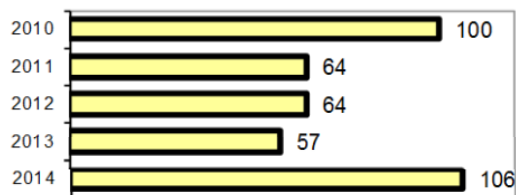
- Arrest Rate per 100,000 population 1358.3

Group "A" Offenses	Offenses		Arrests	
	# Reported	# Cleared	Adult	Juvenile
Murder	0	0	0	0
Negligent Manslaughter	0	0	0	0
Rape	0	0	0	0
Robbery	0	0	0	0
Aggravated Assault	1	1	1	0
Burglary	9	1	1	0
Larceny	50	10	4	1
Motor Vehicle Theft	2	1	0	2
Arson	0	0	0	0
Simple Assault	11	10	5	1
Intimidation	0	0	0	0
Bribery	0	0	0	0
Counterfeiting/Forgery	0	0	0	0
Vandalism	13	2	2	0
Drug/Narcotics	12	11	21	0
Drug Equipment	9	9	0	0
Embezzlement	0	0	0	0
Extortion/Blackmail	0	0	0	0
Fraud	3	0	0	0
Gambling	0	0	0	0
Kidnapping	0	0	0	0
Pornography	0	0	0	0
Prostitution	0	0	0	0
Sodomy	0	0	0	0
Sexual Assault w/Object	0	0	0	0
Fondling	4	1	0	0
Incest	0	0	0	0
Statutory Rape	0	0	0	0
Stolen Property	0	0	0	0
Weapon Law Violation	0	0	0	0
Total Group "A"	114	46	34	4

Total Offenses - 5 year trend



Total Arrests - 5 year trend



Group "B" Arrests	Arrests	
	Adult	Juvenile
Bad Checks	0	0
Curfew/Vagrancy	0	0
Disorderly Conduct	0	0
DUI	32	0
Drunkness	0	0
Family Offense-nonviolent	1	0
Liquor Law Violation	19	1
Peeping Tom	0	0
Runaways	0	0
Trespass	0	0
All Other Offenses	5	10
Total Group "B"	57	11

Agency 2014 Crime Report

Franklin County Total

Population: 12,965
County: Franklin

Offense Overview

- Offense total 246
- % change from 2013 51.9
- # of cleared offenses 128
- Percent cleared 52.0

- Group "A" Crime Rate per 100,000 population 1897.4

- Summary based reporting crime rate per 100,000 population is calculated for other state crime comparisons only. 995.0

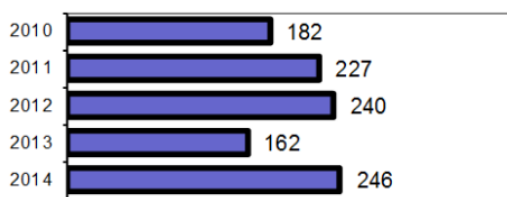
Arrest Overview

- Arrest total 241
- % change from 2013 28.9
- Adult arrest total 195
- Juvenile arrest total 46

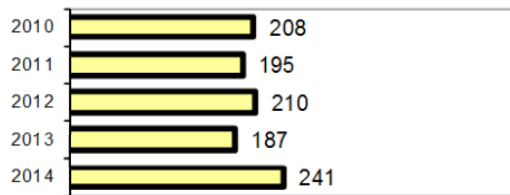
- Arrest Rate per 100,000 population 1858.9

Group "A" Offenses	Offenses		Arrests	
	# Reported	# Cleared	Adult	Juvenile
Murder	1	1	1	0
Negligent Manslaughter	0	0	0	0
Rape	0	0	0	0
Robbery	0	0	0	0
Aggravated Assault	3	3	3	0
Burglary	27	5	4	3
Larceny	95	32	21	14
Motor Vehicle Theft	3	1	0	2
Ars on	0	0	0	0
Simple Assault	35	34	27	1
Intimidation	1	0	0	0
Bribery	0	0	0	0
Counterfeiting/Forgery	0	0	0	0
Vandalism	27	7	5	3
Drug/Narcotics	22	21	29	6
Drug Equipment	18	18	2	1
Embezzlement	1	1	1	0
Extortion/Blackmail	0	0	0	0
Fraud	6	1	1	0
Gambling	0	0	0	0
Kidnapping	0	0	0	0
Pornography	0	0	0	0
Prostitution	0	0	0	0
Sodomy	0	0	0	0
Sexual Assault w/Object	0	0	0	0
Fondling	5	2	1	0
Incest	0	0	0	0
Statutory Rape	1	1	1	0
Stolen Property	0	0	0	0
Weapon Law Violation	1	1	1	0
Total Group "A"	246	128	97	30

Total Offenses - 5 year trend



Total Arrests - 5 year trend



Group "B" Arrests	Arrests	
	Adult	Juvenile
Bad Checks	1	0
Curfew/Vagrancy	0	2
Disorderly Conduct	14	0
DUI	44	0
Drunkenness	0	0
Family Offense-nonviolent	1	0
Liquor Law Violation	20	2
Peeping Tom	0	0
Runaways	0	2
Trespass	0	0
All Other Offenses	18	10
Total Group "B"	98	16