

Agency 2014 Crime Report

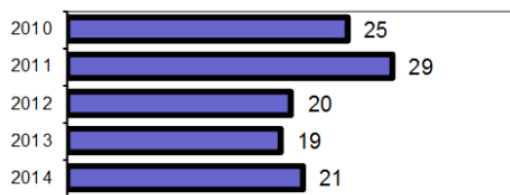
Cottonwood Police Department

Population: 912
County: Idaho


	Offenses		Arrests	
	# Reported	# Cleared	Adult	Juvenile
Group "A" Offenses				
Murder	0	0	0	0
Negligent Manslaughter	0	0	0	0
Rape	0	0	0	0
Robbery	1	1	2	0
Aggravated Assault	3	3	1	0
Burglary	2	0	0	0
Larceny	4	0	0	0
Motor Vehicle Theft	0	0	0	0
Ars on	0	0	0	0
Simple Assault	4	2	2	0
Intimidation	0	0	0	0
Bribery	0	0	0	0
Counterfeiting/Forgery	0	0	0	0
Vandalism	3	1	1	0
Drug/Narcotics	1	0	1	0
Drug Equipment	0	0	0	0
Embezzlement	0	0	0	0
Extortion/Blackmail	0	0	0	0
Fraud	1	0	0	0
Gambling	0	0	0	0
Kidnapping	0	0	0	0
Pornography	0	0	0	0
Prostitution	0	0	0	0
Sodomy	0	0	0	0
Sexual Assault w/Object	0	0	0	0
Fondling	1	0	0	0
Incest	0	0	0	0
Statutory Rape	1	1	0	0
Stolen Property	0	0	0	0
Weapon Law Violation	0	0	0	0
Total Group "A"	21	8	7	0

Offense Overview	
• Offense total	21
• % change from 2013	10.5
• # of cleared offenses	8
• Percent cleared	38.1
• Group "A" Crime Rate per 100,000 population	2302.6
• Summary based reporting crime rate per 100,000 population is calculated for other state crime comparisons only.	1096.5
Arrest Overview	
• Arrest total	13
• % change from 2013	-7.1
• Adult arrest total	12
• Juvenile arrest total	1
• Arrest Rate per 100,000 population	1425.4

Total Offenses - 5 year trend



Total Arrests - 5 year trend



Group "B" Arrests	Arrests	
	Adult	Juvenile
Bad Checks	0	0
Curfew/Vagrancy	0	0
Disorderly Conduct	0	0
DUI	1	0
Drunkness	0	0
Family Offense-nonviolent	4	1
Liquor Law Violation	0	0
Peeping Tom	0	0
Runaways	0	0
Trespass	0	0
All Other Offenses	0	0
Total Group "B"	5	1

Agency 2014 Crime Report

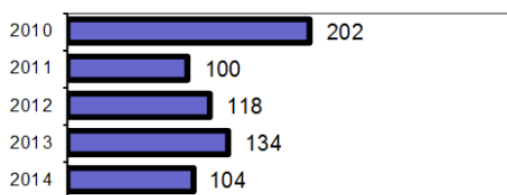
Grangeville Police Department

Population: 3,117
County: Idaho

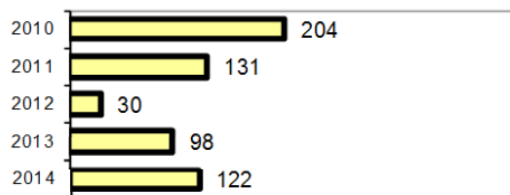
	Offenses		Arrests	
	# Reported	# Cleared	Adult	Juvenile
Group "A" Offenses				
Murder	0	0	0	0
Negligent Manslaughter	0	0	0	0
Rape	0	0	0	0
Robbery	0	0	0	0
Aggravated Assault	2	1	0	0
Burglary	10	1	1	0
Larceny	35	5	1	1
Motor Vehicle Theft	1	1	0	0
Arson	0	0	0	0
Simple Assault	35	25	19	0
Intimidation	0	0	0	0
Bribery	0	0	0	0
Counterfeiting/Forgery	1	0	0	0
Vandalism	8	1	1	0
Drug/Narcotics	5	3	1	0
Drug Equipment	2	2	1	0
Embezzlement	0	0	0	0
Extortion/Blackmail	0	0	0	0
Fraud	2	0	0	0
Gambling	0	0	0	0
Kidnapping	0	0	0	0
Pornography	0	0	0	0
Prostitution	0	0	0	0
Sodomy	0	0	0	0
Sexual Assault w/Object	0	0	0	0
Fondling	1	0	0	0
Incest	0	0	0	0
Statutory Rape	1	0	0	0
Stolen Property	1	0	1	0
Weapon Law Violation	0	0	0	0
Total Group "A"	104	39	25	1

<p>Offense Overview</p> <ul style="list-style-type: none"> • Offense total 104 • % change from 2013 -22.4 • # of cleared offenses 39 • Percent cleared 37.5 <ul style="list-style-type: none"> • Group "A" Crime Rate per 100,000 population 3336.5 <ul style="list-style-type: none"> • Summary based reporting crime rate per 100,000 population is calculated for other state crime comparisons only. 1539.9 		
<p>Arrest Overview</p> <ul style="list-style-type: none"> • Arrest total 122 • % change from 2013 24.5 • Adult arrest total 111 • Juvenile arrest total 11 <ul style="list-style-type: none"> • Arrest Rate per 100,000 population 3914.0 		

Total Offenses - 5 year trend



Total Arrests - 5 year trend



Group "B" Arrests	Arrests	
	Adult	Juvenile
Bad Checks	0	0
Curfew/Vagrancy	0	0
Disorderly Conduct	0	0
DUI	21	0
Drunkness	0	0
Family Offense-nonviolent	50	3
Liquor Law Violation	8	6
Peeping Tom	0	0
Runaways	0	0
Trespass	1	0
All Other Offenses	6	1
Total Group "B"	86	10

Agency 2014 Crime Report

Idaho County Sheriff

Population: 12,154
County: Idaho

Offense Overview

- Offense total 257
- % change from 2013 **-12.9**
- # of cleared offenses 131
- Percent cleared 51.0

- Group "A" Crime Rate per 100,000 population 2114.5

- Summary based reporting crime rate per 100,000 population is calculated for other state crime comparisons only. 905.1


Arrest Overview

- Arrest total 305
- % change from 2013 10.5
- Adult arrest total 285
- Juvenile arrest total 20

- Arrest Rate per 100,000 population 2509.5

Group "A" Offenses	Offenses		Arrests	
	# Reported	# Cleared	Adult	Juvenile
Murder	1	1	1	0
Negligent Manslaughter	0	0	0	0
Rape	2	1	0	0
Robbery	0	0	0	0
Aggravated Assault	8	8	9	0
Burglary	28	4	3	0
Larceny	63	15	8	2
Motor Vehicle Theft	7	1	0	0
Arson	1	0	0	0
Simple Assault	46	40	30	2
Intimidation	3	2	2	0
Bribery	0	0	0	0
Counterfeiting/Forgery	2	2	0	0
Vandalism	42	10	6	1
Drug/Narcotics	24	23	27	3
Drug Equipment	20	20	6	0
Embezzlement	1	0	0	0
Extortion/Blackmail	0	0	0	0
Fraud	6	1	0	0
Gambling	0	0	0	0
Kidnapping	0	0	0	0
Pornography	0	0	0	0
Prostitution	0	0	0	0
Sodomy	0	0	0	0
Sexual Assault w/Object	0	0	0	0
Fondling	0	0	0	0
Incest	0	0	0	0
Statutory Rape	0	0	0	0
Stolen Property	1	1	2	0
Weapon Law Violation	2	2	2	0
Total Group "A"	257	131	96	8

Total Offenses - 5 year trend



Total Arrests - 5 year trend



Group "B" Arrests	Arrests	
	Adult	Juvenile
Bad Checks	1	0
Curfew/Vagrancy	0	0
Disorderly Conduct	9	0
DUI	50	1
Drunkenness	0	0
Family Offense-nonviolent	0	0
Liquor Law Violation	7	8
Peeping Tom	0	0
Runaways	0	0
Trespass	3	0
All Other Offenses	119	3
Total Group "B"	189	12

Agency 2014 Crime Report

Idaho County Total

Population: 16,183
County: Idaho

Offense Overview

- Offense total 382
- % change from 2013 -14.7
- # of cleared offenses 178
- Percent cleared 46.6

• Group "A" Crime Rate per 100,000 population 2360.5

• Summary based reporting crime rate per 100,000 population is calculated for other state crime comparisons only. 1038.1

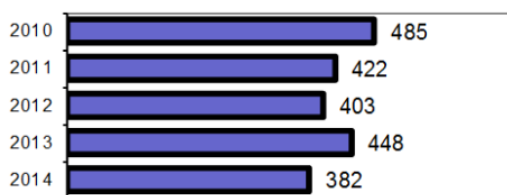
Arrest Overview

- Arrest total 440
- % change from 2013 13.4
- Adult arrest total 408
- Juvenile arrest total 32

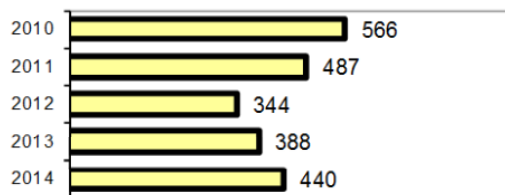
• Arrest Rate per 100,000 population 2718.9

Group "A" Offenses	Offenses		Arrests	
	# Reported	# Cleared	Adult	Juvenile
Murder	1	1	1	0
Negligent Manslaughter	0	0	0	0
Rape	2	1	0	0
Robbery	1	1	2	0
Aggravated Assault	13	12	10	0
Burglary	40	5	4	0
Larceny	102	20	9	3
Motor Vehicle Theft	8	2	0	0
Ars on	1	0	0	0
Simple Assault	85	67	51	2
Intimidation	3	2	2	0
Bribery	0	0	0	0
Counterfeiting/Forgery	3	2	0	0
Vandalism	53	12	8	1
Drug/Narcotics	30	26	29	3
Drug Equipment	22	22	7	0
Embezzlement	1	0	0	0
Extortion/Blackmail	0	0	0	0
Fraud	9	1	0	0
Gambling	0	0	0	0
Kidnapping	0	0	0	0
Pornography	0	0	0	0
Prostitution	0	0	0	0
Sodomy	0	0	0	0
Sexual Assault w/Object	0	0	0	0
Fondling	2	0	0	0
Incest	0	0	0	0
Statutory Rape	2	1	0	0
Stolen Property	2	1	3	0
Weapon Law Violation	2	2	2	0
Total Group "A"	382	178	128	9

Total Offenses - 5 year trend



Total Arrests - 5 year trend



Group "B" Arrests	Arrests	
	Adult	Juvenile
Bad Checks	1	0
Curfew/Vagrancy	0	0
Disorderly Conduct	9	0
DUI	72	1
Drunkenness	0	0
Family Offense-nonviolent	54	4
Liquor Law Violation	15	14
Peeping Tom	0	0
Runaways	0	0
Trespass	4	0
All Other Offenses	125	4
Total Group "B"	280	23