

Agency 2014 Crime Report

Rigby Police Department

Population: 4,061
County: Jefferson

Offense Overview

- Offense total 204
- % change from 2013 20.7
- # of cleared offenses 79
- Percent cleared 38.7

- Group "A" Crime Rate per 100,000 population 5023.4

- Summary based reporting crime rate per 100,000 population is calculated for other state crime comparisons only. 1945.3

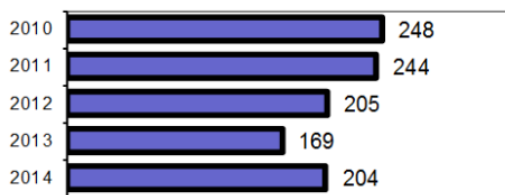
Arrest Overview

- Arrest total 117
- % change from 2013 28.6
- Adult arrest total 78
- Juvenile arrest total 39

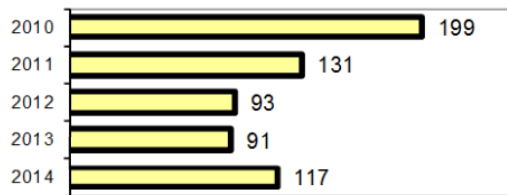
- Arrest Rate per 100,000 population 2881.1

| Group "A" Offenses | Offenses | | Arrests | |
|-------------------------|------------|-----------|-----------|-----------|
| | # Reported | # Cleared | Adult | Juvenile |
| Murder | 0 | 0 | 0 | 0 |
| Negligent Manslaughter | 0 | 0 | 0 | 0 |
| Rape | 0 | 0 | 0 | 0 |
| Robbery | 0 | 0 | 0 | 0 |
| Aggravated Assault | 1 | 0 | 0 | 0 |
| Burglary | 8 | 1 | 0 | 0 |
| Larceny | 68 | 25 | 7 | 17 |
| Motor Vehicle Theft | 2 | 2 | 1 | 0 |
| Ars on | 0 | 0 | 0 | 0 |
| Simple Assault | 32 | 20 | 4 | 1 |
| Intimidation | 12 | 4 | 0 | 0 |
| Bribery | 0 | 0 | 0 | 0 |
| Counterfeiting/Forgery | 2 | 1 | 0 | 0 |
| Vandalism | 34 | 6 | 2 | 2 |
| Drug/Narcotics | 10 | 8 | 6 | 0 |
| Drug Equipment | 15 | 10 | 2 | 1 |
| Embezzlement | 0 | 0 | 0 | 0 |
| Extortion/Blackmail | 0 | 0 | 0 | 0 |
| Fraud | 15 | 2 | 1 | 0 |
| Gambling | 0 | 0 | 0 | 0 |
| Kidnapping | 0 | 0 | 0 | 0 |
| Pornography | 0 | 0 | 0 | 0 |
| Prostitution | 0 | 0 | 0 | 0 |
| Sodomy | 0 | 0 | 0 | 0 |
| Sexual Assault w/Object | 0 | 0 | 0 | 0 |
| Fondling | 0 | 0 | 0 | 0 |
| Incest | 0 | 0 | 0 | 0 |
| Statutory Rape | 0 | 0 | 0 | 0 |
| Stolen Property | 0 | 0 | 0 | 0 |
| Weapon Law Violation | 5 | 0 | 0 | 0 |
| Total Group "A" | 204 | 79 | 23 | 21 |

Total Offenses - 5 year trend



Total Arrests - 5 year trend



| Group "B" Arrests | Arrests | |
|---------------------------|-----------|-----------|
| | Adult | Juvenile |
| Bad Checks | 0 | 0 |
| Curfew/Vagrancy | 0 | 0 |
| Disorderly Conduct | 4 | 4 |
| DUI | 11 | 0 |
| Drunkness | 0 | 0 |
| Family Offense-nonviolent | 0 | 0 |
| Liquor Law Violation | 3 | 4 |
| Peeping Tom | 0 | 0 |
| Runaways | 0 | 1 |
| Trespass | 0 | 0 |
| All Other Offenses | 37 | 9 |
| Total Group "B" | 55 | 18 |

Agency 2014 Crime Report

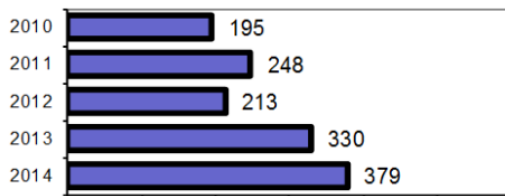
Jefferson County Sheriff

Population: 23,222
County: Jefferson

| | Offenses | | Arrests | |
|---------------------------|------------|------------|------------|-----------|
| | # Reported | # Cleared | Adult | Juvenile |
| Group "A" Offenses | | | | |
| Murder | 0 | 0 | 0 | 0 |
| Negligent Manslaughter | 0 | 0 | 0 | 0 |
| Rape | 0 | 0 | 0 | 0 |
| Robbery | 1 | 1 | 1 | 0 |
| Aggravated Assault | 5 | 5 | 4 | 0 |
| Burglary | 28 | 6 | 6 | 1 |
| Larceny | 88 | 17 | 14 | 3 |
| Motor Vehicle Theft | 10 | 2 | 2 | 0 |
| Ars on | 0 | 0 | 0 | 0 |
| Simple Assault | 76 | 54 | 26 | 8 |
| Intimidation | 23 | 10 | 2 | 0 |
| Bribery | 0 | 0 | 0 | 0 |
| Counterfeiting/Forgery | 0 | 0 | 0 | 0 |
| Vandalism | 39 | 8 | 7 | 1 |
| Drug/Narcotics | 36 | 34 | 32 | 3 |
| Drug Equipment | 45 | 42 | 20 | 8 |
| Embezzlement | 1 | 1 | 0 | 0 |
| Extortion/Blackmail | 1 | 0 | 0 | 0 |
| Fraud | 12 | 4 | 0 | 1 |
| Gambling | 0 | 0 | 0 | 0 |
| Kidnapping | 2 | 0 | 0 | 0 |
| Pornography | 0 | 0 | 0 | 0 |
| Prostitution | 0 | 0 | 0 | 0 |
| Sodomy | 0 | 0 | 0 | 0 |
| Sexual Assault w/Object | 0 | 0 | 0 | 0 |
| Fondling | 2 | 2 | 0 | 2 |
| Incest | 0 | 0 | 0 | 0 |
| Statutory Rape | 0 | 0 | 0 | 0 |
| Stolen Property | 1 | 0 | 0 | 0 |
| Weapon Law Violation | 9 | 5 | 5 | 0 |
| Total Group "A" | 379 | 191 | 119 | 27 |

| | |
|---|--------|
| Offense Overview | |
| • Offense total | 379 |
| • % change from 2013 | 14.8 |
| • # of cleared offenses | 191 |
| • Percent cleared | 50.4 |
| | |
| • Group "A" Crime Rate per 100,000 population | 1632.1 |
| | |
| • Summary based reporting crime rate per 100,000 population is calculated for other state crime comparisons only. | 568.4 |
| | |
| Arrest Overview | |
| • Arrest total | 279 |
| • % change from 2013 | 12.0 |
| • Adult arrest total | 227 |
| • Juvenile arrest total | 52 |
| | |
| • Arrest Rate per 100,000 population | 1201.4 |

Total Offenses - 5 year trend



Total Arrests - 5 year trend



| Group "B" Arrests | Arrests | |
|---------------------------|------------|-----------|
| | Adult | Juvenile |
| Bad Checks | 1 | 0 |
| Curfew/Vagrancy | 0 | 0 |
| Disorderly Conduct | 10 | 8 |
| DUI | 29 | 0 |
| Drunkness | 2 | 0 |
| Family Offense-nonviolent | 0 | 0 |
| Liquor Law Violation | 7 | 1 |
| Peeping Tom | 0 | 0 |
| Runaways | 0 | 0 |
| Trespass | 2 | 0 |
| All Other Offenses | 57 | 16 |
| Total Group "B" | 108 | 25 |

Agency 2014 Crime Report

Jefferson County Total

Population: 27,283
County: Jefferson

- Offense Overview**
- Offense total 583
 - % change from 2013 16.8
 - # of cleared offenses 270
 - Percent cleared 46.3

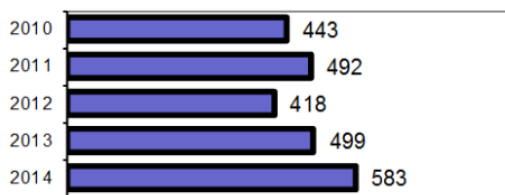
• Group "A" Crime Rate per 100,000 population 2136.9

• Summary based reporting crime rate per 100,000 population is calculated for other state crime comparisons only. 773.4

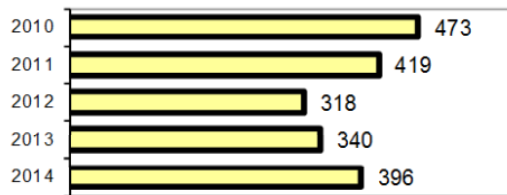
- Arrest Overview**
- Arrest total 396
 - % change from 2013 16.5
 - Adult arrest total 305
 - Juvenile arrest total 91
- Arrest Rate per 100,000 population 1451.5

| Group "A" Offenses | Offenses | | Arrests | |
|-------------------------|------------|------------|------------|-----------|
| | # Reported | # Cleared | Adult | Juvenile |
| Murder | 0 | 0 | 0 | 0 |
| Negligent Manslaughter | 0 | 0 | 0 | 0 |
| Rape | 0 | 0 | 0 | 0 |
| Robbery | 1 | 1 | 1 | 0 |
| Aggravated Assault | 6 | 5 | 4 | 0 |
| Burglary | 36 | 7 | 6 | 1 |
| Larceny | 156 | 42 | 21 | 20 |
| Motor Vehicle Theft | 12 | 4 | 3 | 0 |
| Ars on | 0 | 0 | 0 | 0 |
| Simple Assault | 108 | 74 | 30 | 9 |
| Intimidation | 35 | 14 | 2 | 0 |
| Bribery | 0 | 0 | 0 | 0 |
| Counterfeiting/Forgery | 2 | 1 | 0 | 0 |
| Vandalism | 73 | 14 | 9 | 3 |
| Drug/Narcotics | 46 | 42 | 38 | 3 |
| Drug Equipment | 60 | 52 | 22 | 9 |
| Embezzlement | 1 | 1 | 0 | 0 |
| Extortion/Blackmail | 1 | 0 | 0 | 0 |
| Fraud | 27 | 6 | 1 | 1 |
| Gambling | 0 | 0 | 0 | 0 |
| Kidnapping | 2 | 0 | 0 | 0 |
| Pornography | 0 | 0 | 0 | 0 |
| Prostitution | 0 | 0 | 0 | 0 |
| Sodomy | 0 | 0 | 0 | 0 |
| Sexual Assault w/Object | 0 | 0 | 0 | 0 |
| Fondling | 2 | 2 | 0 | 2 |
| Incest | 0 | 0 | 0 | 0 |
| Statutory Rape | 0 | 0 | 0 | 0 |
| Stolen Property | 1 | 0 | 0 | 0 |
| Weapon Law Violation | 14 | 5 | 5 | 0 |
| Total Group "A" | 583 | 270 | 142 | 48 |

Total Offenses - 5 year trend



Total Arrests - 5 year trend



| Group "B" Arrests | Arrests | |
|---------------------------|------------|-----------|
| | Adult | Juvenile |
| Bad Checks | 1 | 0 |
| Curfew/Vagrancy | 0 | 0 |
| Disorderly Conduct | 14 | 12 |
| DUI | 40 | 0 |
| Drunkenness | 2 | 0 |
| Family Offense-nonviolent | 0 | 0 |
| Liquor Law Violation | 10 | 5 |
| Peeping Tom | 0 | 0 |
| Runaways | 0 | 1 |
| Trespass | 2 | 0 |
| All Other Offenses | 94 | 25 |
| Total Group "B" | 163 | 43 |