

Agency 2014 Crime Report


Moscow Police Department

Population: 24,705
County: Latah

	Offenses		Arrests	
	# Reported	# Cleared	Adult	Juvenile
Group "A" Offenses				
Murder	0	0	0	0
Negligent Manslaughter	0	0	0	0
Rape	0	0	0	0
Robbery	1	1	2	0
Aggravated Assault	10	7	5	0
Burglary	84	6	3	1
Larceny	596	98	85	11
Motor Vehicle Theft	20	2	1	2
Ars on	2	0	0	0
Simple Assault	93	85	70	3
Intimidation	3	3	1	1
Bribery	0	0	0	0
Counterfeiting/Forgery	12	4	1	0
Vandalism	184	20	12	4
Drug/Narcotics	89	66	61	4
Drug Equipment	66	62	36	3
Embezzlement	3	1	0	0
Extortion/Blackmail	0	0	0	0
Fraud	66	3	1	0
Gambling	0	0	0	0
Kidnapping	0	0	0	0
Pornography	0	0	0	0
Prostitution	1	0	0	0
Sodomy	0	0	0	0
Sexual Assault w/Object	1	0	0	0
Fondling	1	0	0	0
Incest	0	0	0	0
Statutory Rape	0	0	0	0
Stolen Property	1	1	1	0
Weapon Law Violation	3	2	2	0
Total Group "A"	1,236	361	281	29

<p>Offense Overview</p> <ul style="list-style-type: none"> • Offense total 1,236 • % change from 2013 -9.8 • # of cleared offenses 361 • Percent cleared 29.2 <ul style="list-style-type: none"> • Group "A" Crime Rate per 100,000 population 5003.0 <ul style="list-style-type: none"> • Summary based reporting crime rate per 100,000 population is calculated for other state crime comparisons only. 2886.1 	<p>Arrest Overview</p> <ul style="list-style-type: none"> • Arrest total 675 • % change from 2013 -10.8 • Adult arrest total 637 • Juvenile arrest total 38 <ul style="list-style-type: none"> • Arrest Rate per 100,000 population 2732.2
--	--

Total Offenses - 5 year trend



Total Arrests - 5 year trend



Group "B" Arrests	Arrests	
	Adult	Juvenile
Bad Checks	0	0
Curfew/Vagrancy	1	0
Disorderly Conduct	19	0
DUI	54	0
Drunkness	0	0
Family Offense-nonviolent	0	0
Liquor Law Violation	123	6
Peeping Tom	1	0
Runaways	0	0
Trespass	21	0
All Other Offenses	137	3
Total Group "B"	356	9

Agency 2014 Crime Report

Latah County Sheriff

Population: 14,648
County: Latah

Offense Overview

- Offense total 496
- % change from 2013 6.7
- # of cleared offenses 222
- Percent cleared 44.8

- Group "A" Crime Rate per 100,000 population 3386.1

- Summary based reporting crime rate per 100,000 population is calculated for other state crime comparisons only. 1392.7


Arrest Overview

- Arrest total 354
- % change from 2013 -4.1
- Adult arrest total 340
- Juvenile arrest total 14

- Arrest Rate per 100,000 population 2416.7

Group "A" Offenses	Offenses		Arrests	
	# Reported	# Cleared	Adult	Juvenile
Murder	0	0	0	0
Negligent Manslaughter	0	0	0	0
Rape	2	1	0	0
Robbery	0	0	0	0
Aggravated Assault	14	12	5	0
Burglary	82	12	6	2
Larceny	99	16	7	3
Motor Vehicle Theft	7	1	0	0
Arson	0	0	0	0
Simple Assault	91	77	32	2
Intimidation	4	3	1	0
Bribery	0	0	0	0
Counterfeiting/Forgery	5	0	0	0
Vandalism	54	14	6	0
Drug/Narcotics	41	38	35	0
Drug Equipment	44	39	11	0
Embezzlement	1	0	0	0
Extortion/Blackmail	0	0	0	0
Fraud	39	5	5	0
Gambling	0	0	0	0
Kidnapping	0	0	0	0
Pornography	1	1	0	0
Prostitution	0	0	0	0
Sodomy	0	0	0	0
Sexual Assault w/Object	0	0	0	0
Forcible	5	0	0	0
Incest	0	0	0	0
Statutory Rape	3	0	0	0
Stolen Property	2	2	2	0
Weapon Law Violation	2	1	0	0
Total Group "A"	496	222	110	7

Total Offenses - 5 year trend



Total Arrests - 5 year trend



Group "B" Arrests	Arrests	
	Adult	Juvenile
Bad Checks	0	0
Curfew/Vagrancy	0	0
Disorderly Conduct	1	0
DUI	54	0
Drunkness	2	0
Family Offense-nonviolent	0	0
Liquor Law Violation	17	4
Peeping Tom	0	0
Runaways	0	0
Trespass	1	0
All Other Offenses	155	3
Total Group "B"	230	7

Agency 2014 Crime Report

Latah County Total

Population: 39,353
County: Latah

Offense Overview

- Offense total 1,732
- % change from 2013 -5.7
- # of cleared offenses 583
- Percent cleared 33.7

• Group "A" Crime Rate per 100,000 population 4401.2

• Summary based reporting crime rate per 100,000 population is calculated for other state crime comparisons only. 2330.2


Arrest Overview

- Arrest total 1,029
- % change from 2013 -8.6
- Adult arrest total 977
- Juvenile arrest total 52

• Arrest Rate per 100,000 population 2614.8

Group "A" Offenses	Offenses		Arrests	
	# Reported	# Cleared	Adult	Juvenile
Murder	0	0	0	0
Negligent Manslaughter	0	0	0	0
Rape	2	1	0	0
Robbery	1	1	2	0
Aggravated Assault	24	19	10	0
Burglary	166	18	9	3
Larceny	695	114	92	14
Motor Vehicle Theft	27	3	1	2
Arson	2	0	0	0
Simple Assault	184	162	102	5
Intimidation	7	6	2	1
Bribery	0	0	0	0
Counterfeiting/Forgery	17	4	1	0
Vandalism	238	34	18	4
Drug/Narcotics	130	104	96	4
Drug Equipment	110	101	47	3
Embezzlement	4	1	0	0
Extortion/Blackmail	0	0	0	0
Fraud	105	8	6	0
Gambling	0	0	0	0
Kidnapping	0	0	0	0
Pornography	1	1	0	0
Prostitution	1	0	0	0
Sodomy	0	0	0	0
Sexual Assault w/Object	1	0	0	0
Fondling	6	0	0	0
Incest	0	0	0	0
Statutory Rape	3	0	0	0
Stolen Property	3	3	3	0
Weapon Law Violation	5	3	2	0
Total Group "A"	1,732	583	391	36

Total Offenses - 5 year trend



Total Arrests - 5 year trend



Group "B" Arrests	Arrests	
	Adult	Juvenile
Bad Checks	0	0
Curfew/Vagrancy	1	0
Disorderly Conduct	20	0
DUI	108	0
Drunkness	2	0
Family Offense-nonviolent	0	0
Liquor Law Violation	140	10
Peeping Tom	1	0
Runaways	0	0
Trespass	22	0
All Other Offenses	292	6
Total Group "B"	586	16