

Agency 2014 Crime Report

Salmon Police Department

Population: 3,006
County: Lemhi

Offense Overview

- Offense total 105
- % change from 2013 1.0
- # of cleared offenses 59
- Percent cleared 56.2

- Group "A" Crime Rate per 100,000 population 3493.0

- Summary based reporting crime rate per 100,000 population is calculated for other state crime comparisons only. 1497.0

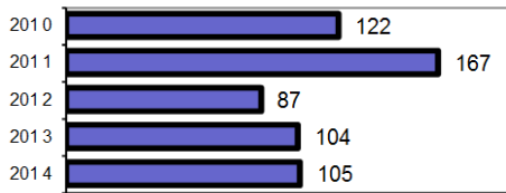
Arrest Overview

- Arrest total 76
- % change from 2013 -32.7
- Adult arrest total 61
- Juvenile arrest total 15

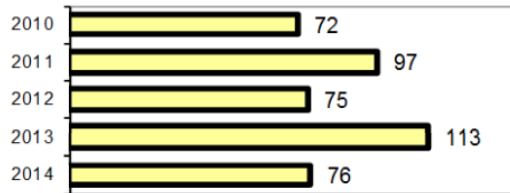
- Arrest Rate per 100,000 population 2528.3

Group "A" Offenses	Offenses		Arrests	
	# Reported	# Cleared	Adult	Juvenile
Murder	0	0	0	0
Negligent Manslaughter	0	0	0	0
Rape	1	1	1	0
Robbery	0	0	0	0
Aggravated Assault	10	9	6	0
Burglary	15	3	3	1
Larceny	16	6	2	4
Motor Vehicle Theft	3	1	1	0
Arson	0	0	0	0
Simple Assault	11	10	8	1
Intimidation	5	5	5	0
Bribery	0	0	0	0
Counterfeiting/Forgery	0	0	0	0
Vandalism	14	0	0	0
Drug/Narcotics	7	7	7	0
Drug Equipment	7	7	3	0
Embezzlement	0	0	0	0
Extortion/Blackmail	0	0	0	0
Fraud	4	1	1	0
Gambling	0	0	0	0
Kidnapping	0	0	0	0
Pornography	1	1	0	0
Prostitution	0	0	0	0
Sodomy	0	0	0	0
Sexual Assault w/Object	0	0	0	0
Fondling	4	1	1	0
Incest	0	0	0	0
Statutory Rape	1	1	2	0
Stolen Property	3	3	3	0
Weapon Law Violation	3	3	1	1
Total Group "A"	105	59	44	7

Total Offenses - 5 year trend



Total Arrests - 5 year trend



Group "B" Arrests	Arrests	
	Adult	Juvenile
Bad Checks	0	0
Curfew/Vagrancy	0	4
Disorderly Conduct	0	0
DUI	5	1
Drunkness	0	0
Family Offense-nonviolent	0	0
Liquor Law Violation	3	0
Peeping Tom	0	0
Runaways	0	0
Trespass	0	2
All Other Offenses	9	1
Total Group "B"	17	8

Agency 2014 Crime Report

Lemhi County Sheriff

Population: 4,704
County: Lemhi

Offense Overview

- Offense total 68
- % change from 2013 11.5
- # of cleared offenses 55
- Percent cleared 80.9

- Group "A" Crime Rate per 100,000 population 1445.6

- Summary based reporting crime rate per 100,000 population is calculated for other state crime comparisons only. 892.9

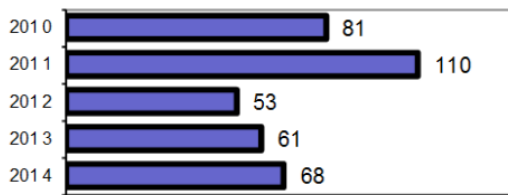
Arrest Overview

- Arrest total 93
- % change from 2013 60.3
- Adult arrest total 91
- Juvenile arrest total 2

- Arrest Rate per 100,000 population 1977.0

Group "A" Offenses	Offenses		Arrests	
	# Reported	# Cleared	Adult	Juvenile
Murder	0	0	0	0
Negligent Manslaughter	0	0	0	0
Rape	3	3	3	0
Robbery	0	0	0	0
Aggravated Assault	6	6	5	0
Burglary	5	4	6	0
Larceny	25	14	15	0
Motor Vehicle Theft	3	3	3	0
Arson	0	0	0	0
Simple Assault	3	3	3	0
Intimidation	0	0	0	0
Bribery	0	0	0	0
Counterfeiting/Forgery	0	0	0	0
Vandalism	5	4	5	0
Drug/Narcotics	16	16	17	2
Drug Equipment	0	0	0	0
Embezzlement	0	0	0	0
Extortion/Blackmail	0	0	0	0
Fraud	1	1	1	0
Gambling	0	0	0	0
Kidnapping	0	0	0	0
Pornography	0	0	0	0
Prostitution	0	0	0	0
Sodomy	0	0	0	0
Sexual Assault w/Object	0	0	0	0
Fondling	0	0	0	0
Incest	0	0	0	0
Statutory Rape	0	0	0	0
Stolen Property	0	0	0	0
Weapon Law Violation	1	1	1	0
Total Group "A"	68	55	59	2

Total Offenses - 5 year trend



Total Arrests - 5 year trend



Group "B" Arrests	Arrests	
	Adult	Juvenile
Bad Checks	0	0
Curfew/Vagrancy	0	0
Disorderly Conduct	0	0
DUI	17	0
Drunkness	0	0
Family Offense-nonviolent	0	0
Liquor Law Violation	0	0
Peeping Tom	0	0
Runaways	0	0
Trespass	1	0
All Other Offenses	14	0
Total Group "B"	32	0

Agency 2014 Crime Report

Lemhi County Total

Population: 7,710
County: Lemhi

Offense Overview

- Offense total 173
- % change from 2013 4.8
- # of cleared offenses 114
- Percent cleared 65.9

• Group "A" Crime Rate per 100,000 population 2243.8

• Summary based reporting crime rate per 100,000 population is calculated for other state crime comparisons only. 1128.4

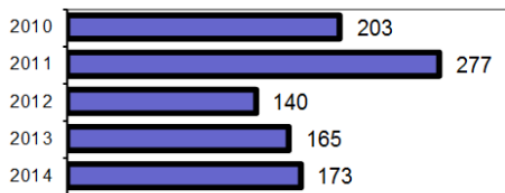
Arrest Overview

- Arrest total 169
- % change from 2013 -1.2
- Adult arrest total 152
- Juvenile arrest total 17

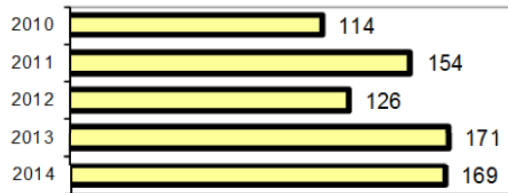
• Arrest Rate per 100,000 population 2192.0

Group "A" Offenses	Offenses		Arrests	
	# Reported	# Cleared	Adult	Juvenile
Murder	0	0	0	0
Negligent Manslaughter	0	0	0	0
Rape	4	4	4	0
Robbery	0	0	0	0
Aggravated Assault	16	15	11	0
Burglary	20	7	9	1
Larceny	41	20	17	4
Motor Vehicle Theft	6	4	4	0
Ars on	0	0	0	0
Simple Assault	14	13	11	1
Intimidation	5	5	5	0
Bribery	0	0	0	0
Counterfeiting/Forgery	0	0	0	0
Vandalism	19	4	5	0
Drug/Narcotics	23	23	24	2
Drug Equipment	7	7	3	0
Embezzlement	0	0	0	0
Extortion/Blackmail	0	0	0	0
Fraud	5	2	2	0
Gambling	0	0	0	0
Kidnapping	0	0	0	0
Pornography	1	1	0	0
Prostitution	0	0	0	0
Sodomy	0	0	0	0
Sexual Assault w/Object	0	0	0	0
Fondling	4	1	1	0
Incest	0	0	0	0
Statutory Rape	1	1	2	0
Stolen Property	3	3	3	0
Weapon Law Violation	4	4	2	1
Total Group "A"	173	114	103	9

Total Offenses -5 year trend



Total Arrests - 5 year trend



Group "B" Arrests	Arrests	
	Adult	Juvenile
Bad Checks	0	0
Curfew/Vagrancy	0	4
Disorderly Conduct	0	0
DUI	22	1
Drunkness	0	0
Family Offense-nonviolent	0	0
Liquor Law Violation	3	0
Peeping Tom	0	0
Runaways	0	0
Trespass	1	2
All Other Offenses	23	1
Total Group "B"	49	8