

Agency 2014 Crime Report

Cascade Police Department

Population: 899
County: Valley

	Offenses		Arrests	
	# Reported	# Cleared	Adult	Juvenile
Group "A" Offenses				
Murder	0	0	0	0
Negligent Manslaughter	0	0	0	0
Rape	1	0	0	0
Robbery	0	0	0	0
Aggravated Assault	0	0	0	0
Burglary	2	0	0	0
Larceny	14	2	1	0
Motor Vehicle Theft	0	0	0	0
Arson	1	0	0	0
Simple Assault	7	2	2	0
Intimidation	2	0	0	0
Bribery	0	0	0	0
Counterfeiting/Forgery	0	0	0	0
Vandalism	18	1	0	0
Drug/Narcotics	4	3	3	1
Drug Equipment	5	3	0	0
Embezzlement	0	0	0	0
Extortion/Blackmail	0	0	0	0
Fraud	7	0	0	0
Gambling	0	0	0	0
Kidnapping	0	0	0	0
Pornography	0	0	0	0
Prostitution	0	0	0	0
Sodomy	0	0	0	0
Sexual Assault w/Object	0	0	0	0
Fondling	0	0	0	0
Incest	0	0	0	0
Statutory Rape	0	0	0	0
Stolen Property	0	0	0	0
Weapon Law Violation	0	0	0	0
Total Group "A"	61	11	6	1

Offense Overview

- Offense total 61
- % change from 2013 7.0
- # of cleared offenses 11
- Percent cleared 18.0

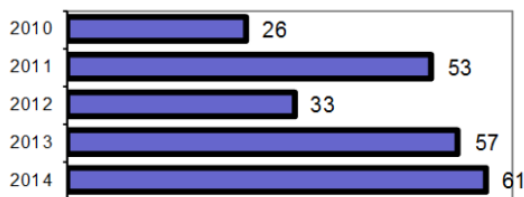
- Group "A" Crime Rate per 100,000 population 6785.3

- Summary based reporting crime rate per 100,000 population is calculated for other state crime comparisons only. 2002.2

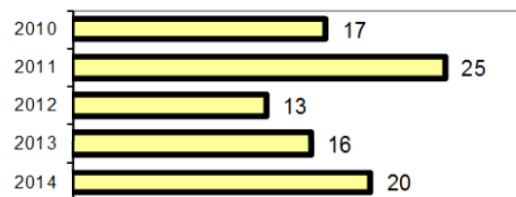
Arrest Overview

- Arrest total 20
- % change from 2013 25.0
- Adult arrest total 17
- Juvenile arrest total 3
- Arrest Rate per 100,000 population 2224.7

Total Offenses - 5 year trend



Total Arrests - 5 year trend



Group "B" Arrests	Arrests	
	Adult	Juvenile
Bad Checks	0	0
Curfew/Vagrancy	0	0
Disorderly Conduct	0	0
DUI	2	0
Drunkness	2	0
Family Offense-nonviolent	0	0
Liquor Law Violation	2	0
Peeping Tom	0	0
Runaways	0	0
Trespass	0	0
All Other Offenses	5	2
Total Group "B"	11	2

Agency 2014 Crime Report

McCall Police Department

Population: 2,918
County: Valley

	Offenses		Arrests	
	# Reported	# Cleared	Adult	Juvenile
Group "A" Offenses				
Murder	0	0	0	0
Negligent Manslaughter	0	0	0	0
Rape	3	0	0	0
Robbery	0	0	0	0
Aggravated Assault	18	16	9	0
Burglary	16	8	4	1
Larceny	69	19	8	2
Motor Vehicle Theft	2	2	2	0
Ars on	0	0	0	0
Simple Assault	50	36	14	0
Intimidation	6	0	0	0
Bribery	0	0	0	0
Counterfeiting/Forgery	5	0	1	0
Vandalism	23	7	4	0
Drug/Narcotics	34	27	18	3
Drug Equipment	34	30	9	2
Embezzlement	1	1	0	0
Extortion/Blackmail	0	0	0	0
Fraud	17	4	0	0
Gambling	0	0	0	0
Kidnapping	0	0	0	0
Pornography	1	1	0	0
Prostitution	0	0	0	0
Sodomy	0	0	0	0
Sexual Assault w/Object	0	0	0	0
Fondling	1	1	1	0
Incest	0	0	0	0
Statutory Rape	0	0	0	0
Stolen Property	1	1	0	0
Weapon Law Violation	2	2	2	0
Total Group "A"	283	155	72	8

Offense Overview

- Offense total 283
- % change from 2013 3.3
- # of cleared offenses 155
- Percent cleared 54.8

• Group "A" Crime Rate per 100,000 population 9698.4

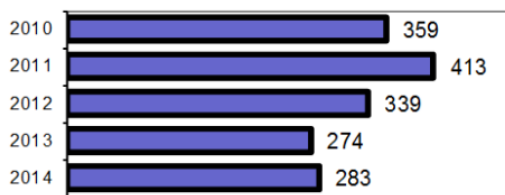
• Summary based reporting crime rate per 100,000 population is calculated for other state crime comparisons only. 3701.2

Arrest Overview


- Arrest total 194
- % change from 2013 5.4
- Adult arrest total 181
- Juvenile arrest total 13

• Arrest Rate per 100,000 population 6648.4

Total Offenses - 5 year trend



Total Arrests - 5 year trend



Group "B" Arrests	Arrests	
	Adult	Juvenile
Bad Checks	0	0
Curfew/Vagrancy	0	0
Disorderly Conduct	0	0
DUI	41	0
Drunkness	8	0
Family Offense-nonviolent	0	0
Liquor Law Violation	9	2
Peeping Tom	0	0
Runaways	0	0
Trespass	0	0
All Other Offenses	51	3
Total Group "B"	109	5

Agency 2014 Crime Report

Valley County Sheriff

Population: 5,814
County: Valley

Offense Overview

- Offense total 273
- % change from 2013 -4.2
- # of cleared offenses 124
- Percent cleared 45.4

• Group "A" Crime Rate per 100,000 population 4695.6

• Summary based reporting crime rate per 100,000 population is calculated for other state crime comparisons only. 1513.6

Arrest Overview

- Arrest total 266
- % change from 2013 -7.6
- Adult arrest total 263
- Juvenile arrest total 3

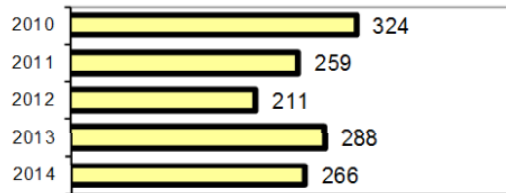
• Arrest Rate per 100,000 population 4575.2

Group "A" Offenses	Offenses		Arrests	
	# Reported	# Cleared	Adult	Juvenile
Murder	0	0	0	0
Negligent Manslaughter	0	0	0	0
Rape	9	3	2	0
Robbery	0	0	0	0
Aggravated Assault	5	4	3	0
Burglary	24	5	3	0
Larceny	47	3	0	0
Motor Vehicle Theft	1	0	0	0
Arson	2	1	0	0
Simple Assault	24	16	11	0
Intimidation	7	0	0	0
Bribery	0	0	0	0
Counterfeiting/Forgery	0	0	0	0
Vandalism	25	4	1	0
Drug/Narcotics	47	44	32	0
Drug Equipment	46	40	12	1
Embezzlement	0	0	0	0
Extortion/Blackmail	0	0	0	0
Fraud	26	0	0	0
Gambling	0	0	0	0
Kidnapping	2	0	0	0
Pornography	0	0	0	0
Prostitution	0	0	0	0
Sodomy	0	0	0	0
Sexual Assault w/Object	0	0	0	0
Fondling	6	2	1	1
Incest	0	0	0	0
Statutory Rape	0	0	0	0
Stolen Property	1	1	0	0
Weapon Law Violation	1	1	0	0
Total Group "A"	273	124	65	2

Total Offenses - 5 year trend



Total Arrests - 5 year trend



Group "B" Arrests	Arrests	
	Adult	Juvenile
Bad Checks	0	0
Curfew/Vagrancy	0	0
Disorderly Conduct	0	0
DUI	60	0
Drunkennes	4	0
Family Offense-nonviolent	0	0
Liquor Law Violation	18	0
Peeping Tom	0	0
Runaways	0	1
Trespass	3	0
All Other Offenses	113	0
Total Group "B"	198	1

Agency 2014 Crime Report

Valley County Total

Population: 9,631
County: Valley

Offense Overview

- Offense total 617
- % change from 2013 0.2
- # of cleared offenses 290
- Percent cleared 47.0

- Group "A" Crime Rate per 100,000 population 6406.4

- Summary based reporting crime rate per 100,000 population is calculated for other state crime comparisons only. 2222.0


Arrest Overview

- Arrest total 480
- % change from 2013 -1.6
- Adult arrest total 461
- Juvenile arrest total 19

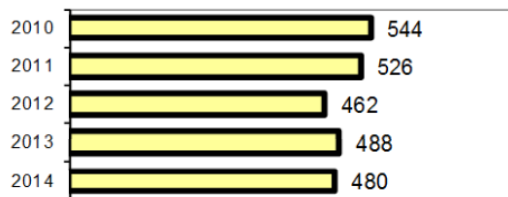
- Arrest Rate per 100,000 population 4983.9

Group "A" Offenses	Offenses		Arrests	
	# Reported	# Cleared	Adult	Juvenile
Murder	0	0	0	0
Negligent Manslaughter	0	0	0	0
Rape	13	3	2	0
Robbery	0	0	0	0
Aggravated Assault	23	20	12	0
Burglary	42	13	7	1
Larceny	130	24	9	2
Motor Vehicle Theft	3	2	2	0
Arson	3	1	0	0
Simple Assault	81	54	27	0
Intimidation	15	0	0	0
Bribery	0	0	0	0
Counterfeiting/Forgery	5	0	1	0
Vandalism	66	12	5	0
Drug/Narcotics	85	74	53	4
Drug Equipment	85	73	21	3
Embezzlement	1	1	0	0
Extortion/Blackmail	0	0	0	0
Fraud	50	4	0	0
Gambling	0	0	0	0
Kidnapping	2	0	0	0
Pornography	1	1	0	0
Prostitution	0	0	0	0
Sodomy	0	0	0	0
Sexual Assault w/Object	0	0	0	0
Fondling	7	3	2	1
Incest	0	0	0	0
Statutory Rape	0	0	0	0
Stolen Property	2	2	0	0
Weapon Law Violation	3	3	2	0
Total Group "A"	617	290	143	11

Total Offenses - 5 year trend



Total Arrests - 5 year trend



Group "B" Arrests	Arrests	
	Adult	Juvenile
Bad Checks	0	0
Curfew/Vagrancy	0	0
Disorderly Conduct	0	0
DUI	103	0
Drunkness	14	0
Family Offense-nonviolent	0	0
Liquor Law Violation	29	2
Peeping Tom	0	0
Runaways	0	1
Trespass	3	0
All Other Offenses	169	5
Total Group "B"	318	8