

Agency 2015 Crime Report

Boise Police Department

Population: 218,844

County: Ada

	Offenses		Arrests	
	# Reported	# Cleared	Adult	Juvenile
Group "A" Offenses				
Murder	1	1	2	0
Negligent Manslaughter	0	0	0	0
Rape	94	30	14	5
Robbery	44	19	23	0
Aggravated Assault	482	314	196	20
Burglary	666	61	46	34
Larceny	4,114	740	590	220
Motor Vehicle Theft	273	62	40	12
Arson	47	11	6	4
Simple Assault	1,771	1,136	499	95
Intimidation	312	114	46	7
Bribery	0	0	0	0
Counterfeiting/Forgery	166	13	12	0
Vandalism	1,464	221	106	47
Drug/Narcotics	1,242	1,039	831	107
Drug Equipment	968	886	345	36
Embezzlement	21	6	9	3
Extortion/Blackmail	2	0	0	0
Fraud	1,171	105	68	3
Gambling	0	0	0	0
Kidnapping	18	9	1	2
Pornography	45	15	13	3
Prostitution	7	3	3	0
Sodomy	18	6	8	1
Sexual Assault w/Object	40	10	2	1
Fondling	61	19	7	4
Incest	4	0	1	1
Statutory Rape	10	7	9	2
Stolen Property	39	19	19	7
Weapon Law Violation	139	107	46	9
Total Group "A"	13,219	4,953	2,942	623

Offense Overview

- Offense total 13,219
- % change from 2014 **11.6**
- # of cleared offenses 4,953
- Percent cleared 37.5

- Group "A" Crime Rate per 100,000 population 6040.4

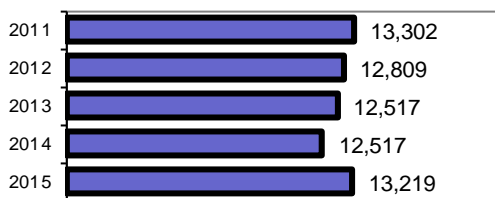
- Summary based reporting crime rate per 100,000 population is calculated for other state crime comparisons only. 2614.2

Arrest Overview


- Arrest total 7,129
- % change from 2014 **12.1**
- Adult arrest total 5,739
- Juvenile arrest total 1,390

- Arrest Rate per 100,000 population 3257.6

Total Offenses - 5 year trend



Total Arrests - 5 year trend



Group "B" Arrests	Arrests	
	Adult	Juvenile
Bad Checks	10	2
Curfew/Vagrancy	0	11
Disorderly Conduct	185	47
DUI	1,076	8
Drunkenness	81	2
Family Offense-nonviolent	20	1
Liquor Law Violation	187	80
Peeping Tom	0	0
Runaways	0	318
Trespass	139	22
All Other Offenses	1,099	276
Total Group "B"	2,797	767

Agency 2015 Crime Report

Garden City Police Department

Population: 11,533
County: Ada

Offense Overview

- Offense total 1,182
- % change from 2014 **-11.1**
- # of cleared offenses 684
- Percent cleared 57.9

- Group "A" Crime Rate per 100,000 population 10248.9

- Summary based reporting crime rate per 100,000 population is calculated for other state crime comparisons only. 3971.2


Arrest Overview

- Arrest total 767
- % change from 2014 **-18.8**
- Adult arrest total 669
- Juvenile arrest total 98

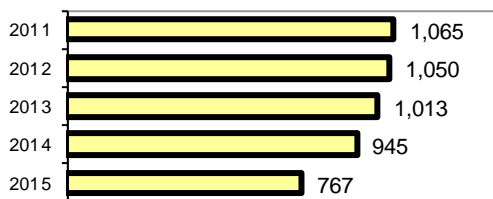
- Arrest Rate per 100,000 population 6650.5

Group "A" Offenses	Offenses		Arrests	
	# Reported	# Cleared	Adult	Juvenile
Murder	0	0	0	0
Negligent Manslaughter	0	0	0	0
Rape	10	5	0	0
Robbery	4	4	6	0
Aggravated Assault	40	31	14	2
Burglary	62	20	14	10
Larceny	313	102	63	10
Motor Vehicle Theft	24	7	1	2
Arson	5	3	0	3
Simple Assault	203	167	67	15
Intimidation	18	11	2	0
Bribery	0	0	0	0
Counterfeiting/Forgery	10	4	2	0
Vandalism	89	34	9	4
Drug/Narcotics	155	135	94	5
Drug Equipment	126	113	60	2
Embezzlement	13	7	5	0
Extortion/Blackmail	1	0	0	0
Fraud	65	13	2	0
Gambling	0	0	0	0
Kidnapping	3	3	0	0
Pornography	1	1	1	0
Prostitution	0	0	0	0
Sodomy	0	0	0	0
Sexual Assault w/Object	0	0	0	0
Fondling	12	9	1	3
Incest	0	0	0	0
Statutory Rape	0	0	0	0
Stolen Property	21	8	8	0
Weapon Law Violation	7	7	3	0
Total Group "A"	1,182	684	352	56

Total Offenses - 5 year trend



Total Arrests - 5 year trend



Group "B" Arrests	Arrests	
	Adult	Juvenile
Bad Checks	0	0
Curfew/Vagrancy	0	10
Disorderly Conduct	22	0
DUI	41	0
Drunkenness	4	0
Family Offense-nonviolent	8	0
Liquor Law Violation	23	0
Peeping Tom	0	0
Runaways	0	13
Trespass	6	0
All Other Offenses	213	19
Total Group "B"	317	42

Agency 2015 Crime Report

Meridian Police Department

Population: 91,077
County: Ada

Offense Overview

- Offense total 3,234
- % change from 2014 **6.5**
- # of cleared offenses 1,662
- Percent cleared 51.4

- Group "A" Crime Rate per 100,000 population 3550.8

- Summary based reporting crime rate per 100,000 population is calculated for other state crime comparisons only. 1345.0


Arrest Overview

- Arrest total 2,474
- % change from 2014 **19.7**
- Adult arrest total 1,744
- Juvenile arrest total 730

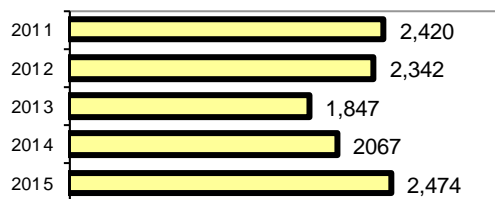
- Arrest Rate per 100,000 population 2716.4

Group "A" Offenses	Offenses		Arrests	
	# Reported	# Cleared	Adult	Juvenile
Murder	1	1	1	0
Negligent Manslaughter	1	1	1	0
Rape	21	11	5	2
Robbery	10	6	7	0
Aggravated Assault	70	57	26	9
Burglary	172	27	25	13
Larceny	904	313	237	109
Motor Vehicle Theft	38	11	3	5
Arson	9	6	1	8
Simple Assault	319	231	118	44
Intimidation	47	27	13	2
Bribery	0	0	0	0
Counterfeiting/Forgery	34	11	6	0
Vandalism	318	74	16	22
Drug/Narcotics	412	376	292	88
Drug Equipment	432	394	103	48
Embezzlement	12	1	6	0
Extortion/Blackmail	1	0	0	0
Fraud	309	27	26	2
Gambling	0	0	0	0
Kidnapping	5	3	1	2
Pornography	11	3	2	13
Prostitution	0	0	0	0
Sodomy	2	1	0	0
Sexual Assault w/Object	3	3	2	2
Fondling	43	33	6	7
Incest	0	0	0	0
Statutory Rape	4	1	1	0
Stolen Property	15	12	11	1
Weapon Law Violation	41	32	8	9
Total Group "A"	3,234	1,662	917	386

Total Offenses - 5 year trend



Total Arrests - 5 year trend



Group "B" Arrests	Arrests	
	Adult	Juvenile
Bad Checks	5	0
Curfew/Vagrancy	0	10
Disorderly Conduct	30	31
DUI	375	5
Drunkenness	4	0
Family Offense-nonviolent	6	0
Liquor Law Violation	58	36
Peeping Tom	1	0
Runaways	0	69
Trespass	20	11
All Other Offenses	328	182
Total Group "B"	827	344

Agency 2015 Crime Report

Ada County Sheriff

Population: 131,811
County: Ada

Offense Overview

- Offense total 2,928
- % change from 2014 **-6.5**
- # of cleared offenses 1,676
- Percent cleared 57.2

- Group "A" Crime Rate per 100,000 population 2221.4

- Summary based reporting crime rate per 100,000 population is calculated for other state crime comparisons only. 697.2

Arrest Overview

- Arrest total 4,570
- % change from 2014 **0.9**
- Adult arrest total 4,165
- Juvenile arrest total 405

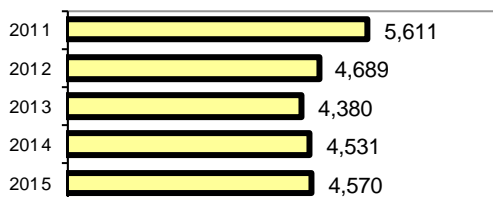
- Arrest Rate per 100,000 population 3467.1

Group "A" Offenses	Offenses		Arrests	
	# Reported	# Cleared	Adult	Juvenile
Murder	3	3	1	0
Negligent Manslaughter	0	0	0	0
Rape	20	14	2	2
Robbery	9	6	7	0
Aggravated Assault	143	111	81	7
Burglary	208	48	27	6
Larceny	497	111	67	24
Motor Vehicle Theft	28	13	4	0
Arson	11	5	0	5
Simple Assault	447	342	159	32
Intimidation	106	68	24	3
Bribery	0	0	0	0
Counterfeiting/Forgery	43	28	11	0
Vandalism	284	71	17	23
Drug/Narcotics	457	375	340	54
Drug Equipment	428	370	91	14
Embezzlement	11	6	9	0
Extortion/Blackmail	1	1	1	0
Fraud	122	32	19	4
Gambling	0	0	0	0
Kidnapping	4	2	1	0
Pornography	8	7	1	4
Prostitution	0	0	0	0
Sodomy	20	15	7	3
Sexual Assault w/Object	5	2	2	0
Fondling	29	19	6	3
Incest	0	0	0	0
Statutory Rape	3	0	0	0
Stolen Property	17	12	6	2
Weapon Law Violation	24	15	7	0
Total Group "A"	2,928	1,676	890	186

Total Offenses - 5 year trend



Total Arrests - 5 year trend



Group "B" Arrests	Arrests	
	Adult	Juvenile
Bad Checks	0	0
Curfew/Vagrancy	1	11
Disorderly Conduct	13	4
DUI	376	3
Drunkenness	2	0
Family Offense-nonviolent	9	0
Liquor Law Violation	42	31
Peeping Tom	0	0
Runaways	0	49
Trespass	11	1
All Other Offenses	2,821	120
Total Group "B"	3,275	219

Agency 2015 Crime Report

Ada County Total

Population: 453,265
County: Ada

Offense Overview

- Offense total 20,563
- % change from 2014 **6.3**
- # of cleared offenses 8,975
- Percent cleared 43.6

- Group "A" Crime Rate per 100,000 population 4536.6

- Summary based reporting crime rate per 100,000 population is calculated for other state crime comparisons only. 1836.2


Arrest Overview

- Arrest total 14,940
- % change from 2014 **7.5**
- Adult arrest total 12,317
- Juvenile arrest total 2,623


- Arrest Rate per 100,000 population 3296.1

Group "A" Offenses	Offenses		Arrests	
	# Reported	# Cleared	Adult	Juvenile
Murder	5	5	4	0
Negligent Manslaughter	1	1	1	0
Rape	145	60	21	9
Robbery	67	35	43	0
Aggravated Assault	735	513	317	38
Burglary	1,108	156	112	63
Larceny	5,828	1,266	957	363
Motor Vehicle Theft	363	93	48	19
Arson	72	25	7	20
Simple Assault	2,740	1,876	843	186
Intimidation	483	220	85	12
Bribery	0	0	0	0
Counterfeiting/Forgery	253	56	31	0
Vandalism	2,155	400	148	96
Drug/Narcotics	2,266	1,925	1,557	254
Drug Equipment	1,954	1,763	599	100
Embezzlement	57	20	29	3
Extortion/Blackmail	5	1	1	0
Fraud	1,667	177	115	9
Gambling	0	0	0	0
Kidnapping	30	17	3	4
Pornography	65	26	17	20
Prostitution	7	3	3	0
Sodomy	40	22	15	4
Sexual Assault w/Object	48	15	6	3
Fondling	145	80	20	17
Incest	4	0	1	1
Statutory Rape	17	8	10	2
Stolen Property	92	51	44	10
Weapon Law Violation	211	161	64	18
Total Group "A"	20,563	8,975	5,101	1,251

Total Offenses - 5 year trend



Total Arrests - 5 year trend



Group "B" Arrests	Arrests	
	Adult	Juvenile
Bad Checks	15	2
Curfew/Vagrancy	1	42
Disorderly Conduct	250	82
DUI	1,868	16
Drunkenness	91	2
Family Offense-nonviolent	43	1
Liquor Law Violation	310	147
Peeping Tom	1	0
Runaways	0	449
Trespass	176	34
All Other Offenses	4,461	597
Total Group "B"	7,216	1,372