

Agency 2015 Crime Report

Preston Police Department

Population: 5,223
County: Franklin

Offense Overview

- Offense total 135
- % change from 2014 2.3
- # of cleared offenses 94
- Percent cleared 69.6

- Group "A" Crime Rate per 100,000 population 2584.7

- Summary based reporting crime rate per 100,000 population is calculated for other state crime comparisons only. 1033.9

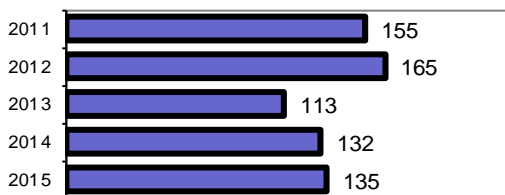
Arrest Overview

- Arrest total 135
- % change from 2014 0.0
- Adult arrest total 118
- Juvenile arrest total 17

- Arrest Rate per 100,000 population 2584.7

Group "A" Offenses	Offenses		Arrests	
	# Reported	# Cleared	Adult	Juvenile
Murder	0	0	0	0
Negligent Manslaughter	0	0	0	0
Rape	1	1	2	0
Robbery	0	0	0	0
Aggravated Assault	2	2	2	0
Burglary	15	3	2	0
Larceny	30	14	11	4
Motor Vehicle Theft	6	4	0	5
Arson	0	0	0	0
Simple Assault	35	35	33	1
Intimidation	1	1	1	0
Bribery	0	0	0	0
Counterfeiting/Forgery	1	1	1	0
Vandalism	9	3	1	0
Drug/Narcotics	10	10	9	1
Drug Equipment	9	9	2	1
Embezzlement	1	1	1	0
Extortion/Blackmail	0	0	0	0
Fraud	8	3	1	2
Gambling	0	0	0	0
Kidnapping	1	1	1	0
Pornography	0	0	0	0
Prostitution	0	0	0	0
Sodomy	0	0	0	0
Sexual Assault w/Object	0	0	0	0
Fondling	2	2	0	1
Incest	1	1	1	0
Statutory Rape	3	3	3	0
Stolen Property	0	0	0	0
Weapon Law Violation	0	0	0	0
Total Group "A"	135	94	71	15

Total Offenses - 5 year trend



Total Arrests - 5 year trend



Group "B" Arrests	Arrests	
	Adult	Juvenile
Bad Checks	1	0
Curfew/Vagrancy	0	1
Disorderly Conduct	13	0
DUI	10	0
Drunkenness	6	0
Family Offense-nonviolent	1	0
Liquor Law Violation	3	0
Peeping Tom	0	0
Runaways	0	0
Trespass	2	0
All Other Offenses	11	1
Total Group "B"	47	2

Agency 2015 Crime Report

Franklin County Sheriff

Population: 7,890
County: Franklin

Offense Overview

- Offense total 115
- % change from 2014 **0.9**
- # of cleared offenses 47
- Percent cleared 40.9

• Group "A" Crime Rate per 100,000 population 1457.5

• Summary based reporting crime rate per 100,000 population is calculated for other state crime comparisons only. 456.3

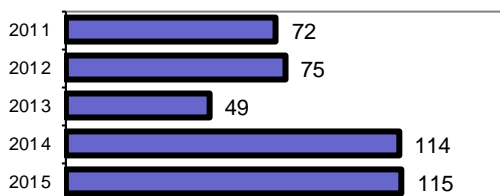
Arrest Overview

- Arrest total 113
- % change from 2014 **6.6**
- Adult arrest total 90
- Juvenile arrest total 23

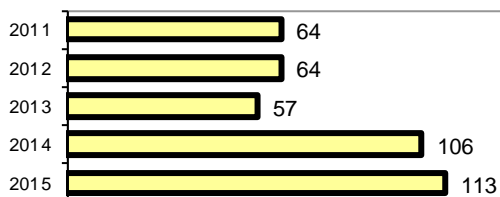
• Arrest Rate per 100,000 population 1432.2

Group "A" Offenses	Offenses		Arrests	
	# Reported	# Cleared	Adult	Juvenile
Murder	0	0	0	0
Negligent Manslaughter	0	0	0	0
Rape	0	0	0	0
Robbery	0	0	0	0
Aggravated Assault	0	0	0	0
Burglary	1	0	1	0
Larceny	33	7	3	5
Motor Vehicle Theft	2	1	0	0
Arson	0	0	0	0
Simple Assault	17	16	7	3
Intimidation	0	0	0	0
Bribery	0	0	0	0
Counterfeiting/Forgery	0	0	0	0
Vandalism	22	6	1	4
Drug/Narcotics	14	13	13	3
Drug Equipment	5	3	0	0
Embezzlement	0	0	0	0
Extortion/Blackmail	0	0	0	0
Fraud	19	0	0	1
Gambling	0	0	0	0
Kidnapping	0	0	0	0
Pornography	0	0	0	0
Prostitution	0	0	0	0
Sodomy	0	0	0	0
Sexual Assault w/Object	0	0	0	0
Fondling	1	1	0	0
Incest	0	0	0	0
Statutory Rape	0	0	0	0
Stolen Property	0	0	0	0
Weapon Law Violation	1	0	0	0
Total Group "A"	115	47	25	16

Total Offenses - 5 year trend



Total Arrests - 5 year trend



Group "B" Arrests	Arrests	
	Adult	Juvenile
Bad Checks	0	0
Curfew/Vagrancy	0	0
Disorderly Conduct	0	0
DUI	33	0
Drunkenness	1	0
Family Offense-nonviolent	2	0
Liquor Law Violation	25	4
Peeping Tom	0	0
Runaways	0	1
Trespass	0	0
All Other Offenses	4	2
Total Group "B"	65	7

Agency 2015 Crime Report

Franklin County Total

Population: 13,113
County: Franklin

Offense Overview

- Offense total 250
- % change from 2014 1.6
- # of cleared offenses 141
- Percent cleared 56.4

• Group "A" Crime Rate per 100,000 population 1906.5

• Summary based reporting crime rate per 100,000 population is calculated for other state crime comparisons only. 686.3

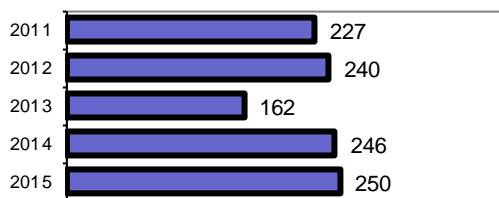
Arrest Overview

- Arrest total 248
- % change from 2014 2.9
- Adult arrest total 208
- Juvenile arrest total 40

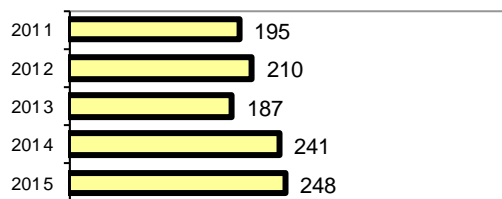
• Arrest Rate per 100,000 population 1891.3

Group "A" Offenses	Offenses		Arrests	
	# Reported	# Cleared	Adult	Juvenile
Murder	0	0	0	0
Negligent Manslaughter	0	0	0	0
Rape	1	1	2	0
Robbery	0	0	0	0
Aggravated Assault	2	2	2	0
Burglary	16	3	3	0
Larceny	63	21	14	9
Motor Vehicle Theft	8	5	0	5
Arson	0	0	0	0
Simple Assault	52	51	40	4
Intimidation	1	1	1	0
Bribery	0	0	0	0
Counterfeiting/Forgery	1	1	1	0
Vandalism	31	9	2	4
Drug/Narcotics	24	23	22	4
Drug Equipment	14	12	2	1
Embezzlement	1	1	1	0
Extortion/Blackmail	0	0	0	0
Fraud	27	3	1	3
Gambling	0	0	0	0
Kidnapping	1	1	1	0
Pornography	0	0	0	0
Prostitution	0	0	0	0
Sodomy	0	0	0	0
Sexual Assault w/Object	0	0	0	0
Fondling	3	3	0	1
Incest	1	1	1	0
Statutory Rape	3	3	3	0
Stolen Property	0	0	0	0
Weapon Law Violation	1	0	0	0
Total Group "A"	250	141	96	31

Total Offenses - 5 year trend



Total Arrests - 5 year trend



Group "B" Arrests	Arrests	
	Adult	Juvenile
Bad Checks	1	0
Curfew/Vagrancy	0	1
Disorderly Conduct	13	0
DUI	43	0
Drunkenness	7	0
Family Offense-nonviolent	3	0
Liquor Law Violation	28	4
Peeping Tom	0	0
Runaways	0	1
Trespass	2	0
All Other Offenses	15	3
Total Group "B"	112	9