



Statewide Arrest

Stanley, ID
Submitted by Sara Breckon



Idaho Arrests in 2015

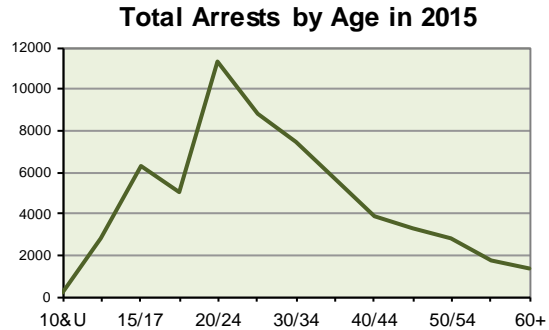
Statewide Arrests

Total Arrests	
Reported Arrests	60,953
Change from 2014	1.3%
Rate per 100,000*	3,557.1

The term "arrest" is defined as a physical arrest, citation or served summons. This data represents the number of persons arrested, not on charges lodged; therefore, each reporting jurisdiction submits one set of arrest data for each person per single apprehension. One set of arrest data will clear single or multiple offenses in the same incident and/or multiple incidents. Arrests on warrants issued by another jurisdiction are reported by the originating agency, not the arresting agency.

All persons arrested for the commission of a Group "A" or Group "B" crime are included in this count. Group "B" crime, which is only reported on the arrest level, encompasses offenses which are not under the Group "A" category. Excluded from this count are any traffic related arrests, with the exception of DUI, Hit and Run (of a person), and Vehicular Manslaughter.

39.8% of the weapons in arrestees possession when apprehended were firearms; 12.4% of those firearms were automatic.



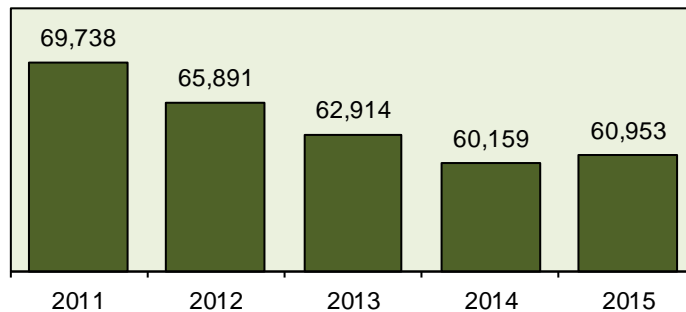
26.9% of total arrestees were between 18 and 24 years of age.

13.7% increase in violent crime arrests.

0.7% decrease in DUI arrests.

Type of Arrest	
23,316	On-View (without warrant)
19,591	Taken into Custody (based on a warrant)
18,046	Cited or Summons to Court

Total Arrests 5 Year Trend



* Adjusted population base: 1,713,542.

Idaho Arrests in 2015

Group "A" Arrests

Group "A" Arrests	2015 Reporting	% Adult Arrests	% Juvenile Arrests	Rate per 100,000 Population*	2014 Reporting	Percent Change
Murder	19	93.7%	6.3%	1.1	16	18.8%
Negligent Manslaughter	6	100.0%	0.0%	0.4	2	100.0%
Forcible Sex Offenses:						
Rape	100	85.2%	14.8%	5.8	81	23.5%
Sodomy	27	33.3%	66.7%	1.6	21	28.6%
Sexual Assault with Object	18	65.2%	34.8%	1.1	23	-21.7%
Fondling	177	63.5%	36.5%	10.3	192	-7.8%
Aggravated Assault	1,334	93.2%	6.8%	77.9	1,189	12.2%
Simple Assault	4,847	83.7%	16.3%	282.9	4,725	2.6%
Intimidation	311	86.0%	14.0%	18.1	286	8.7%
Kidnapping/Abduction	62	87.2%	12.8%	3.6	47	31.9%
Nonforcible Sex Offenses:						
Incest	4	50.0%	50.0%	0.2	4	0.0%
Statutory Rape	37	96.9%	3.1%	2.2	32	15.6%
Crimes Against Persons Total	6,942	84.8%	15.2%	405.1	6,618	4.9%
Crimes Against Property:						
Robbery	114	89.2%	10.8%	6.7	92	23.9%
Burglary/Breaking & Entering	1,021	70.6%	29.4%	59.6	986	3.5%
Larceny/Theft Offenses	5,426	74.9%	25.1%	316.7	5,416	0.2%
Motor Vehicle Theft	221	59.4%	40.6%	12.9	207	6.8%
Arson	64	41.3%	58.7%	3.7	63	1.6%
Destruction of Property	1,010	64.0%	36.3%	58.9	1,052	-4.0%
Counterfeiting/Forgery	115	97.6%	2.4%	6.7	127	-9.4%
Fraud Offenses	302	89.1%	10.9%	17.6	311	-2.9%
Embezzlement	48	96.7%	3.3%	2.8	60	-20.0%
Extortion/Blackmail	5	75.0%	25.0%	0.3	4	25.0%
Bribery	1	100.0%	0.0%	0.1	2	100.0%
Stolen Property Offenses	302	84.8%	15.2%	17.6	231	30.7%
Crimes Against Property Total	8,629	73.9%	26.1%	503.6	8,551	0.9%
Crimes Against Society:						
Drug/Narcotic Violations	8,325	88.1%	11.9%	485.8	7,412	12.3%
Drug Equipment Violations	2,780	86.2%	13.8%	162.2	2,646	5.1%
Gambling Offenses	0	0.0%	0.0%	0.0	0	0.0%
Pornography/Obscene Material	65	67.6%	32.4%	3.8	34	91.2%
Prostitution Offenses	19	100.0%	0.0%	1.1	17	11.8%
Weapon Law Violations	361	75.7%	24.3%	21.1	354	2.0%
Crimes Against Society Total	11,550	87.1%	12.9%	674.0	10,463	10.4%
Total Group "A" Arrests	27,121	82.1%	17.9%	1582.7	25,632	5.8%

Group "B" Arrests

Group "B" Arrests	2015 Reporting	% Adult Arrests	% Juvenile Arrests	Rate per 100,000 Population*	2014 Reporting	Percent Change
Bad Checks	65	100.0%	0.0%	3.8	60	8.3%
Curfew/Loitering/Vagrancy	217	7.0%	93.0%	12.7	300	-27.7%
Disorderly Conduct	1,716	84.0%	16.0%	100.1	1,666	3.0%
DUI	7,387	99.0%	1.0%	431.1	7,445	-0.8%
Drunkenness	297	82.8%	17.2%	17.3	372	-20.2%
Nonviolent Family Offenses	967	95.6%	4.4%	56.4	915	5.7%
Liquor Law Violations	2,216	75.6%	24.4%	129.3	2,477	-10.5%
Peeping Tom	3	100.0%	0.0%	0.2	3	0.0%
Runaway	1,254	0.0%	100.0%	73.2	1,138	10.2%
Trespass of Real Property	765	89.1%	10.9%	44.6	744	2.8%
All Other Offenses	18,945	88.8%	11.2%	1105.6	19,407	-2.4%
Total Group "B" Arrests	33,832	86.3%	13.7%	1974.4	34,527	-2.0%

Idaho Arrests in 2015



Weapons in Possession of Arrestees

Arrested For:	Handgun	Rifle	Shotgun	Other Firearm	Unknown Firearm	Knife	Club	Total
Murder	5	0	0	0	0	1	0	6
Negligent Manslaughter	0	0	0	0	0	0	0	0
Rape	0	0	0	0	0	0	0	0
Robbery	10	4	2	2	11	22	0	51
Aggravated Assault	34	12	9	2	10	82	22	171
Burglary/Breaking & Entering	5	0	2	2	0	14	0	23
Larceny/Theft Offenses	8	2	12	1	3	58	3	87
Motor Vehicle Theft	1	0	0	0	0	1	1	3
Arson	0	0	0	0	0	0	0	0
Simple Assault	4	0	3	2	1	20	10	40
Intimidation	1	0	0	1	0	1	1	4
Bribery	0	0	0	0	0	0	0	0
Counterfeiting/Forgery	0	0	0	0	0	0	0	0
Destruction of Property	1	0	0	0	0	23	3	27
Drug/Narcotic Violations	97	16	12	7	18	167	29	346
Drug Equipment Violations	13	2	2	12	1	49	14	93
Embezzlement	0	0	0	0	0	0	0	0
Extortion/Blackmail	0	0	0	0	0	0	0	0
Fraud Offenses	1	0	0	0	0	1	0	2
Gambling Offenses	0	0	0	0	0	0	0	0
Kidnapping/Abduction	6	0	0	0	0	13	0	19
Pornography/Obscene Material	0	0	0	0	0	0	0	0
Prostitution Offenses	0	0	0	0	0	2	0	2
Sodomy	0	0	0	0	0	0	0	0
Sexual Assault with Object	0	0	0	0	0	0	0	0
Fondling	0	0	0	0	0	1	1	2
Stolen Property Offenses	13	2	0	2	3	8	0	28
Weapon Law Violations	45	8	10	15	4	60	15	157
Bad Checks	0	0	0	0	0	0	0	0
Curfew/Loitering/Vagrancy	0	0	0	0	0	3	0	3
Disorderly Conduct	1	2	6	1	0	12	0	22
DUI	43	4	7	1	4	42	3	104
Drunkennes	2	0	2	0	0	0	0	4
Nonviolent Family Offenses	0	0	0	0	0	1	0	1
Liquor Law Violations	4	0	1	0	2	7	0	14
Peeping Tom	0	0	4	0	0	0	0	4
Runaway	1	0	0	0	1	1	0	3
Trespass of Real Property	0	2	0	0	0	5	0	7
All Other Offenses	21	3	11	0	6	89	7	137
Total	316	57	83	48	64	683	109	1,360

Jurisdictional Residency of Arrestees

This information identifies if arrestee resides within the locality where the crime was committed.

Crimes Against:	Resident	Non-Resident	Unknown
Persons	5,453	1,329	160
Property	5,684	2,693	252
Society	7,168	4,083	299
Group "B" Arrests	23,698	9,352	782
Total	42,003	17,457	1,493
Percentage of Total Arrests	68.9%	28.6%	2.4%

Idaho Arrests in 2015

Arrestees By Race & Ethnicity

Offense	White	Black	American Indian/ Alaskan Native	Asian	Unk	Hispanic	Non Hispanic	Unk
Murder	12	1	2	3	1	0	16	3
Negligent Manslaughter	6	0	0	0	0	1	5	0
Rape	86	5	3	0	6	19	72	9
Robbery	99	3	1	3	8	19	85	10
Aggravated Assault	1,168	42	31	16	77	208	1,025	101
Burglary/Breaking & Entering	899	26	25	0	71	147	784	90
Larceny/Theft Offenses	4,610	122	116	26	552	573	4,204	649
Motor Vehicle Theft	184	8	5	1	23	31	162	28
Arson	58	2	1	1	2	4	55	5
Simple Assault	4,273	139	94	31	310	608	3,805	434
Intimidation	272	11	4	1	23	26	252	33
Bribery	1	0	0	0	0	0	1	0
Counterfeiting/Forgery	104	4	0	0	7	9	99	7
Destruction of Property	884	28	18	7	73	127	789	94
Drug/Narcotic Violations	7,072	195	141	47	870	1,010	6,286	1,029
Drug Equipment Violations	2,411	42	34	13	280	391	2,080	309
Embezzlement	33	1	0	1	13	0	35	13
Extortion/Blackmail	5	0	0	0	0	0	5	0
Fraud Offenses	250	18	7	4	23	40	234	28
Gambling Offenses	0	0	0	0	0	0	0	0
Kidnapping/Abduction	57	0	1	0	4	9	48	5
Pornography/Obscene Material	57	3	0	1	4	6	53	6
Prostitution Offenses	13	3	1	1	1	1	18	0
Sodomy	23	0	0	1	3	4	19	4
Sexual Assault with Object	13	0	0	0	5	0	13	5
Fondling	161	5	0	1	10	15	146	16
Incest	3	0	0	1	0	0	3	1
Statutory Rape	31	1	1	0	4	4	24	9
Stolen Property Offenses	250	14	9	2	27	36	227	39
Weapon Law Violations	320	10	5	0	26	51	271	39
Bad Checks	53	1	2	1	8	9	48	8
Curfew/Loitering/Vagrancy	188	8	4	1	16	46	152	19
Disorderly Conduct	1,431	42	77	10	147	278	1,252	177
DUI	6,240	90	183	52	765	974	5,412	944
Drunkenness	260	5	8	3	19	32	210	25
Nonviolent Family Offenses	886	19	11	2	45	189	715	59
Liquor Law Violations	1,826	36	55	8	289	254	1,639	321
Peeping Tom	3	0	0	0	0	0	3	0
Runaway	1,090	55	15	7	86	232	914	107
Trespass of Real Property	624	22	37	2	75	82	592	86
All Other Offenses	16,807	421	544	120	988	2,207	15,398	1,275
Total	52,763	1,382	1,435	367	4,861	7,642	47,151	5,987

Idaho Arrests in 2015

Adult Arrests

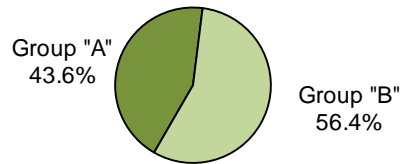
Adult Arrest by Gender

Offense	Male	Female
Murder	18	1
Negligent Manslaughter	4	1
Rape	85	1
Robbery	91	15
Aggravated Assault	1,002	200
Burglary/Breaking & Entering	561	199
Larceny/Theft Offenses	2,276	1,849
Motor Vehicle Theft	115	31
Arson	21	2
Simple Assault	2,960	1,107
Intimidation	244	39
Bribery	1	0
Counterfeiting/Forgery	73	41
Destruction of Property	486	136
Drug/Narcotic Violations	5,322	2,117
Drug Equipment Violations	1,751	672
Embezzlement	21	24
Extortion/Blackmail	1	3
Fraud Offenses	163	108
Gambling Offenses	0	0
Kidnapping/Abduction	43	15
Pornography/Obscene Material	35	1
Prostitution Offenses	5	14
Sodomy	17	2
Sexual Assault with Object	13	0
Fondling	122	5
Incest	3	0
Statutory Rape	32	1
Stolen Property Offenses	196	49
Weapon Law Violations	236	26
Bad Checks	32	31
Curfew/Loitering/Vagrancy	9	5
Disorderly Conduct	1,030	333
DUI	5,358	1,960
Drunkenness	199	46
Nonviolent Family Offenses	637	272
Liquor Law Violations	1,156	450
Peeping Tom	3	0
Runaway	N/A	N/A
Trespass of Real Property	532	146
All Other Offenses	12,226	4,708
Total	37,079	14,610

Total Adult Arrests

Reported Adult Arrests 51,689
Change from 2014 1.6%

Adult Arrests by Category



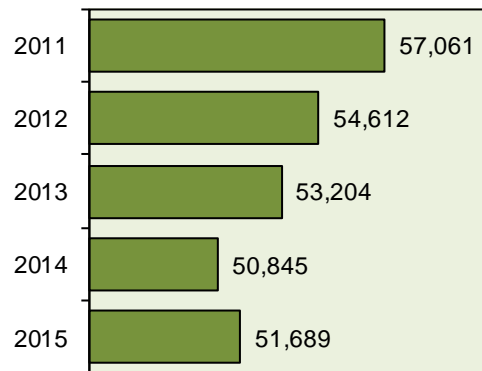
90.1% of violent crime arrests were adults.

0.7% decrease in adult DUI arrests.

89.3% of drug/narcotic arrests were adults.

34% of adult arrests were between 18 and 24 years of age.

Total Adult Arrests 5 Year Trend



Idaho Arrests in 2015

Adult Arrests by Age

Offenses	18/19	20/24	25/29	30/34	35/39	40/44	45/49	50/54	55/59	60+	unk.	Total
Murder	1	9	5	1	0	0	1	1	0	1	0	19
Negligent Manslaughter	1	2	0	1	0	0	0	1	0	0	0	5
Rape	12	30	10	10	7	6	5	1	2	3	0	86
Robbery	18	32	20	19	7	5	2	2	1	0	0	106
Aggravated Assault	58	204	228	224	146	104	90	67	41	35	5	1,202
Burglary/B & E	111	179	127	124	83	47	36	33	13	6	1	760
Larceny/Theft Offenses	538	942	717	569	425	272	221	215	124	86	16	4,125
Motor Vehicle Theft	22	37	27	23	11	14	6	2	1	2	1	146
Arson	3	3	2	4	1	3	1	4	0	2	0	23
Simple Assault	213	669	681	704	545	390	316	268	144	121	16	4,067
Intimidation	10	43	41	34	40	31	33	25	18	8	0	283
Bribery	0	0	0	1	0	0	0	0	0	0	0	1
Counterfeiting/Forgery	6	26	27	14	17	14	2	5	2	0	1	114
Destruction of Property	69	130	128	97	67	44	30	24	16	16	1	622
Drug/Narcotic Offenses	1,002	1,886	1,258	1,025	777	439	420	297	187	125	23	7,439
Drug Equipment Offenses	421	669	392	317	217	119	128	88	47	19	6	2,423
Embezzlement	2	10	6	5	8	7	2	3	0	2	0	45
Extortion/Blackmail	0	0	1	1	0	2	0	0	0	0	0	4
Fraud Offenses	16	57	64	49	36	21	15	6	6	1	0	271
Gambling Offenses	0	0	0	0	0	0	0	0	0	0	0	0
Kidnapping/Abduction	5	12	12	12	8	4	2	3	0	0	0	58
Pornography	5	5	3	6	3	7	4	0	1	2	0	36
Prostitution Offenses	3	3	5	2	3	0	1	1	1	0	0	19
Sodomy	2	1	5	6	2	0	1	1	0	1	0	19
Sexual Assault w/Object	1	1	2	1	2	3	0	1	1	1	0	13
Fondling	17	28	11	21	15	8	4	5	5	12	1	127
Incest	0	1	0	0	1	1	0	0	0	0	0	3
Statutory Rape	9	9	5	6	1	3	0	0	0	0	0	33
Stolen Property Offenses	25	52	37	35	41	18	15	12	6	2	2	245
Weapon Law Violations	21	54	36	44	28	29	22	14	7	6	1	262
Bad Checks	3	12	11	8	7	7	8	2	3	2	0	63
Curfew/Loitering/Vagrancy	0	4	2	3	0	0	1	3	1	0	0	14
Disorderly Conduct	90	262	227	207	143	133	98	81	58	55	9	1,363
DUI	252	1,261	1,195	987	825	718	642	546	460	375	57	7,318
Drunkenness	18	48	43	33	23	19	19	21	11	8	2	245
Nonviolent Family Offenses	51	159	179	152	140	81	45	47	28	23	4	909
Liquor Law Violations	613	462	99	73	55	69	63	81	49	40	2	1,606
Peeping Tom	0	0	0	1	1	0	0	0	0	1	0	3
Trespass of Real Property	46	118	98	85	79	38	53	65	51	40	5	678
All Other Offenses	1,393	3,931	3,087	2,561	1,985	1,256	1,027	863	440	325	66	16,934
Total	5,057	11,351	8,791	7,465	5,749	3,912	3,313	2,788	1,724	1,320	219	51,689

Idaho Arrests in 2015

Juvenile Arrests

Juvenile Arrest by Gender

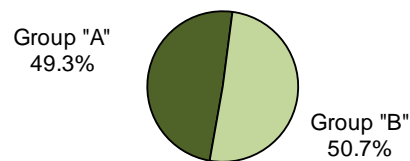
Offense	Male	Female
Murder	0	0
Negligent Manslaughter	1	0
Rape	14	0
Robbery	7	1
Aggravated Assault	111	21
Burglary/Breaking & Entering	213	48
Larceny/Theft Offenses	827	474
Motor Vehicle Theft	23	52
Arson	32	9
Simple Assault	524	256
Intimidation	4	24
Bribery	0	0
Counterfeiting/Forgery	1	0
Destruction of Property	319	69
Drug/Narcotic Violations	666	220
Drug Equipment Violations	247	110
Embezzlement	0	0
Extortion/Blackmail	1	0
Fraud Offenses	26	8
Gambling Offenses	0	0
Kidnapping/Abduction	4	0
Pornography/Obscene Material	19	10
Prostitution Offenses	0	0
Sodomy	8	0
Sexual Assault with Object	5	0
Fondling	47	3
Incest	1	0
Statutory Rape	4	0
Stolen Property Offenses	50	7
Weapon Law Violations	89	10
Bad Checks	0	2
Curfew/Loitering/Vagrancy	148	55
Disorderly Conduct	231	122
DUI	44	25
Drunkenness	30	22
Nonviolent Family Offenses	28	30
Liquor Law Violations	375	235
Peeping Tom	0	0
Runaway	571	682
Trespass of Real Property	72	15
All Other Offenses	1,419	593
Total	6,161	3,103

Total Juvenile Arrests

Reported Juvenile Arrests	9,264
Change from 2014	-.05%

Under the UCR guidelines, a juvenile is counted as "arrested" when the circumstances are such that if the juvenile were an adult, an arrest would have been reported. Any situation involving a juvenile, in lieu of an actual arrest, is summoned, cited, or notified to appear before a juvenile court or similar authority for a violation of the law, is reported as an arrest.

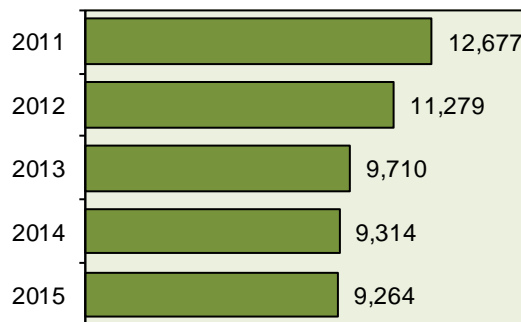
Juvenile Arrests by Category



45.3% of juvenile arrestees were between 13-15 years of age.

30.3% of juveniles arrested were handled within department (e.g., released to parents; released with warning) and not referred to other authorities, such as juvenile court.

Total Juvenile Arrests 5 Year Trend



Idaho Arrests in 2015

Juvenile Arrests by Age

Offenses	10 & Under	11-12	13-14	15	16	17	Total
Murder	0	0	0	0	0	0	0
Negligent Manslaughter	0	0	0	0	0	1	1
Rape	0	0	4	1	4	5	14
Robbery	0	0	0	1	5	2	8
Aggravated Assault	6	14	43	17	29	23	132
Burglary/B & E	1	20	84	52	72	32	261
Larceny/Theft Offenses	26	101	348	284	290	252	1,301
Motor Vehicle Theft	1	1	20	23	21	9	75
Arson	6	9	18	3	4	1	41
Simple Assault	37	96	248	134	142	123	780
Intimidation	1	1	14	4	2	6	28
Bribery	0	0	0	0	0	0	0
Counterfeiting/Forgery	0	0	0	0	0	1	1
Destruction of Property	24	36	135	69	73	51	388
Drug/Narcotic Violations	1	19	147	156	257	306	886
Drug Equipment Violations	0	4	50	87	87	129	357
Embezzlement	0	0	0	0	0	0	0
Extortion/Blackmail	1	0	0	0	0	0	1
Fraud Offenses	0	3	5	9	5	12	34
Gambling Offenses	0	0	0	0	0	0	0
Kidnaping/Abduction	0	0	2	0	0	2	4
Pornography	0	1	14	7	2	5	29
Prostitution Offenses	0	0	0	0	0	0	0
Sodomy	1	1	4	1	0	1	8
Sexual Assault w/Object	0	1	0	0	1	3	5
Fondling	2	5	18	10	6	9	50
Incest	1	0	0	0	0	0	1
Statutory Rape	1	0	1	0	0	2	4
Stolen Property Offenses	0	4	26	10	9	8	57
Weapon Law Violations	2	9	34	24	15	15	99
Bad Checks	0	0	0	0	0	2	2
Curfew/Loitering/Vagrancy	1	2	65	37	60	38	203
Disorderly Conduct	13	34	103	84	74	45	353
DUI	0	0	0	5	23	41	69
Drunkenness	0	2	10	11	16	13	52
Nonviolent Family Offenses	0	2	19	11	17	9	58
Liquor Law Violations	1	5	64	119	170	251	610
Peeping Tom	0	0	0	0	0	0	0
Runaways	9	44	355	290	336	219	1,253
Trespass of Real Property	1	3	23	15	25	20	87
All Other Offenses	17	69	439	441	515	531	2,012
Total	153	486	2,293	1,905	2,260	2,167	9,264

Idaho Arrests in 2015

Adult/Juvenile Arrests—5 Year Trend

Offense	2011		2012		2013		2014		2015	
	Adult	Juvenile	Adult	Juvenile	Adult	Juvenile	Adult	Juvenile	Adult	Juvenile
Murder	19	0	19	1	19	0	15	1	19	0
Neg. Manslaughter	0	0	1	0	2	0	2	0	5	1
Rape	70	12	83	8	71	17	69	12	86	14
Robbery	83	12	83	17	94	13	82	10	106	8
Aggravated Assault	1,111	143	1,147	141	1,190	126	1,108	81	1,202	132
Burglary/B&E	772	303	790	282	777	259	696	290	760	261
Larceny/Theft	4,218	2,201	4,077	1,844	3,982	1,455	4,056	1,360	4,125	1,301
Motor Vehicle Theft	122	77	123	74	106	76	123	84	146	75
Arson	18	38	22	57	24	36	26	37	23	41
Simple Assault	4,481	1,129	4,299	899	4,175	784	3,956	769	4,067	780
Intimidation	224	43	257	33	231	41	246	40	283	28
Bribery	0	0	1	0	1	0	2	0	1	0
Counterfeiting/Forgery	160	5	157	4	163	6	124	3	114	1
Destruction of Property	728	543	737	421	662	327	673	379	622	388
Drug/Narcotic Viol.	5,967	1,073	5,860	1,034	6,699	912	6,527	885	7,439	886
Drug Equipment Viol.	2,068	421	2,006	356	2,141	350	2,282	364	2,423	357
Embezzlement	65	2	50	1	50	2	58	2	45	3
Extortion/Blackmail	6	3	3	0	3	1	3	1	4	1
Fraud Offenses	279	26	312	25	294	22	277	34	271	31
Gambling Offenses	0	0	0	0	32	0	0	0	0	0
Kidnapping/Abduction	45	1	30	1	59	2	41	6	58	4
Pornography	25	9	18	14	25	10	23	11	36	29
Prostitution Offenses	18	0	27	0	13	1	17	0	19	0
Sodomy	6	4	10	13	10	6	7	14	19	8
Sexual Assault w/Object	13	4	13	2	17	10	15	8	13	5
Fondling	165	62	160	66	139	55	122	70	127	50
Incest	4	1	5	2	2	1	2	2	3	1
Statutory Rape	45	0	34	0	28	0	31	1	33	4
Stolen Property	207	50	176	46	218	33	196	35	245	57
Weapon Law Violations	360	104	395	132	317	119	268	86	262	99
Bad Checks	145	2	89	0	62	1	60	0	63	2
Curfew/Loiter/Vagrancy	15	434	8	378	9	338	21	279	14	203
Disorderly Conduct	1,887	570	1,787	403	1,716	298	1,400	266	1,363	353
DUI	9,551	122	9,023	118	8,039	90	7,371	74	7,318	69
Drunkenness	388	49	410	72	400	112	308	64	245	52
Nonviolent Family	766	12	704	8	726	8	875	40	909	58
Liquor Law Violations	3,447	1,220	3,001	1,025	2,405	762	1,872	605	1,606	610
Peeping Tom	10	1	3	0	1	2	3	0	3	0
Runaway	0	1,297	0	1,340	0	1,030	0	1,138	0	1,254
Trespass	641	133	685	119	662	87	663	81	678	87
All Other Offenses	18,932	2,571	18,007	2,343	17,640	2,318	17,225	2,182	16,934	2,011
Total	57,061	12,677	54,612	11,279	53,204	9,710	50,845	9,314	51,689	9,264
Total Arrests	69,738		65,891		62,914		60,159		60,953	