

Agency 2015 Crime Report

Cascade Police Department

Population: 917
County: Valley

Offense Overview

- Offense total 64
- % change from 2014 **4.9**
- # of cleared offenses 20
- Percent cleared 31.3

• Group "A" Crime Rate per 100,000 population 6979.3

• Summary based reporting crime rate per 100,000 population is calculated for other state crime comparisons only. 3053.4

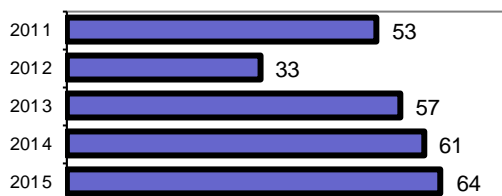
Arrest Overview

- Arrest total 29
- % change from 2014 **45.0**
- Adult arrest total 27
- Juvenile arrest total 2

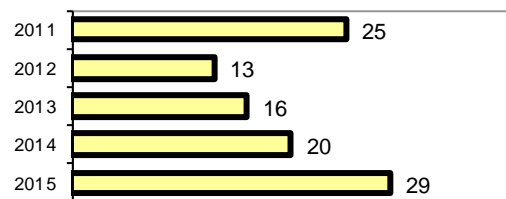
• Arrest Rate per 100,000 population 3162.5

Group "A" Offenses	Offenses		Arrests	
	# Reported	# Cleared	Adult	Juvenile
Murder	0	0	0	0
Negligent Manslaughter	0	0	0	0
Rape	0	0	0	0
Robbery	0	0	0	0
Aggravated Assault	3	3	1	0
Burglary	5	1	1	0
Larceny	20	3	3	0
Motor Vehicle Theft	0	0	0	0
Arson	0	0	0	0
Simple Assault	9	4	2	0
Intimidation	1	1	0	0
Bribery	0	0	0	0
Counterfeiting/Forgery	0	0	0	0
Vandalism	7	1	1	0
Drug/Narcotics	5	0	0	0
Drug Equipment	6	4	4	0
Embezzlement	0	0	0	0
Extortion/Blackmail	0	0	0	0
Fraud	5	1	0	0
Gambling	0	0	0	0
Kidnapping	0	0	0	0
Pornography	0	0	0	0
Prostitution	0	0	0	0
Sodomy	0	0	0	0
Sexual Assault w/Object	0	0	0	0
Fondling	0	0	0	0
Incest	0	0	0	0
Statutory Rape	0	0	0	0
Stolen Property	1	1	0	0
Weapon Law Violation	2	1	1	0
Total Group "A"	64	20	13	0

Total Offenses - 5 year trend



Total Arrests - 5 year trend



Group "B" Arrests	Arrests	
	Adult	Juvenile
Bad Checks	0	0
Curfew/Vagrancy	0	0
Disorderly Conduct	0	0
DUI	2	0
Drunkenness	2	0
Family Offense-nonviolent	0	0
Liquor Law Violation	0	1
Peeping Tom	0	0
Runaways	0	0
Trespass	0	0
All Other Offenses	10	1
Total Group "B"	14	2

Agency 2015 Crime Report

McCall Police Department

Population: 3,020
County: Valley

Offense Overview

- Offense total 295
- % change from 2014 4.2
- # of cleared offenses 129
- Percent cleared 43.7

- Group "A" Crime Rate per 100,000 population 9768.2

- Summary based reporting crime rate per 100,000 population is calculated for other state crime comparisons only. 3178.8

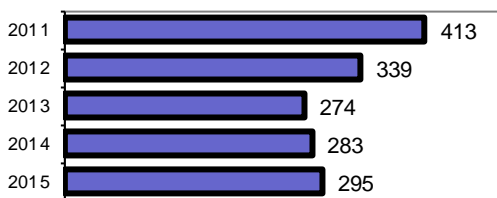
Arrest Overview

- Arrest total 199
- % change from 2014 2.6
- Adult arrest total 190
- Juvenile arrest total 9

- Arrest Rate per 100,000 population 6589.4

Group "A" Offenses	Offenses		Arrests	
	# Reported	# Cleared	Adult	Juvenile
Murder	0	0	0	0
Negligent Manslaughter	0	0	0	0
Rape	6	0	0	0
Robbery	0	0	0	0
Aggravated Assault	4	3	2	0
Burglary	26	3	1	0
Larceny	57	21	14	3
Motor Vehicle Theft	2	0	0	0
Arson	1	0	0	0
Simple Assault	71	46	18	0
Intimidation	3	1	0	0
Bribery	0	0	0	0
Counterfeiting/Forgery	2	0	0	0
Vandalism	38	8	0	0
Drug/Narcotics	33	23	15	1
Drug Equipment	25	20	8	0
Embezzlement	0	0	0	0
Extortion/Blackmail	0	0	0	0
Fraud	22	0	0	0
Gambling	0	0	0	0
Kidnapping	0	0	0	0
Pornography	0	0	0	0
Prostitution	0	0	0	0
Sodomy	0	0	0	0
Sexual Assault w/Object	0	0	0	0
Fondling	3	3	2	0
Incest	0	0	0	0
Statutory Rape	0	0	0	0
Stolen Property	1	0	0	0
Weapon Law Violation	1	1	0	0
Total Group "A"	295	129	60	4

Total Offenses - 5 year trend



Total Arrests - 5 year trend



Group "B" Arrests	Arrests	
	Adult	Juvenile
Bad Checks	0	0
Curfew/Vagrancy	0	0
Disorderly Conduct	0	0
DUI	50	0
Drunkenness	12	0
Family Offense-nonviolent	0	0
Liquor Law Violation	19	1
Peeping Tom	0	0
Runaways	0	0
Trespass	3	0
All Other Offenses	46	4
Total Group "B"	130	5

Agency 2015 Crime Report

Valley County Sheriff

Population: 5,924
County: Valley

Offense Overview

- Offense total 346
- % change from 2014 **26.7**
- # of cleared offenses 191
- Percent cleared 55.2

• Group "A" Crime Rate per 100,000 population 5840.6

• Summary based reporting crime rate per 100,000 population is calculated for other state crime comparisons only. 1384.2

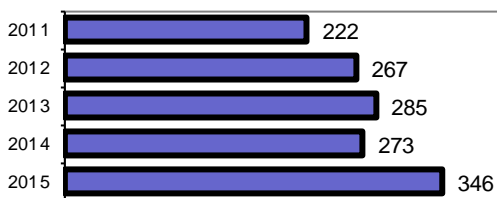
Arrest Overview

- Arrest total 313
- % change from 2014 **17.7**
- Adult arrest total 300
- Juvenile arrest total 13

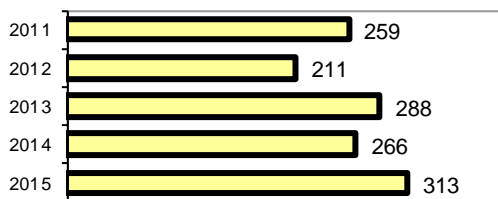
• Arrest Rate per 100,000 population 5283.6

Group "A" Offenses	Offenses		Arrests	
	# Reported	# Cleared	Adult	Juvenile
Murder	0	0	0	0
Negligent Manslaughter	0	0	0	0
Rape	6	2	0	0
Robbery	0	0	0	0
Aggravated Assault	13	11	4	1
Burglary	17	1	2	0
Larceny	43	4	1	0
Motor Vehicle Theft	2	0	0	0
Arson	1	0	0	0
Simple Assault	25	17	10	0
Intimidation	7	0	0	0
Bribery	0	0	0	0
Counterfeiting/Forgery	2	0	0	0
Vandalism	31	7	2	0
Drug/Narcotics	72	65	44	2
Drug Equipment	84	76	23	0
Embezzlement	0	0	0	0
Extortion/Blackmail	0	0	0	0
Fraud	27	0	0	0
Gambling	0	0	0	0
Kidnapping	1	1	1	0
Pornography	1	0	0	0
Prostitution	0	0	0	0
Sodomy	0	0	0	0
Sexual Assault w/Object	0	0	0	0
Fondling	3	0	0	0
Incest	0	0	0	0
Statutory Rape	0	0	0	0
Stolen Property	2	1	0	0
Weapon Law Violation	9	6	5	0
Total Group "A"	346	191	92	3

Total Offenses - 5 year trend



Total Arrests - 5 year trend



Group "B" Arrests	Arrests	
	Adult	Juvenile
Bad Checks	0	0
Curfew/Vagrancy	0	0
Disorderly Conduct	0	0
DUI	64	0
Drunkenness	5	0
Family Offense-nonviolent	0	0
Liquor Law Violation	13	9
Peeping Tom	0	0
Runaways	0	0
Trespass	2	0
All Other Offenses	124	1
Total Group "B"	208	10

Agency 2015 Crime Report

Valley County Total

Population: 9,861
County: Valley

Offense Overview

- Offense total 705
- % change from 2014 **14.3**
- # of cleared offenses 340
- Percent cleared 48.2

- Group "A" Crime Rate per 100,000 population 7149.4

- Summary based reporting crime rate per 100,000 population is calculated for other state crime comparisons only. 2089.0


Arrest Overview

- Arrest total 541
- % change from 2014 **12.7**
- Adult arrest total 517
- Juvenile arrest total 24

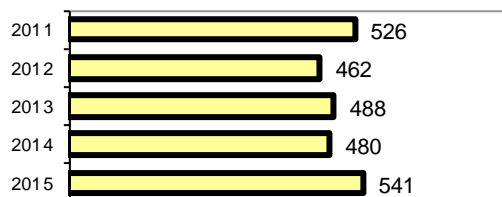
- Arrest Rate per 100,000 population 5486.3

Group "A" Offenses	Offenses		Arrests	
	# Reported	# Cleared	Adult	Juvenile
Murder	0	0	0	0
Negligent Manslaughter	0	0	0	0
Rape	12	2	0	0
Robbery	0	0	0	0
Aggravated Assault	20	17	7	1
Burglary	48	5	4	0
Larceny	120	28	18	3
Motor Vehicle Theft	4	0	0	0
Arson	2	0	0	0
Simple Assault	105	67	30	0
Intimidation	11	2	0	0
Bribery	0	0	0	0
Counterfeiting/Forgery	4	0	0	0
Vandalism	76	16	3	0
Drug/Narcotics	110	88	59	3
Drug Equipment	115	100	35	0
Embezzlement	0	0	0	0
Extortion/Blackmail	0	0	0	0
Fraud	54	1	0	0
Gambling	0	0	0	0
Kidnapping	1	1	1	0
Pornography	1	0	0	0
Prostitution	0	0	0	0
Sodomy	0	0	0	0
Sexual Assault w/Object	0	0	0	0
Fondling	6	3	2	0
Incest	0	0	0	0
Statutory Rape	0	0	0	0
Stolen Property	4	2	0	0
Weapon Law Violation	12	8	6	0
Total Group "A"	705	340	165	7

Total Offenses - 5 year trend



Total Arrests - 5 year trend



Group "B" Arrests	Arrests	
	Adult	Juvenile
Bad Checks	0	0
Curfew/Vagrancy	0	0
Disorderly Conduct	0	0
DUI	116	0
Drunkenness	19	0
Family Offense-nonviolent	0	0
Liquor Law Violation	32	11
Peeping Tom	0	0
Runaways	0	0
Trespass	5	0
All Other Offenses	180	6
Total Group "B"	352	17