

Agency 2016 Crime Report

Boise Police Department

Population: 220,749
County: Ada

Offense Overview

- Offense total 14,270
- % change from 2015 **8.0**
- # of cleared offenses 5,912
- Percent cleared 41.4

- Group "A" Crime Rate per 100,000 population 6464.4

- Summary based reporting crime rate per 100,000 population is calculated for other state crime comparisons only. 2644.2


Arrest Overview

- Arrest total 7,175
- % change from 2015 **0.6**
- Adult arrest total 5,775
- Juvenile arrest total 1,400


- Arrest Rate per 100,000 population 3250.3

Group "A" Offenses	Offenses		Arrests	
	# Reported	# Cleared	Adult	Juvenile
Murder	6	4	4	0
Negligent Manslaughter	0	0	0	0
Rape	90	37	11	7
Robbery	52	27	16	3
Aggravated Assault	470	293	159	9
Burglary	721	50	27	12
Larceny	4,115	883	611	234
Motor Vehicle Theft	338	59	27	12
Arson	45	6	2	4
Simple Assault	1,923	1,445	520	115
Intimidation	404	220	66	14
Bribery	1	1	0	0
Counterfeiting/Forgery	242	25	16	1
Vandalism	1,650	246	98	76
Drug/Narcotics	1,388	1,189	913	105
Drug Equipment	1,100	991	394	53
Embezzlement	30	17	18	4
Extortion/Blackmail	10	1	0	1
Fraud	1,229	143	70	9
Gambling	1	1	0	0
Kidnapping	61	41	3	1
Pornography	33	8	8	5
Prostitution	11	7	5	0
Sodomy	21	13	2	3
Sexual Assault w/Object	34	15	7	3
Fondling	62	34	11	6
Incest	1	1	2	2
Statutory Rape	20	10	5	2
Stolen Property	70	43	22	3
Weapon Law Violation	142	102	52	12
Total Group "A"	14,270	5,912	3,069	696

Total Offenses - 5 year trend



Total Arrests - 5 year trend



Group "B" Arrests	Arrests	
	Adult	Juvenile
Bad Checks	5	0
Curfew/Vagrancy	0	2
Disorderly Conduct	261	56
DUI	906	12
Drunkenness	99	0
Family Offense-nonviolent	21	2
Liquor Law Violation	143	39
Peeping Tom	0	0
Runaways	0	340
Trespass	236	14
All Other Offenses	1,035	239
Total Group "B"	2,706	704

Agency 2016 Crime Report

Garden City Police Department

Population: 11,667
County: Ada

Offense Overview

- Offense total 1,306
- % change from 2015 **10.5**
- # of cleared offenses 766
- Percent cleared 58.7

• Group "A" Crime Rate per 100,000 population 11194.0

• Summary based reporting crime rate per 100,000 population is calculated for other state crime comparisons only. 4337.0


Arrest Overview

- Arrest total 709
- % change from 2015 **-7.6**
- Adult arrest total 639
- Juvenile arrest total 70

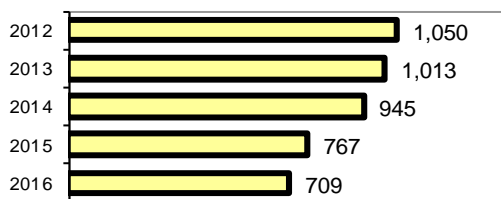
• Arrest Rate per 100,000 population 6077.0

Group "A" Offenses	Offenses		Arrests	
	# Reported	# Cleared	Adult	Juvenile
Murder	1	1	3	0
Negligent Manslaughter	0	0	0	0
Rape	10	4	2	0
Robbery	5	2	2	0
Aggravated Assault	59	44	9	1
Burglary	74	14	10	0
Larceny	329	105	56	21
Motor Vehicle Theft	27	9	6	1
Arson	1	0	0	0
Simple Assault	224	202	70	5
Intimidation	7	5	1	0
Bribery	0	0	0	0
Counterfeiting/Forgery	14	6	3	0
Vandalism	107	29	13	1
Drug/Narcotics	158	152	90	5
Drug Equipment	156	150	89	9
Embezzlement	12	6	3	0
Extortion/Blackmail	0	0	0	0
Fraud	69	7	3	0
Gambling	0	0	0	0
Kidnapping	0	0	0	0
Pornography	2	2	1	0
Prostitution	1	1	1	0
Sodomy	1	1	0	0
Sexual Assault w/Object	0	0	0	0
Fondling	19	12	3	2
Incest	0	0	0	0
Statutory Rape	0	0	0	0
Stolen Property	19	8	4	0
Weapon Law Violation	11	6	1	0
Total Group "A"	1,306	766	370	45

Total Offenses - 5 year trend



Total Arrests - 5 year trend



Group "B" Arrests	Arrests	
	Adult	Juvenile
Bad Checks	1	0
Curfew/Vagrancy	0	0
Disorderly Conduct	11	0
DUI	54	1
Drunkness	3	0
Family Offense-nonviolent	5	0
Liquor Law Violation	8	6
Peeping Tom	0	0
Runaways	0	9
Trespass	13	0
All Other Offenses	174	9
Total Group "B"	269	25

Agency 2016 Crime Report

Meridian Police Department

Population: 94,113
County: Ada

Offense Overview

- Offense total 3,980
- % change from 2015 **23.1**
- # of cleared offenses 1,804
- Percent cleared 45.3

- Group "A" Crime Rate per 100,000 population 4229.0

- Summary based reporting crime rate per 100,000 population is calculated for other state crime comparisons only. 1698.0


Arrest Overview

- Arrest total 2,329
- % change from 2015 **-5.9**
- Adult arrest total 1,589
- Juvenile arrest total 740

- Arrest Rate per 100,000 population 2474.7

Group "A" Offenses	Offenses		Arrests	
	# Reported	# Cleared	Adult	Juvenile
Murder	0	0	0	0
Negligent Manslaughter	0	0	0	0
Rape	15	5	0	3
Robbery	5	1	0	0
Aggravated Assault	79	49	23	5
Burglary	219	24	16	5
Larceny	1,206	376	170	141
Motor Vehicle Theft	65	10	3	5
Arson	9	1	1	2
Simple Assault	439	253	140	50
Intimidation	70	30	6	9
Bribery	0	0	0	0
Counterfeiting/Forgery	55	9	2	0
Vandalism	311	61	9	41
Drug/Narcotics	481	419	343	118
Drug Equipment	508	451	130	25
Embezzlement	12	2	2	0
Extortion/Blackmail	3	0	0	0
Fraud	346	23	18	2
Gambling	0	0	0	0
Kidnapping	10	6	0	0
Pornography	19	8	1	8
Prostitution	0	0	0	0
Sodomy	5	3	2	0
Sexual Assault w/Object	5	2	2	1
Fondling	11	0	1	1
Incest	0	0	0	0
Statutory Rape	4	1	0	1
Stolen Property	47	28	5	8
Weapon Law Violation	56	42	5	15
Total Group "A"	3,980	1,804	879	440

Total Offenses - 5 year trend



Total Arrests - 5 year trend



Group "B" Arrests	Arrests	
	Adult	Juvenile
Bad Checks	0	0
Curfew/Vagrancy	0	12
Disorderly Conduct	31	21
DUI	341	4
Drunkenness	5	1
Family Offense-nonviolent	8	0
Liquor Law Violation	38	38
Peeping Tom	0	0
Runaways	0	95
Trespass	14	10
All Other Offenses	273	119
Total Group "B"	710	300

Agency 2016 Crime Report

Ada County Sheriff

Population: 119,096
County: Ada

Offense Overview

- Offense total 2,928
- % change from 2015 **0.0**
- # of cleared offenses 1,778
- Percent cleared 60.7

- Group "A" Crime Rate per 100,000 population 2458.5

- Summary based reporting crime rate per 100,000 population is calculated for other state crime comparisons only. 808.6

Arrest Overview

- Arrest total 4,058
- % change from 2015 **-11.2**
- Adult arrest total 3,776
- Juvenile arrest total 282

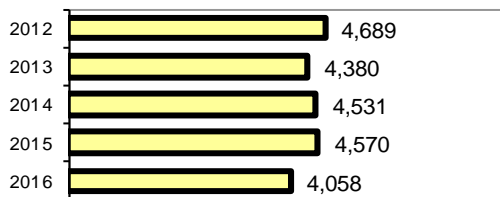
- Arrest Rate per 100,000 population 3407.3

Group "A" Offenses	Offenses		Arrests	
	# Reported	# Cleared	Adult	Juvenile
Murder	1	0	0	0
Negligent Manslaughter	0	0	0	0
Rape	26	15	9	3
Robbery	13	6	7	0
Aggravated Assault	143	115	84	4
Burglary	168	56	17	2
Larceny	554	193	57	26
Motor Vehicle Theft	49	20	2	3
Arson	9	5	2	0
Simple Assault	532	399	130	39
Intimidation	83	47	9	4
Bribery	0	0	0	0
Counterfeiting/Forgery	37	17	9	0
Vandalism	173	56	11	7
Drug/Narcotics	466	364	323	42
Drug Equipment	451	365	79	7
Embezzlement	7	6	8	0
Extortion/Blackmail	3	0	0	0
Fraud	99	44	25	1
Gambling	0	0	0	0
Kidnapping	11	8	2	0
Pornography	3	1	2	0
Prostitution	0	0	0	0
Sodomy	28	16	4	3
Sexual Assault w/Object	9	3	2	0
Fondling	21	19	7	1
Incest	0	0	0	0
Statutory Rape	1	1	0	0
Stolen Property	10	4	1	0
Weapon Law Violation	31	18	10	2
Total Group "A"	2,928	1,778	800	144

Total Offenses - 5 year trend



Total Arrests - 5 year trend



Group "B" Arrests	Arrests	
	Adult	Juvenile
Bad Checks	3	0
Curfew/Vagrancy	0	4
Disorderly Conduct	14	3
DUI	305	1
Drunkenness	1	0
Family Offense-nonviolent	9	0
Liquor Law Violation	20	7
Peeping Tom	0	0
Runaways	0	82
Trespass	18	3
All Other Offenses	2,606	38
Total Group "B"	2,976	138

Agency 2016 Crime Report

Ada County Total

Population: 445,625
County: Ada

Offense Overview

- Offense total 22,484
- % change from 2015 **9.3**
- # of cleared offenses 10,260
- Percent cleared 45.6

• Group "A" Crime Rate per 100,000 population 5045.5

• Summary based reporting crime rate per 100,000 population is calculated for other state crime comparisons only. 1998.1


Arrest Overview

- Arrest total 14,271
- % change from 2015 **-4.5**
- Adult arrest total 11,779
- Juvenile arrest total 2,492

• Arrest Rate per 100,000 population 3202.5

Group "A" Offenses	Offenses		Arrests	
	# Reported	# Cleared	Adult	Juvenile
Murder	8	5	7	0
Negligent Manslaughter	0	0	0	0
Rape	141	61	22	13
Robbery	75	36	25	3
Aggravated Assault	751	501	275	19
Burglary	1,182	144	70	19
Larceny	6,204	1,557	894	422
Motor Vehicle Theft	479	98	38	21
Arson	64	12	5	6
Simple Assault	3,118	2,299	860	209
Intimidation	564	302	82	27
Bribery	1	1	0	0
Counterfeiting/Forgery	348	57	30	1
Vandalism	2,241	392	131	125
Drug/Narcotics	2,493	2,124	1,669	270
Drug Equipment	2,215	1,957	692	94
Embezzlement	61	31	31	4
Extortion/Blackmail	16	1	0	1
Fraud	1,743	217	116	12
Gambling	1	1	0	0
Kidnapping	82	55	5	1
Pornography	57	19	12	13
Prostitution	12	8	6	0
Sodomy	55	33	8	6
Sexual Assault w/Object	48	20	11	4
Fondling	113	65	22	10
Incest	1	1	2	2
Statutory Rape	25	12	5	3
Stolen Property	146	83	32	11
Weapon Law Violation	240	168	68	29
Total Group "A"	22,484	10,260	5,118	1,325

Total Offenses - 5 year trend



Total Arrests - 5 year trend



Group "B" Arrests	Arrests	
	Adult	Juvenile
Bad Checks	9	0
Curfew/Vagrancy	0	18
Disorderly Conduct	317	80
DUI	1,606	18
Drunkenness	108	1
Family Offense-nonviolent	43	2
Liquor Law Violation	209	90
Peeping Tom	0	0
Runaways	0	526
Trespass	281	27
All Other Offenses	4,088	405
Total Group "B"	6,661	1,167