

# Agency 2016 Crime Report

## Coeur d'Alene Police Department

Population: 50,155  
County: Kootenai

### Offense Overview

- Offense total 3,813
- % change from 2015 **6.3**
- # of cleared offenses 2,107
- Percent cleared 55.3

- Group "A" Crime Rate per 100,000 population 7602.4

- Summary based reporting crime rate per 100,000 population is calculated for other state crime comparisons only. 3224.0


### Arrest Overview

- Arrest total 2,653
- % change from 2015 **3.3**
- Adult arrest total 2,319
- Juvenile arrest total 334

- Arrest Rate per 100,000 population 5289.6

Group "A" Offenses	Offenses		Arrests	
	# Reported	# Cleared	Adult	Juvenile
Murder	1	1	0	0
Negligent Manslaughter	0	0	0	0
Rape	40	20	5	1
Robbery	13	8	7	0
Aggravated Assault	110	90	57	3
Burglary	199	48	31	3
Larceny	1,144	272	190	49
Motor Vehicle Theft	92	29	10	1
Arson	18	6	0	7
Simple Assault	640	545	239	48
Intimidation	81	64	23	2
Bribery	0	0	0	0
Counterfeiting/Forgery	48	13	7	0
Vandalism	349	76	31	9
Drug/Narcotics	444	425	395	28
Drug Equipment	393	380	109	12
Embezzlement	20	13	9	1
Extortion/Blackmail	0	0	0	0
Fraud	96	25	10	1
Gambling	0	0	0	0
Kidnapping	9	7	5	0
Pornography	16	7	5	1
Prostitution	0	0	0	0
Sodomy	5	5	1	2
Sexual Assault w/Object	2	1	0	0
Fondling	32	20	4	5
Incest	0	0	0	0
Statutory Rape	5	1	1	0
Stolen Property	25	25	20	2
Weapon Law Violation	31	26	7	4
<b>Total Group "A"</b>	<b>3,813</b>	<b>2,107</b>	<b>1,166</b>	<b>179</b>

**Total Offenses - 5 year trend**



**Total Arrests - 5 year trend**



Group "B" Arrests	Arrests	
	Adult	Juvenile
Bad Checks	4	0
Curfew/Vagrancy	5	2
Disorderly Conduct	68	8
DUI	278	3
Drunkenness	0	0
Family Offense-nonviolent	83	1
Liquor Law Violation	95	11
Peeping Tom	0	0
Runaways	0	57
Trespass	27	2
All Other Offenses	593	71
<b>Total Group "B"</b>	<b>1,153</b>	<b>155</b>

# Agency 2016 Crime Report

## Post Falls Police Department

Population: 31,026  
County: Kootenai

### Offense Overview

- Offense total 1,759
- % change from 2015 **3.0**
- # of cleared offenses 1,012
- Percent cleared 57.5

- Group "A" Crime Rate per 100,000 population 5669.4

- Summary based reporting crime rate per 100,000 population is calculated for other state crime comparisons only. 2717.1

### Arrest Overview

- Arrest total 1,188
- % change from 2015 **1.4**
- Adult arrest total 1,025
- Juvenile arrest total 163

- Arrest Rate per 100,000 population 3829.0

Group "A" Offenses	Offenses		Arrests	
	# Reported	# Cleared	Adult	Juvenile
Murder	0	0	0	0
Negligent Manslaughter	0	0	0	0
Rape	6	5	4	0
Robbery	6	5	4	1
Aggravated Assault	59	54	43	4
Burglary	118	24	21	2
Larceny	612	233	213	22
Motor Vehicle Theft	39	12	7	0
Arson	3	1	1	0
Simple Assault	190	182	129	17
Intimidation	15	12	9	0
Bribery	0	0	0	0
Counterfeiting/Forgery	23	15	14	0
Vandalism	229	60	28	10
Drug/Narcotics	163	159	123	21
Drug Equipment	155	153	38	6
Embezzlement	3	3	1	0
Extortion/Blackmail	2	2	1	0
Fraud	68	33	24	3
Gambling	1	0	0	0
Kidnapping	2	2	1	0
Pornography	7	6	4	1
Prostitution	2	1	0	0
Sodomy	0	0	0	0
Sexual Assault w/Object	0	0	0	0
Fondling	6	4	6	0
Incest	1	1	0	0
Statutory Rape	9	8	4	1
Stolen Property	21	19	17	0
Weapon Law Violation	19	18	7	6
<b>Total Group "A"</b>	<b>1,759</b>	<b>1,012</b>	<b>699</b>	<b>94</b>

**Total Offenses - 5 year trend**



**Total Arrests - 5 year trend**



Group "B" Arrests	Arrests	
	Adult	Juvenile
Bad Checks	1	0
Curfew/Vagrancy	1	2
Disorderly Conduct	8	0
DUI	109	1
Drunkenness	1	1
Family Offense-nonviolent	13	0
Liquor Law Violation	14	5
Peeping Tom	2	0
Runaways	0	22
Trespass	5	0
All Other Offenses	172	38
<b>Total Group "B"</b>	<b>326</b>	<b>69</b>

# Agency 2016 Crime Report

## Rathdrum Police Department

Population: 7,681  
County: Kootenai

### Offense Overview

- Offense total 412
- % change from 2015 36.9
- # of cleared offenses 163
- Percent cleared 39.6

- Group "A" Crime Rate per 100,000 population 5363.9

- Summary based reporting crime rate per 100,000 population is calculated for other state crime comparisons only. 2642.9

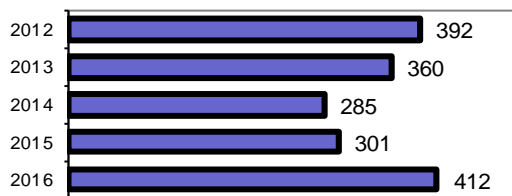
### Arrest Overview

- Arrest total 211
- % change from 2015 2.9
- Adult arrest total 166
- Juvenile arrest total 45

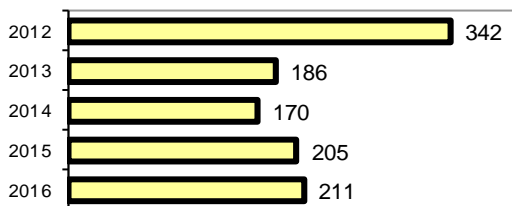
- Arrest Rate per 100,000 population 2747.0

Group "A" Offenses	Offenses		Arrests	
	# Reported	# Cleared	Adult	Juvenile
Murder	0	0	0	0
Negligent Manslaughter	0	0	0	0
Rape	1	0	0	0
Robbery	2	0	0	0
Aggravated Assault	5	3	3	0
Burglary	52	4	2	1
Larceny	129	38	30	11
Motor Vehicle Theft	14	1	0	0
Arson	0	0	0	0
Simple Assault	60	46	27	7
Intimidation	4	2	0	0
Bribery	0	0	0	0
Counterfeiting/Forgery	2	1	1	0
Vandalism	52	6	1	4
Drug/Narcotics	35	25	17	6
Drug Equipment	36	30	8	2
Embezzlement	0	0	0	0
Extortion/Blackmail	0	0	0	0
Fraud	2	0	0	0
Gambling	0	0	0	0
Kidnapping	0	0	0	0
Pornography	0	0	0	0
Prostitution	0	0	0	0
Sodomy	0	0	0	0
Sexual Assault w/Object	0	0	0	0
Fondling	8	3	1	1
Incest	0	0	0	0
Statutory Rape	1	0	0	0
Stolen Property	4	2	0	0
Weapon Law Violation	5	2	0	0
<b>Total Group "A"</b>	<b>412</b>	<b>163</b>	<b>90</b>	<b>32</b>

**Total Offenses - 5 year trend**



**Total Arrests - 5 year trend**



Group "B" Arrests	Arrests	
	Adult	Juvenile
Bad Checks	0	0
Curfew/Vagrancy	0	0
Disorderly Conduct	5	4
DUI	39	0
Drunkenness	0	0
Family Offense-nonviolent	0	0
Liquor Law Violation	0	1
Peeping Tom	0	0
Runaways	0	3
Trespass	0	0
All Other Offenses	32	5
<b>Total Group "B"</b>	<b>76</b>	<b>13</b>

# Agency 2016 Crime Report

## Spirit Lake Police Department

Population: 2,117  
County: Kootenai

### Offense Overview


- Offense total 90
- % change from 2015 **-3.2**
- # of cleared offenses 35
- Percent cleared 38.9
  
- Group "A" Crime Rate per 100,000 population 4251.3
  
- Summary based reporting crime rate per 100,000 population is calculated for other state crime comparisons only. 1228.2

### Arrest Overview

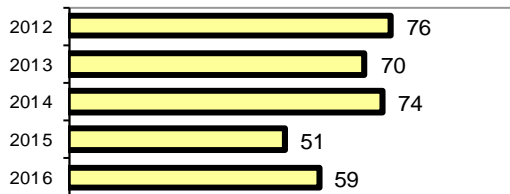
- Arrest total 59
- % change from 2015 **15.7**
- Adult arrest total 52
- Juvenile arrest total 7
  
- Arrest Rate per 100,000 population 2787.0

Group "A" Offenses	Offenses		Arrests	
	# Reported	# Cleared	Adult	Juvenile
Murder	0	0	0	0
Negligent Manslaughter	0	0	0	0
Rape	0	0	0	0
Robbery	0	0	0	0
Aggravated Assault	1	0	0	0
Burglary	6	1	0	0
Larceny	17	2	1	1
Motor Vehicle Theft	2	0	0	0
Arson	0	0	0	0
Simple Assault	15	10	3	1
Intimidation	0	0	0	0
Bribery	0	0	0	0
Counterfeiting/Forgery	1	0	0	0
Vandalism	20	5	1	0
Drug/Narcotics	13	8	5	4
Drug Equipment	10	7	1	0
Embezzlement	0	0	0	0
Extortion/Blackmail	0	0	0	0
Fraud	0	0	0	0
Gambling	0	0	0	0
Kidnapping	1	1	0	0
Pornography	0	0	0	0
Prostitution	0	0	0	0
Sodomy	0	0	0	0
Sexual Assault w/Object	0	0	0	0
Fondling	0	0	0	0
Incest	0	0	0	0
Statutory Rape	2	1	0	0
Stolen Property	0	0	0	0
Weapon Law Violation	2	0	0	0
<b>Total Group "A"</b>	<b>90</b>	<b>35</b>	<b>11</b>	<b>6</b>

**Total Offenses - 5 year trend**



**Total Arrests - 5 year trend**



Group "B" Arrests	Arrests	
	Adult	Juvenile
Bad Checks	0	0
Curfew/Vagrancy	0	0
Disorderly Conduct	5	0
DUI	2	0
Drunkenness	0	0
Family Offense-nonviolent	2	0
Liquor Law Violation	0	0
Peeping Tom	0	0
Runaways	0	0
Trespass	1	0
All Other Offenses	31	1
<b>Total Group "B"</b>	<b>41</b>	<b>1</b>

# Agency 2016 Crime Report

## Kootenai County Sheriff

Population: 62,722  
County: Kootenai

### Offense Overview

- Offense total 3,536
- % change from 2015 7.7
- # of cleared offenses 1,984
- Percent cleared 56.1

- Group "A" Crime Rate per 100,000 population 5637.6

- Summary based reporting crime rate per 100,000 population is calculated for other state crime comparisons only. 2125.3

### Arrest Overview

- Arrest total 3,436
- % change from 2015 2.4
- Adult arrest total 3,142
- Juvenile arrest total 294


- Arrest Rate per 100,000 population 5478.1

Group "A" Offenses	Offenses		Arrests	
	# Reported	# Cleared	Adult	Juvenile
Murder	6	0	1	0
Negligent Manslaughter	3	0	0	0
Rape	17	7	2	0
Robbery	6	2	4	0
Aggravated Assault	76	58	31	3
Burglary	334	61	34	12
Larceny	821	207	136	15
Motor Vehicle Theft	62	22	6	1
Arson	11	3	2	0
Simple Assault	495	429	171	17
Intimidation	30	17	2	0
Bribery	0	0	0	0
Counterfeiting/Forgery	18	5	2	0
Vandalism	430	116	17	6
Drug/Narcotics	521	473	455	49
Drug Equipment	572	516	50	4
Embezzlement	1	0	0	0
Extortion/Blackmail	0	0	0	0
Fraud	36	3	0	0
Gambling	0	0	0	0
Kidnapping	4	3	1	0
Pornography	7	1	1	0
Prostitution	0	0	0	0
Sodomy	0	0	0	0
Sexual Assault w/Object	1	1	0	0
Fondling	27	11	7	1
Incest	1	0	0	0
Statutory Rape	0	0	0	0
Stolen Property	22	18	8	2
Weapon Law Violation	35	31	11	4
<b>Total Group "A"</b>	<b>3,536</b>	<b>1,984</b>	<b>941</b>	<b>114</b>

**Total Offenses - 5 year trend**



**Total Arrests - 5 year trend**



Group "B" Arrests	Arrests	
	Adult	Juvenile
Bad Checks	2	0
Curfew/Vagrancy	0	0
Disorderly Conduct	60	11
DUI	282	2
Drunkenness	0	0
Family Offense-nonviolent	39	0
Liquor Law Violation	34	10
Peeping Tom	0	0
Runaways	0	38
Trespass	22	1
All Other Offenses	1,762	118
<b>Total Group "B"</b>	<b>2,201</b>	<b>180</b>

# Agency 2016 Crime Report

## Kootenai County Total

Population: 153,701  
County: Kootenai

### Offense Overview

- Offense total 9,610
- % change from 2015 7.1
- # of cleared offenses 5,301
- Percent cleared 55.2

- Group "A" Crime Rate per 100,000 population 6252.4

- Summary based reporting crime rate per 100,000 population is calculated for other state crime comparisons only. 2616.8


### Arrest Overview

- Arrest total 7,547
- % change from 2015 2.7
- Adult arrest total 6,704
- Juvenile arrest total 843

- Arrest Rate per 100,000 population 4910.2

Group "A" Offenses	Offenses		Arrests	
	# Reported	# Cleared	Adult	Juvenile
Murder	7	1	1	0
Negligent Manslaughter	3	0	0	0
Rape	64	32	11	1
Robbery	27	15	15	1
Aggravated Assault	251	205	134	10
Burglary	709	138	88	18
Larceny	2,723	752	570	98
Motor Vehicle Theft	209	64	23	2
Arson	32	10	3	7
Simple Assault	1,400	1,212	569	90
Intimidation	130	95	34	2
Bribery	0	0	0	0
Counterfeiting/Forgery	92	34	24	0
Vandalism	1,080	263	78	29
Drug/Narcotics	1,176	1,090	995	108
Drug Equipment	1,166	1,086	206	24
Embezzlement	24	16	10	1
Extortion/Blackmail	2	2	1	0
Fraud	202	61	34	4
Gambling	1	0	0	0
Kidnapping	16	13	7	0
Pornography	30	14	10	2
Prostitution	2	1	0	0
Sodomy	5	5	1	2
Sexual Assault w/Object	3	2	0	0
Fondling	73	38	18	7
Incest	2	1	0	0
Statutory Rape	17	10	5	1
Stolen Property	72	64	45	4
Weapon Law Violation	92	77	25	14
<b>Total Group "A"</b>	<b>9,610</b>	<b>5,301</b>	<b>2,907</b>	<b>425</b>

**Total Offenses - 5 year trend**



**Total Arrests - 5 year trend**



Group "B" Arrests	Arrests	
	Adult	Juvenile
Bad Checks	7	0
Curfew/Vagrancy	6	4
Disorderly Conduct	146	23
DUI	710	6
Drunkenness	1	1
Family Offense-nonviolent	137	1
Liquor Law Violation	143	27
Peeping Tom	2	0
Runaways	0	120
Trespass	55	3
All Other Offenses	2,590	233
<b>Total Group "B"</b>	<b>3,797</b>	<b>418</b>