

Agency 2016 Crime Report

American Falls Police Department

Population: 4,291
County: Power

Offense Overview

- Offense total 185
- % change from 2015 **23.3**
- # of cleared offenses 99
- Percent cleared 53.5

• Group "A" Crime Rate per 100,000 population 4311.3

• Summary based reporting crime rate per 100,000 population is calculated for other state crime comparisons only. 1911.0


Arrest Overview

- Arrest total 138
- % change from 2015 **-4.2**
- Adult arrest total 110
- Juvenile arrest total 28

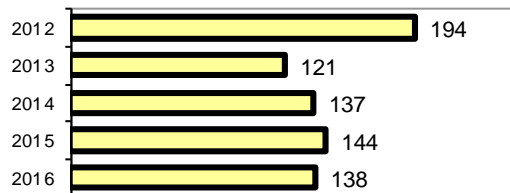
• Arrest Rate per 100,000 population 3216.0

Group "A" Offenses	Offenses		Arrests	
	# Reported	# Cleared	Adult	Juvenile
Murder	0	0	0	0
Negligent Manslaughter	0	0	0	0
Rape	1	1	1	0
Robbery	0	0	0	0
Aggravated Assault	8	8	7	0
Burglary	18	10	3	0
Larceny	48	17	11	1
Motor Vehicle Theft	7	4	2	0
Arson	0	0	0	0
Simple Assault	27	25	15	2
Intimidation	1	1	1	0
Bribery	0	0	0	0
Counterfeiting/Forgery	1	0	0	0
Vandalism	35	3	2	1
Drug/Narcotics	15	12	9	10
Drug Equipment	15	12	2	2
Embezzlement	0	0	0	0
Extortion/Blackmail	0	0	0	0
Fraud	2	0	0	0
Gambling	0	0	0	0
Kidnapping	0	0	0	0
Pornography	0	0	0	0
Prostitution	0	0	0	0
Sodomy	1	1	0	0
Sexual Assault w/Object	0	0	0	0
Fondling	4	3	0	0
Incest	0	0	0	0
Statutory Rape	0	0	0	0
Stolen Property	0	0	0	0
Weapon Law Violation	2	2	1	0
Total Group "A"	185	99	54	16

Total Offenses - 5 year trend



Total Arrests - 5 year trend



Group "B" Arrests	Arrests	
	Adult	Juvenile
Bad Checks	1	0
Curfew/Vagrancy	0	0
Disorderly Conduct	0	0
DUI	14	0
Drunkenness	2	0
Family Offense-nonviolent	0	0
Liquor Law Violation	6	8
Peeping Tom	0	0
Runaways	0	0
Trespass	2	0
All Other Offenses	31	4
Total Group "B"	56	12

Agency 2016 Crime Report

Power County Sheriff

Population: 3,351
County: Power

Offense Overview

- Offense total 55
- % change from 2015 **-33.7**
- # of cleared offenses 15
- Percent cleared 27.3

- Group "A" Crime Rate per 100,000 population 1641.3

- Summary based reporting crime rate per 100,000 population is calculated for other state crime comparisons only. 865.4

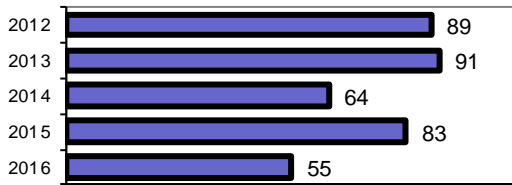
Arrest Overview

- Arrest total 91
- % change from 2015 **-36.8**
- Adult arrest total 86
- Juvenile arrest total 5

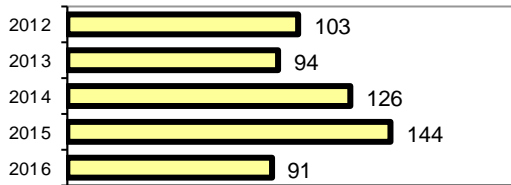
- Arrest Rate per 100,000 population 2715.6

Group "A" Offenses	Offenses		Arrests	
	# Reported	# Cleared	Adult	Juvenile
Murder	0	0	0	0
Negligent Manslaughter	0	0	0	0
Rape	0	0	0	0
Robbery	0	0	0	0
Aggravated Assault	0	0	0	0
Burglary	5	0	0	0
Larceny	18	1	1	0
Motor Vehicle Theft	4	0	0	0
Arson	2	1	1	0
Simple Assault	7	5	4	1
Intimidation	0	0	0	0
Bribery	0	0	0	0
Counterfeiting/Forgery	0	0	0	0
Vandalism	8	0	0	0
Drug/Narcotics	5	4	2	1
Drug Equipment	3	3	0	0
Embezzlement	0	0	0	0
Extortion/Blackmail	0	0	0	0
Fraud	2	1	0	0
Gambling	0	0	0	0
Kidnapping	0	0	0	0
Pornography	0	0	0	0
Prostitution	0	0	0	0
Sodomy	0	0	0	0
Sexual Assault w/Object	0	0	0	0
Fondling	0	0	0	0
Incest	0	0	0	0
Statutory Rape	0	0	0	0
Stolen Property	1	0	0	0
Weapon Law Violation	0	0	0	0
Total Group "A"	55	15	8	2

Total Offenses - 5 year trend



Total Arrests - 5 year trend



Group "B" Arrests	Arrests	
	Adult	Juvenile
Bad Checks	0	0
Curfew/Vagrancy	0	0
Disorderly Conduct	0	0
DUI	8	0
Drunkenness	0	0
Family Offense-nonviolent	0	0
Liquor Law Violation	4	3
Peeping Tom	0	0
Runaways	0	0
Trespass	0	0
All Other Offenses	66	0
Total Group "B"	78	3

Agency 2016 Crime Report

Power County Total

Population: 7,642
County: Power

Offense Overview

- Offense total 240
- % change from 2015 3.0
- # of cleared offenses 114
- Percent cleared 47.5

- Group "A" Crime Rate per 100,000 population 3140.5

- Summary based reporting crime rate per 100,000 population is calculated for other state crime comparisons only. 1452.5


Arrest Overview

- Arrest total 229
- % change from 2015 -20.5
- Adult arrest total 196
- Juvenile arrest total 33

- Arrest Rate per 100,000 population 2996.6

Group "A" Offenses	Offenses		Arrests	
	# Reported	# Cleared	Adult	Juvenile
Murder	0	0	0	0
Negligent Manslaughter	0	0	0	0
Rape	1	1	1	0
Robbery	0	0	0	0
Aggravated Assault	8	8	7	0
Burglary	23	10	3	0
Larceny	66	18	12	1
Motor Vehicle Theft	11	4	2	0
Arson	2	1	1	0
Simple Assault	34	30	19	3
Intimidation	1	1	1	0
Bribery	0	0	0	0
Counterfeiting/Forgery	1	0	0	0
Vandalism	43	3	2	1
Drug/Narcotics	20	16	11	11
Drug Equipment	18	15	2	2
Embezzlement	0	0	0	0
Extortion/Blackmail	0	0	0	0
Fraud	4	1	0	0
Gambling	0	0	0	0
Kidnapping	0	0	0	0
Pornography	0	0	0	0
Prostitution	0	0	0	0
Forcible	1	1	0	0
Sexual Assault w/Object	0	0	0	0
Fondling	4	3	0	0
Incest	0	0	0	0
Statutory Rape	0	0	0	0
Stolen Property	1	0	0	0
Weapon Law Violation	2	2	1	0
Total Group "A"	240	114	62	18

Total Offenses - 5 year trend



Total Arrests - 5 year trend



Group "B" Arrests	Arrests	
	Adult	Juvenile
Bad Checks	1	0
Curfew/Vagrancy	0	0
Disorderly Conduct	0	0
DUI	22	0
Drunkenness	2	0
Family Offense-nonviolent	0	0
Liquor Law Violation	10	11
Peeping Tom	0	0
Runaways	0	0
Trespass	2	0
All Other Offenses	97	4
Total Group "B"	134	15