

# Agency 2017 Crime Report

## JEROME Police Department

Population: 11,380  
County: Jerome

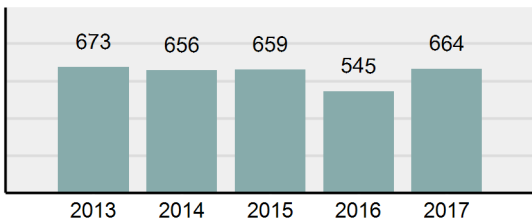
### Offense Overview

- Offense Total 664
- % change from 2016 **21.83%**
- # of cleared offenses 335
- Percent Cleared 50.45%
- Group "A" Crime Rate per 100,000 population 5,834.80
- Summary based reporting crime rate per 100,000 populated is calculated for other state crime comparisons only. 2,495.61

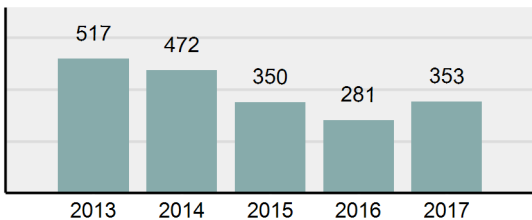
### Arrest Overview

- Arrest Total 353
- % change from 2016 **25.62%**
- Adult Arrest total 280
- Juvenile Arrest total 73
- Arrest Rate per 100,000 population 3,101.93

**Total Offenses - 5 year trend**



**Total Arrests - 5 year trend**



Group "A" Offenses	Offenses		Arrests	
	# Reported	# Cleared	Adult	Juvenile
Murder	0	0	0	0
Negligent Manslaughter	0	0	0	0
Rape	6	3	0	0
Sodomy	4	1	0	0
Sexual Assault w/Obj	0	0	0	0
Fondling	4	2	4	1
Aggravated Assault	15	14	7	1
Simple Assault	98	71	25	6
Intimidation	12	7	4	0
Kidnapping	3	2	0	0
Incest	0	0	0	0
Statutory Rape	3	1	0	0
Robbery	5	3	0	0
Burglary/Breaking and Entering	60	7	6	4
Larceny/Theft Offenses	177	70	62	10
Motor Vehicle Theft	19	7	4	1
Arson	2	1	1	0
Destruction Of Property	84	20	6	3
Counterfeiting/Forgery	4	1	1	0
Fraud Offenses	39	6	4	0
Embezzlement	5	3	0	0
Extortion/Blackmail	1	0	0	0
Bribery	0	0	0	0
Stolen Property Offenses	2	2	1	1
Drug/Narcotic Violations	55	53	43	11
Drug Equipment Violations	54	53	12	3
Gambling Offenses	0	0	0	0
Pornography/Obscene Material	3	1	0	0
Prostitution Offenses	0	0	0	0
Weapons Law Violations	9	7	0	4
<b>Total Group "A"</b>	<b>664</b>	<b>335</b>	<b>180</b>	<b>45</b>

Group "B" Arrests	Arrests	
	Adult	Juvenile
Runaway	0	15
Bad Checks	0	0
Curfew/Loitering/Vagrancy Violations	0	0
Disorderly Conduct	24	2
DUI	36	0
Drunkenness	0	0
Family Offenses, Nonviolent	17	0
Liquor Law Violations	9	8
Peeping Tom	0	0
Trespass of Real Property	1	0
All Other Offenses	13	3
<b>Total Group "B"</b>	<b>100</b>	<b>28</b>

# Agency 2017 Crime Report

## JEROME County Sheriff's Office

Population: 11,892  
County: Jerome

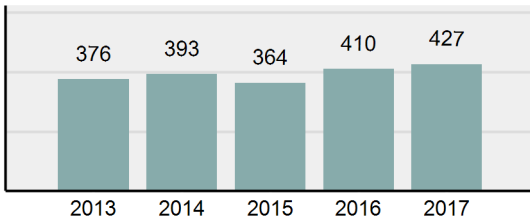
### Offense Overview

- Offense Total 427
- % change from 2016 **4.15%**
- # of cleared offenses 204
- Percent Cleared 47.78%
- Group "A" Crime Rate per 100,000 population 3,590.65
- Summary based reporting crime rate per 100,000 populated is calculated for other state crime comparisons only. 1,236.13

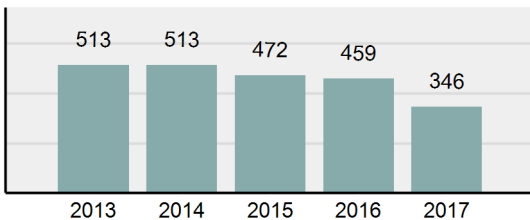
### Arrest Overview

- Arrest Total 346
- % change from 2016 **-24.62%**
- Adult Arrest total 321
- Juvenile Arrest total 25
- Arrest Rate per 100,000 population 2,909.52

**Total Offenses - 5 year trend**



**Total Arrests - 5 year trend**



Group "A" Offenses	Offenses		Arrests	
	# Reported	# Cleared	Adult	Juvenile
Murder	0	0	0	0
Negligent Manslaughter	0	0	0	0
Rape	6	5	2	0
Sodomy	0	0	0	0
Sexual Assault w/Obj	0	0	0	0
Fondling	3	0	0	0
Aggravated Assault	21	18	18	1
Simple Assault	58	32	21	3
Intimidation	4	3	2	0
Kidnapping	1	1	0	0
Incest	0	0	0	0
Statutory Rape	0	0	0	0
Robbery	2	2	1	0
Burglary/Breaking and Entering	30	10	8	0
Larceny/Theft Offenses	64	14	5	1
Motor Vehicle Theft	23	3	1	0
Arson	1	0	0	0
Destruction Of Property	44	4	3	0
Counterfeiting/Forgery	2	1	1	0
Fraud Offenses	25	8	4	0
Embezzlement	0	0	0	0
Extortion/Blackmail	0	0	0	0
Bribery	0	0	0	0
Stolen Property Offenses	10	1	1	0
Drug/Narcotic Violations	63	46	35	6
Drug Equipment Violations	65	53	15	6
Gambling Offenses	0	0	0	0
Pornography/Obscene Material	1	0	0	0
Prostitution Offenses	0	0	0	0
Weapons Law Violations	4	3	3	0
<b>Total Group "A"</b>	<b>427</b>	<b>204</b>	<b>120</b>	<b>17</b>

Group "B" Arrests	Arrests	
	Adult	Juvenile
Runaway	0	0
Bad Checks	0	0
Curfew/Loitering/Vagrancy Violations	1	0
Disorderly Conduct	10	0
DUI	37	0
Drunkenness	0	0
Family Offenses, Nonviolent	0	0
Liquor Law Violations	5	0
Peeping Tom	0	0
Trespass of Real Property	5	0
All Other Offenses	143	8
<b>Total Group "B"</b>	<b>201</b>	<b>8</b>

# Agency 2017 Crime Report

Population: 23,272  
County: Jerome

## Jerome County Total

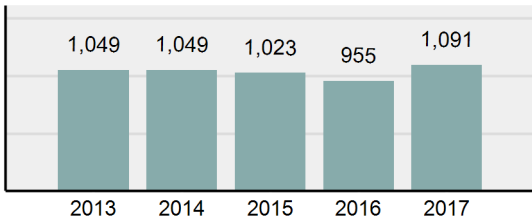
### Offense Overview

- Offense Total 1,091
- % change from 2016 **14.24%**
- # of cleared offenses 539
- Percent Cleared 49.4%
- Group "A" Crime Rate per 100,000 population 4,688.04
- Summary based reporting crime rate per 100,000 populated is calculated for other state crime comparisons only. 1,852.01

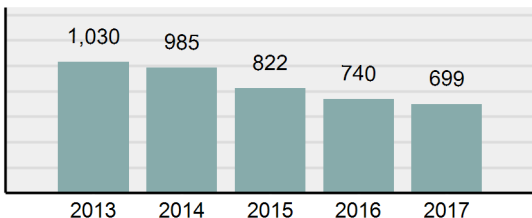
### Arrest Overview

- Arrest Total 699
- % change from 2016 **-5.54%**
- Adult Arrest total 601
- Juvenile Arrest total 98
- Arrest Rate per 100,000 population 3,003.61

**Total Offenses - 5 year trend**



**Total Arrests - 5 year trend**



Group "A" Offenses	Offenses		Arrests	
	# Reported	# Cleared	Adult	Juvenile
Murder	0	0	0	0
Negligent Manslaughter	0	0	0	0
Rape	12	8	2	0
Sodomy	4	1	0	0
Sexual Assault w/Obj	0	0	0	0
Fondling	7	2	4	1
Aggravated Assault	36	32	25	2
Simple Assault	156	103	46	9
Intimidation	16	10	6	0
Kidnapping	4	3	0	0
Incest	0	0	0	0
Statutory Rape	3	1	0	0
Robbery	7	5	1	0
Burglary/Breaking and Entering	90	17	14	4
Larceny/Theft Offenses	241	84	67	11
Motor Vehicle Theft	42	10	5	1
Arson	3	1	1	0
Destruction Of Property	128	24	9	3
Counterfeiting/Forgery	6	2	2	0
Fraud Offenses	64	14	8	0
Embezzlement	5	3	0	0
Extortion/Blackmail	1	0	0	0
Bribery	0	0	0	0
Stolen Property Offenses	12	3	2	1
Drug/Narcotic Violations	118	99	78	17
Drug Equipment Violations	119	106	27	9
Gambling Offenses	0	0	0	0
Pornography/Obscene Material	4	1	0	0
Prostitution Offenses	0	0	0	0
Weapons Law Violations	13	10	3	4
<b>Total Group "A"</b>	<b>1,091</b>	<b>539</b>	<b>300</b>	<b>62</b>

Group "B" Arrests	Arrests	
	Adult	Juvenile
Runaway	0	15
Bad Checks	0	0
Curfew/Loitering/Vagrancy Violations	1	0
Disorderly Conduct	34	2
DUI	73	0
Drunkenness	0	0
Family Offenses, Nonviolent	17	0
Liquor Law Violations	14	8
Peeping Tom	0	0
Trespass of Real Property	6	0
All Other Offenses	156	11
<b>Total Group "B"</b>	<b>301</b>	<b>36</b>