



Statewide Arrest



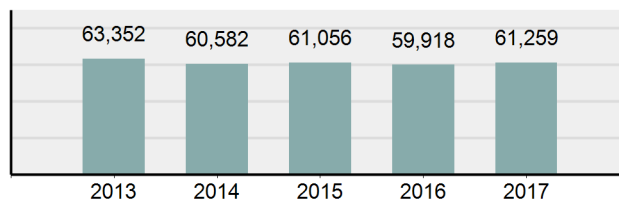
Stanley, ID
Submitted by Sara Breckon

Idaho Arrests in 2017

Statewide Arrests

Total Arrests	
Reported Arrests	61,259
Changes from 2016	2.24%
Rate per 100,000*	3,575.86

Total Arrests - 5 Year Trend

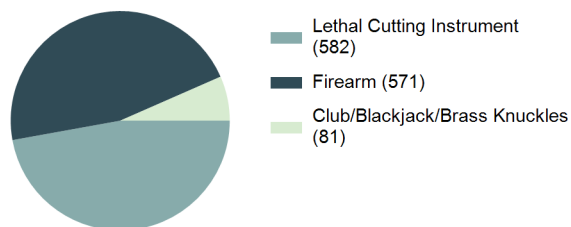


The term "arrest" is defined as a physical arrest, citation or served summons. This data represents the number of persons arrested, not on charges lodged; therefore, each reporting jurisdiction submits one set of arrest data for each person per single apprehension. One set of arrest data will clear single or multiple offenses in the same incident and/or multiple incidents. Arrests on warrants issued by another jurisdiction are reported by the originating agency, not the arresting agency.

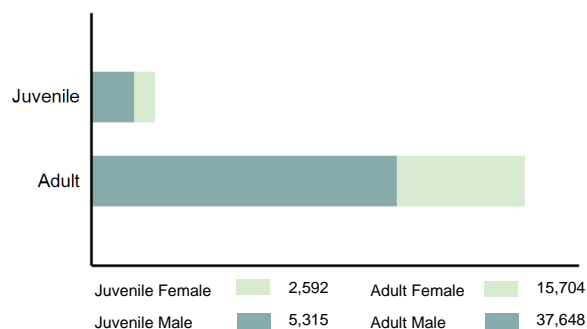
All persons arrested for the commission of a Group "A" or Group "B" crime are included in this count. Group "B" crime, which is only reported on the arrest level, encompasses offenses which are not under the Group "A" category. Excluded from this count are any traffic related arrests, with the exception of DUI, Hit and Run (of a person), and Vehicular Manslaughter.

Type Of Arrests	
On-View (without warrant)	23,796
Taken into Custody (based on a warrant)	19,310
Summoned/Cited	18,153

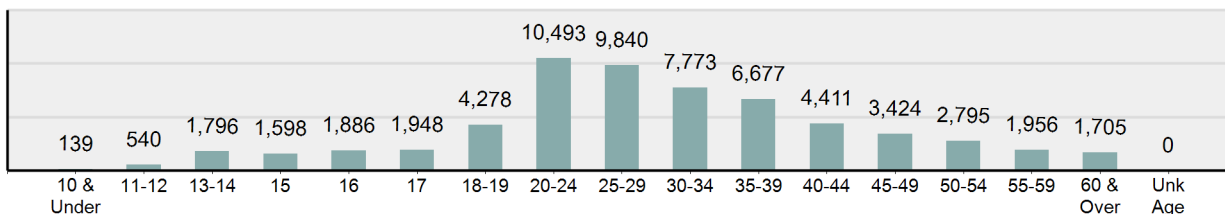
Weapons In Arrestees Possession



Arrest Types



Total Arrests by Age in 2017



*Adjusted population base: 1,713,125

Idaho Arrests in 2017

Group "A" Arrests

Group "A" Arrests	2017 Reporting	% Adult Arrests	% Juvenile Arrests	Rate per 100,000 population *	2016 Reporting	Percent Change
Murder	19	100.00%	0.00%	1	28	-32.14%
Negligent Manslaughter	5	80.00%	20.00%	0	2	150.00%
Forcible Sex Offenses:						
Rape	123	64.23%	35.77%	7	105	17.14%
Sodomy	16	31.25%	68.75%	1	24	-33.33%
Sexual Assault w/Obj	20	40.00%	60.00%	1	20	0.00%
Fondling	193	66.32%	33.68%	11	175	10.29%
Aggravated Assault	1,410	91.35%	8.65%	82	1,363	3.45%
Simple Assault	4,745	83.25%	16.75%	277	4,763	-0.38%
Intimidation	305	83.61%	16.39%	18	342	-10.82%
Kidnapping	51	100.00%	0.00%	3	55	-7.27%
NonForcible Sex Offenses:						
Incest	5	80.00%	20.00%	0	5	0.00%
Statutory Rape	20	90.00%	10.00%	1	32	-37.50%
Crimes Against Persons Total	6,912	84.04%	15.96%	403.47	6,914	-0.03%
Robbery	76	72.37%	27.63%	4	92	-17.39%
Burglary/Breaking and Entering	935	76.90%	23.10%	55	936	-0.11%
Larceny/Theft Offenses	4,567	76.72%	23.28%	267	4,867	-6.16%
Motor Vehicle Theft	240	65.42%	34.58%	14	228	5.26%
Arson	53	52.83%	47.17%	3	45	17.78%
Destruction Of Property	906	66.34%	33.66%	53	900	0.67%
Counterfeiting/Forgery	147	97.28%	2.72%	9	131	12.21%
Fraud Offenses	309	88.67%	11.33%	18	295	4.75%
Embezzlement	40	92.50%	7.50%	2	53	-24.53%
Extortion/Blackmail	3	100.00%	0.00%	0	12	-75.00%
Bribery	0	0.00%	0.00%	0	0	0.00%
Stolen Property Offenses	232	90.52%	9.48%	14	269	-13.75%
Crimes Against Property Total	7,508	76.33%	23.67%	438.26	7,828	-4.09%
Drug/Narcotic Violations	10,726	90.01%	9.99%	626	9,565	12.14%
Drug Equipment Violations	3,212	88.08%	11.92%	187	3,009	6.75%
Gambling Offenses	0	0.00%	0.00%	0	0	0.00%
Pornography/Obscene Material	62	35.48%	64.52%	4	61	1.64%
Prostitution Offenses	17	100.00%	0.00%	1	20	-15.00%
Weapons Law Violations	320	65.31%	34.69%	19	374	-14.44%
Crime Against Society Total	14,337	88.81%	11.19%	836.89	13,029	10.04%
Total Group "A" Arrests	28,757	84.4%	15.6%	1678.63	27,771	3.55%

Group "B" Arrests

Group "B" Arrests	2017 Reporting	% Adult Arrests	% Juvenile Arrests	Rate per 100,000 population *	2016 Reporting	Percent Change
Runaway	986	0.00%	100.00%	58	1,193	-17.35%
Bad Checks	40	97.50%	2.50%	2	50	-20.00%
Curfew/Loitering/Vagrancy Violations	154	9.09%	90.91%	9	91	69.23%
Disorderly Conduct	1,742	85.65%	14.35%	102	1,674	4.06%
DUI	7,327	99.15%	0.85%	428	7,338	-0.15%
Drunkenness	233	88.84%	11.16%	14	274	-14.96%
Family Offenses, Nonviolent	609	96.72%	3.28%	36	872	-30.16%
Liquor Law Violations	1,200	81.33%	18.67%	70	1,545	-22.33%
Peeping Tom	1	100.00%	0.00%	0	4	-75.00%
Trespass of Real Property	904	89.93%	10.07%	53	889	1.69%
All Other Offenses	19,306	91.60%	8.40%	1,127	18,217	5.98%
Total Group "B" Arrests	32,502	89.47%	10.53%	1897.23	32,147	1.1%

*Adjusted population base: 1,713,125

Idaho Arrests in 2017

Weapons in Possession of Arrestees

Offense	Handgun	Rifle	Shotgun	Lethal Cutting Instrument	Firearm	Club/Blackjack/Brass Knuckles	Total
Murder	3	1	1	2	0	0	7
Negligent Manslaughter	0	0	1	0	0	0	1
Rape	0	0	0	1	0	0	1
Sexual Assault w/Obj	0	0	1	0	0	0	1
Fondling	0	0	0	1	0	0	1
Aggravated Assault	62	13	15	112	20	20	242
Simple Assault	6	2	3	20	4	6	41
Intimidation	2	1	1	3	0	1	8
Kidnapping	2	0	0	3	0	0	5
Robbery	4	0	0	8	3	0	15
Burglary/B&E	4	2	0	12	0	2	20
Larceny/Theft Offenses	6	0	5	23	5	1	40
Motor Vehicle Theft	1	0	1	3	1	1	7
Arson	1	0	0	0	0	0	1
Destruction Of Property	2	0	0	11	2	2	17
Counterfeiting/Forgery	0	0	0	1	0	0	1
Fraud Offenses	0	0	0	6	0	1	7
Stolen Property Offenses	6	0	2	8	2	1	19
Drug/Narcotic Violations	106	18	8	131	18	22	303
Drug Equipment Violations	11	5	1	30	5	3	55
Pornography	0	0	1	0	0	0	1
Weapons Law Violations	52	2	9	63	19	9	154
Runaway	0	0	3	1	0	0	4
Bad Checks	0	0	0	0	1	0	1
Curfew	0	0	1	0	0	0	1
Disorderly Conduct	4	1	2	14	1	5	27
DUI	47	10	2	26	5	2	92
Drunkenness	1	0	0	2	0	0	3
Family Offenses, Nonviolent	2	0	0	1	0	0	3
Liquor Law Violations	1	1	0	5	0	0	7
Trespass of Real Property	0	1	3	9	0	1	14
All Other Offenses	27	4	7	86	7	4	135
Total	350	61	67	582	93	81	1,234

Jurisdictional Residency of Arrestees

This information identifies if arrestee resides within the locality where the crime was committed.

Offense Against	Resident	Nonresident	Unknown
Person	5,333	1,391	188
Property	4,634	2,641	233
Society	8,404	5,398	535
Group B	21,556	9,952	994
Total	39,927	19,382	1,950
Percentage of Total Arrests	65.18%	31.64%	3.18%

Idaho Arrests in 2017

Arrestees By Race & Ethnicity

Offense	White	Black / African American	American Indian / Alaska Native	Asian	Unk	Hispanic / Latino	Not Hispanic / Latino	Unk
Murder	18	0	0	1	0	3	15	1
Negligent Manslaughter	5	0	0	0	0	0	5	0
Rape	98	6	0	3	16	7	98	18
Sodomy	13	0	0	1	2	2	12	2
Sexual Assault w/Obj	16	1	1	0	2	1	17	2
Fondling	177	3	2	0	11	19	161	13
Aggravated Assault	1,236	53	43	18	60	228	1,094	88
Simple Assault	4,138	184	125	47	251	577	3,837	331
Intimidation	259	19	2	3	22	31	249	25
Kidnapping	47	0	2	0	2	10	39	2
Incest	5	0	0	0	0	2	2	1
Statutory Rape	20	0	0	0	0	4	16	0
Robbery	62	5	0	1	8	9	59	8
Burglary/Breaking and Entering	814	34	30	11	46	102	753	80
Larceny/Theft Offenses	3,955	145	111	15	341	416	3,713	438
Motor Vehicle Theft	206	6	7	0	21	34	182	24
Arson	44	3	0	1	5	4	40	9
Destruction Of Property	782	20	23	4	77	108	699	99
Counterfeiting/Forgery	131	7	2	1	6	18	122	7
Fraud Offenses	256	27	7	0	19	30	250	29
Embezzlement	34	3	0	1	2	1	37	2
Extortion/Blackmail	3	0	0	0	0	1	2	0
Bribery	0	0	0	0	0	0	0	0
Stolen Property Offenses	189	5	8	2	28	33	166	33
Drug/Narcotic Violations	8,797	271	181	54	1,423	1,281	7,722	1,723
Drug Equipment Violations	2,733	64	66	20	329	432	2,398	382
Gambling Offenses	0	0	0	0	0	0	0	0
Pornography/Obscene Material	50	2	2	1	7	2	51	9
Prostitution Offenses	11	4	1	0	1	1	15	1
Weapons Law Violations	278	5	6	4	27	47	240	33
Runaway	861	36	14	9	66	173	736	77
Bad Checks	33	2	0	0	5	2	33	5
Curfew/Loitering/Vagrancy Violations	127	3	7	2	15	24	109	21
Disorderly Conduct	1,507	41	67	10	117	286	1,314	142
DUI	5,980	113	164	53	1,017	887	5,230	1,210
Drunkenness	197	5	18	0	13	45	172	16
Family Offenses, Nonviolent	562	13	7	4	23	108	469	32
Liquor Law Violations	949	18	40	15	178	137	878	185
Peeping Tom	1	0	0	0	0	0	1	0
Trespass of Real Property	761	40	36	7	60	93	741	70
All Other Offenses	16,807	508	659	107	1,225	2,354	15,326	1,626
Total	52,162	1,646	1,631	395	5,425	7,512	47,003	6,744

Idaho Arrests in 2017

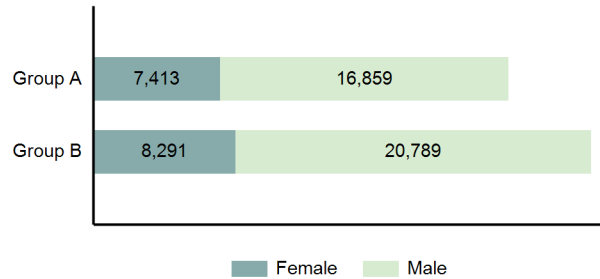
Adult Arrests

Adult Arrests by Gender

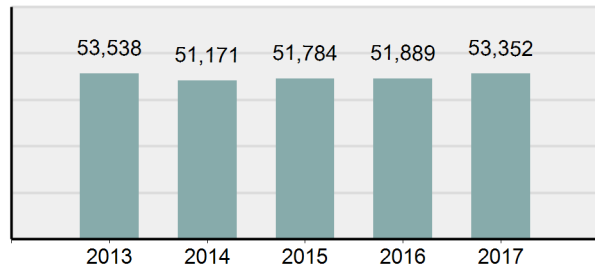
Offense Description	Male	Female
Murder	17	2
Negligent Manslaughter	3	1
Rape	78	1
Sodomy	5	0
Sexual Assault w/Obj	8	0
Fondling	123	5
Aggravated Assault	1,108	180
Simple Assault	2,775	1,175
Intimidation	224	31
Kidnapping	38	13
Incest	4	0
Statutory Rape	16	2
Robbery	47	8
Burglary/Breaking and Entering	542	177
Larceny/Theft Offenses	1,933	1,571
Motor Vehicle Theft	121	36
Arson	23	5
Destruction Of Property	477	124
Counterfeiting/Forgery	85	58
Fraud Offenses	176	98
Embezzlement	16	21
Extortion/Blackmail	3	0
Bribery	0	0
Stolen Property Offenses	158	52
Drug/Narcotic Violations	6,705	2,950
Drug Equipment Violations	1,957	872
Gambling Offenses	0	0
Pornography/Obscene Material	21	1
Prostitution Offenses	5	12
Weapons Law Violations	191	18
Runaway	0	0
Bad Checks	26	13
Curfew/Loitering/Vagrancy Violations	7	7
Disorderly Conduct	1,106	386
DUI	5,274	1,991
Drunkenness	182	25
Family Offenses, Nonviolent	427	162
Liquor Law Violations	712	264
Peeping Tom	1	0
Trespass of Real Property	623	190
All Other Offenses	12,431	5,253
Total	37,648	15,704

Total Adult Arrests	
Reported Adult Arrests	53,352
Change from 2016	2.82%

Adult Arrests by Category



Total Adult Arrests 5 Year Trend



Idaho Arrests in 2017

Adult Arrests By Age

Offense	18-19	20-24	25-29	30-34	35-39	40-44	45-49	50-54	55-59	60 & Over	Total
Murder	1	5	2	2	7	0	2	0	0	0	19
Negligent Manslaughter	1	1	2	0	0	0	0	0	0	0	4
Rape	16	22	14	5	4	9	5	2	0	2	79
Sodomy	0	1	0	0	0	1	0	2	0	1	5
Sexual Assault w/Obj	2	1	1	2	1	0	0	0	1	0	8
Fondling	16	17	15	16	14	16	6	9	8	11	128
Aggravated Assault	57	205	256	205	164	95	115	78	61	52	1,288
Simple Assault	182	642	718	596	573	408	291	221	168	151	3,950
Intimidation	11	31	41	34	33	39	13	21	14	18	255
Kidnapping	7	8	12	8	5	4	2	2	3	0	51
Incest	3	1	0	0	0	0	0	0	0	0	4
Statutory Rape	5	5	3	1	2	0	0	0	1	1	18
Robbery	9	15	14	7	1	6	2	1	0	0	55
Burglary/Breaking and Entering	68	138	136	96	124	62	42	23	18	12	719
Larceny/Theft Offenses	367	702	615	535	454	236	188	173	111	123	3,504
Motor Vehicle Theft	19	27	40	23	21	11	6	6	2	2	157
Arson	1	3	6	2	3	5	0	3	3	2	28
Destruction Of Property	79	115	109	91	65	44	35	26	19	18	601
Counterfeiting/Forgery	10	28	24	24	19	19	8	4	5	2	143
Fraud Offenses	17	55	51	46	32	28	9	13	13	10	274
Embezzlement	3	5	9	5	3	5	3	2	0	2	37
Extortion/Blackmail	0	1	0	0	1	1	0	0	0	0	3
Bribery	0	0	0	0	0	0	0	0	0	0	0
Stolen Property Offenses	19	30	51	35	36	12	14	6	6	1	210
Drug/Narcotic Violations	1,164	2,276	1,832	1,314	1,079	655	538	375	242	180	9,655
Drug Equipment Violations	438	731	535	339	282	168	126	100	74	36	2,829
Gambling Offenses	0	0	0	0	0	0	0	0	0	0	0
Pornography/Obscene Material	3	2	4	3	5	3	0	0	0	2	22
Prostitution Offenses	2	4	3	2	2	2	0	1	0	1	17
Weapons Law Violations	22	31	37	36	22	19	10	9	13	10	209
Runaway	0	0	0	0	0	0	0	0	0	0	0
Bad Checks	1	5	5	5	8	3	9	0	2	1	39
Curfew/Loitering/Vagrancy Violations	1	0	5	3	3	0	1	1	0	0	14
Disorderly Conduct	82	254	237	225	193	146	99	112	67	77	1,492
DUI	261	1,232	1,211	987	832	675	594	536	483	454	7,265
Drunkenness	12	34	31	32	23	24	11	16	15	9	207
Family Offenses, Nonviolent	30	76	126	89	71	69	58	38	16	16	589
Liquor Law Violations	222	235	120	73	73	59	59	52	38	45	976
Peeping Tom	0	0	0	0	0	0	1	0	0	0	1
Trespass of Real Property	57	123	102	107	106	71	67	83	38	59	813
All Other Offenses	1,090	3,432	3,473	2,825	2,416	1,516	1,110	880	535	407	17,684
Total	4,278	10,493	9,840	7,773	6,677	4,411	3,424	2,795	1,956	1,705	53,352

Idaho Arrests in 2017

Juvenile Arrests

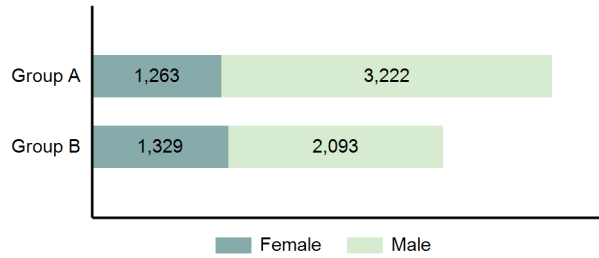
Juvenile Arrests by Gender

Offense Description	Male	Female
Murder	0	0
Negligent Manslaughter	1	0
Rape	44	0
Sodomy	9	2
Sexual Assault w/Obj	11	1
Fondling	59	6
Aggravated Assault	101	21
Simple Assault	531	264
Intimidation	42	8
Kidnapping	0	0
Incest	1	0
Statutory Rape	2	0
Robbery	18	3
Burglary/Breaking and Entering	189	27
Larceny/Theft Offenses	678	385
Motor Vehicle Theft	63	20
Arson	22	3
Destruction Of Property	256	49
Counterfeiting/Forgery	3	1
Fraud Offenses	26	9
Embezzlement	2	1
Extortion/Blackmail	0	0
Bribery	0	0
Stolen Property Offenses	17	5
Drug/Narcotic Violations	750	321
Drug Equipment Violations	271	112
Gambling Offenses	0	0
Pornography/Obscene Material	26	14
Prostitution Offenses	0	0
Weapons Law Violations	100	11
Runaway	441	545
Bad Checks	0	1
Curfew/Loitering/Vagrancy Violations	102	38
Disorderly Conduct	167	83
DUI	43	19
Drunkenness	18	8
Family Offenses, Nonviolent	12	8
Liquor Law Violations	137	87
Peeping Tom	0	0
Trespass of Real Property	71	20
All Other Offenses	1,102	520
Total	5,315	2,592

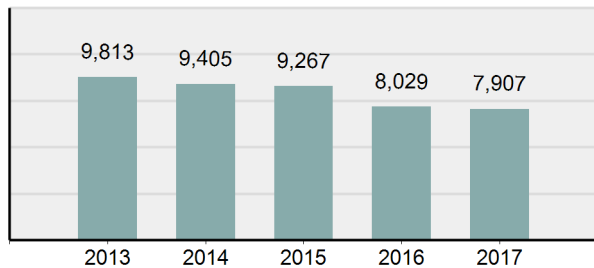
Total Juvenile Arrests	
Reported Juvenile Arrests	7,907
Change from 2016	-1.52%

Under the UCR guidelines, a juvenile is counted as "arrested" when the circumstances are such that if the juvenile were an adult, an arrest would have been reported. Any situation involving a juvenile, in lieu of an actual arrest, is summoned, cited, or notified to appear before a juvenile court or similar authority for a violation of the law, is reported as an arrest.

Juvenile Arrests by Category



Total Juvenile Arrests 5 Year Trend



Idaho Arrests in 2017

Juvenile Arrests By Age

Offense	10 & Under	11-12	13-14	15	16	17	Total
Murder	0	0	0	0	0	0	0
Negligent Manslaughter	0	0	0	0	0	1	1
Rape	1	0	11	7	11	14	44
Sodomy	1	1	4	2	3	0	11
Sexual Assault w/Obj	1	0	3	3	3	2	12
Fondling	3	8	22	13	7	12	65
Aggravated Assault	2	13	36	18	24	29	122
Simple Assault	42	108	238	144	134	129	795
Intimidation	2	5	16	6	9	12	50
Kidnapping	0	0	0	0	0	0	0
Incest	0	0	0	1	0	0	1
Statutory Rape	0	0	0	0	0	2	2
Robbery	0	0	3	2	3	13	21
Burglary/Breaking and Entering	3	13	58	53	46	43	216
Larceny/Theft Offenses	29	100	283	197	219	235	1,063
Motor Vehicle Theft	0	7	16	26	22	12	83
Arson	3	3	11	7	0	1	25
Destruction Of Property	8	30	91	71	51	54	305
Counterfeiting/Forgery	0	0	0	1	0	3	4
Fraud Offenses	1	2	5	8	6	13	35
Embezzlement	0	0	0	1	1	1	3
Extortion/Blackmail	0	0	0	0	0	0	0
Bribery	0	0	0	0	0	0	0
Stolen Property Offenses	0	1	5	5	5	6	22
Drug/Narcotic Violations	1	29	174	196	313	358	1,071
Drug Equipment Violations	0	10	54	70	109	140	383
Gambling Offenses	0	0	0	0	0	0	0
Pornography/Obscene Material	0	5	17	9	6	3	40
Prostitution Offenses	0	0	0	0	0	0	0
Weapons Law Violations	6	10	37	17	20	21	111
Runaway	6	48	210	248	270	204	986
Bad Checks	0	0	0	1	0	0	1
Curfew/Loitering/Vagrancy Violations	0	7	40	36	35	22	140
Disorderly Conduct	3	26	79	48	48	46	250
DUI	0	0	1	4	17	40	62
Drunkness	0	0	7	4	10	5	26
Family Offenses, Nonviolent	2	2	4	5	1	6	20
Liquor Law Violations	0	1	24	42	70	87	224
Peeping Tom	0	0	0	0	0	0	0
Trespass of Real Property	2	13	26	7	21	22	91
All Other Offenses	23	98	321	346	422	412	1,622
Total	139	540	1,796	1,598	1,886	1,948	7,907

Idaho Arrests in 2017

Adult/Juvenile Arrests - 5 Year Trend

Offense	2013		2014		2015		2016		2017	
	Adult	Juvenile	Adult	Juvenile	Adult	Juvenile	Adult	Juvenile	Adult	Juvenile
Murder	18	0	17	1	19	0	28	0	19	0
Negligent Manslaughter	2	0	3	0	4	1	2	0	4	1
Rape	77	15	73	15	84	14	81	24	79	44
Sodomy	11	8	8	8	14	10	13	11	5	11
Sexual Assault w/Obj	11	16	15	8	11	2	15	5	8	12
Fondling	136	67	127	71	129	45	119	56	128	65
Aggravated Assault	1,186	126	1,107	82	1,203	132	1,254	109	1,288	122
Simple Assault	4,256	801	3,997	777	4,106	776	3,982	781	3,950	795
Intimidation	234	41	245	40	286	29	290	52	255	50
Kidnapping	61	2	44	5	54	4	52	3	51	0
Incest	0	2	3	2	2	1	3	2	4	1
Statutory Rape	27	0	31	1	32	5	28	4	18	2
Robbery	94	13	84	10	102	8	80	12	55	21
Burglary/Breaking and Entering	796	258	705	327	771	256	748	188	719	216
Larceny/Theft Offenses	4,061	1,468	4,116	1,383	4,066	1,291	3,769	1,098	3,504	1,063
Motor Vehicle Theft	111	77	130	83	157	74	152	76	157	83
Arson	24	36	27	38	26	42	21	24	28	25
Destruction Of Property	667	354	674	377	628	387	579	321	601	305
Counterfeiting/Forgery	178	6	112	3	135	1	130	1	143	4
Fraud Offenses	293	22	270	33	251	32	258	37	274	35
Embezzlement	51	2	61	3	44	6	52	1	37	3
Extortion/Blackmail	4	1	2	1	4	1	11	1	3	0
Bribery	0	0	2	0	1	0	0	0	0	0
Stolen Property Offenses	214	35	202	33	245	58	231	38	210	22
Drug/Narcotic Violations	6,745	928	6,572	885	7,476	900	8,583	982	9,655	1,071
Drug Equipment Violations	2,152	353	2,287	366	2,433	356	2,673	336	2,829	383
Gambling Offenses	32	0	0	0	0	0	0	0	0	0
Pornography/Obscene Material	22	8	28	21	34	21	35	26	22	40
Prostitution Offenses	13	1	21	0	19	0	20	0	17	0
Weapons Law Violations	321	118	271	87	263	99	267	107	209	111
Runaway	0	1,033	0	1,142	0	1,261	0	1,193	0	986
Bad Checks	67	0	66	0	67	2	50	0	39	1
Curfew/Loitering/Vagrancy Violations	9	339	21	279	14	203	10	81	14	140
Disorderly Conduct	1,715	303	1,408	265	1,360	353	1,400	274	1,492	250
DUI	8,049	90	7,381	73	7,326	70	7,269	69	7,265	62
Drunkenness	399	112	313	65	247	50	243	31	207	26
Family Offenses, Nonviolent	738	12	894	39	917	57	814	58	589	20
Liquor Law Violations	2,407	764	1,891	607	1,609	613	1,135	410	976	224
Peeping Tom	1	2	3	0	3	0	4	0	1	0
Trespass of Real Property	663	87	666	82	680	88	821	68	813	91
All Other Offenses	17,693	2,313	17,294	2,193	16,962	2,019	16,667	1,550	17,684	1,622
Total	53,538	9,813	51,171	9,405	51,784	9,267	51,889	8,029	53,352	7,907
Total Arrests		63,351		60,576		61,051		59,918		61,259