

# Agency 2018 Crime Report

## CHALLIS Police Department

Population: 1,057  
County: Custer

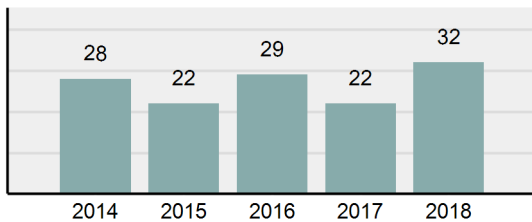
### Offense Overview

- Offense Total 32
- % change from 2017 **45.45%**
- # of cleared offenses 8
- Percent Cleared 25%
- Group "A" Crime Rate per 100,000 population 3,027.44
- Summary based reporting crime rate per 100,000 populated is calculated for other state crime comparisons only. 1,797.54

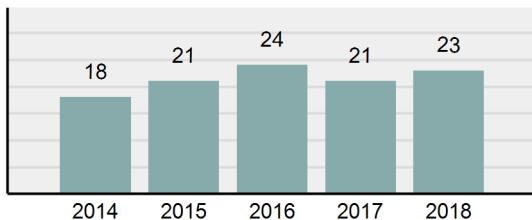
### Arrest Overview

- Arrest Total 23
- % change from 2017 **9.52%**
- Adult Arrest total 22
- Juvenile Arrest total 1
- Arrest Rate per 100,000 population 2,175.97

**Total Offenses - 5 year trend**



**Total Arrests - 5 year trend**



Group "A" Offenses	Offenses		Arrests	
	# Reported	# Cleared	Adult	Juvenile
Murder	0	0	0	0
Negligent Manslaughter	0	0	0	0
Rape	0	0	0	0
Sodomy	0	0	0	0
Sexual Assault w/Obj	0	0	0	0
Fondling	0	0	0	0
Aggravated Assault	4	4	3	1
Simple Assault	5	2	2	0
Intimidation	0	0	0	0
Kidnapping	0	0	0	0
Incest	0	0	0	0
Statutory Rape	0	0	0	0
Human Trafficking, Commercial Sex Acts	0	0	0	0
Human Trafficking, Involuntary Servitude	0	0	0	0
Robbery	0	0	0	0
Burglary/Breaking and Entering	3	0	0	0
Larceny/Theft Offenses	8	0	0	0
Motor Vehicle Theft	4	0	0	0
Arson	0	0	0	0
Destruction Of Property	4	0	0	0
Counterfeiting/Forgery	0	0	0	0
Fraud Offenses	0	0	0	0
Embezzlement	0	0	0	0
Extortion/Blackmail	0	0	0	0
Bribery	0	0	0	0
Stolen Property Offenses	0	0	0	0
Drug/Narcotic Violations	4	2	3	0
Drug Equipment Violations	0	0	0	0
Gambling Offenses	0	0	0	0
Pornography/Obscene Material	0	0	0	0
Prostitution Offenses	0	0	0	0
Weapons Law Violations	0	0	0	0
Animal Cruelty	0	0	0	0
<b>Total Group "A"</b>	<b>32</b>	<b>8</b>	<b>8</b>	<b>1</b>

Group "B" Arrests	Arrests	
	Adult	Juvenile
Bad Checks	0	0
Curfew/Loitering/Vagrancy Violations	0	0
Disorderly Conduct	0	0
DUI	2	0
Drunkenness	0	0
Family Offenses, Nonviolent	0	0
Liquor Law Violations	1	0
Peeping Tom	0	0
Trespass of Real Property	0	0
All Other Offenses	11	0
<b>Total Group "B"</b>	<b>14</b>	<b>0</b>

# Agency 2018 Crime Report

## CUSTER County Sheriff's Office

Population: 3,125  
County: Custer

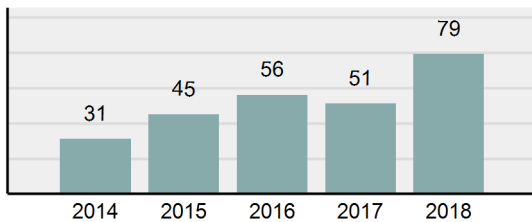
### Offense Overview

- Offense Total 79
- % change from 2017 **54.9%**
- # of cleared offenses 20
- Percent Cleared 25.32%
- Group "A" Crime Rate per 100,000 population 2,528.00
- Summary based reporting crime rate per 100,000 populated is calculated for other state crime comparisons only. 1,696.00

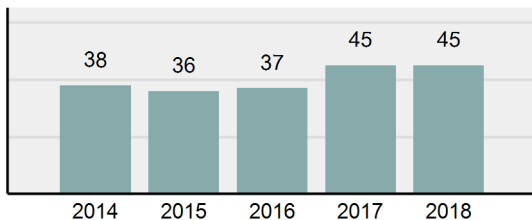
### Arrest Overview

- Arrest Total 45
- % change from 2017 **0%**
- Adult Arrest total 45
- Juvenile Arrest total 0
- Arrest Rate per 100,000 population 1,440.00

**Total Offenses - 5 year trend**



**Total Arrests - 5 year trend**



Group "A" Offenses	Offenses		Arrests	
	# Reported	# Cleared	Adult	Juvenile
Murder	1	1	1	0
Negligent Manslaughter	0	0	0	0
Rape	1	0	0	0
Sodomy	0	0	0	0
Sexual Assault w/Obj	0	0	0	0
Fondling	0	0	0	0
Aggravated Assault	1	1	0	0
Simple Assault	13	7	6	0
Intimidation	2	1	1	0
Kidnapping	0	0	0	0
Incest	0	0	0	0
Statutory Rape	0	0	0	0
Human Trafficking, Commercial Sex Acts	0	0	0	0
Human Trafficking, Involuntary Servitude	0	0	0	0
Robbery	1	1	1	0
Burglary/Breaking and Entering	27	0	0	0
Larceny/Theft Offenses	21	3	2	0
Motor Vehicle Theft	1	1	1	0
Arson	0	0	0	0
Destruction Of Property	8	3	3	0
Counterfeiting/Forgery	0	0	0	0
Fraud Offenses	1	0	0	0
Embezzlement	0	0	0	0
Extortion/Blackmail	0	0	0	0
Bribery	0	0	0	0
Stolen Property Offenses	0	0	0	0
Drug/Narcotic Violations	1	1	1	0
Drug Equipment Violations	1	1	0	0
Gambling Offenses	0	0	0	0
Pornography/Obscene Material	0	0	0	0
Prostitution Offenses	0	0	0	0
Weapons Law Violations	0	0	0	0
Animal Cruelty	0	0	0	0
<b>Total Group "A"</b>	<b>79</b>	<b>20</b>	<b>16</b>	<b>0</b>

Group "B" Arrests	Arrests	
	Adult	Juvenile
Bad Checks	0	0
Curfew/Loitering/Vagrancy Violations	0	0
Disorderly Conduct	3	0
DUI	14	0
Drunkenness	0	0
Family Offenses, Nonviolent	0	0
Liquor Law Violations	3	0
Peeping Tom	0	0
Trespass of Real Property	0	0
All Other Offenses	9	0
<b>Total Group "B"</b>	<b>29</b>	<b>0</b>

# Agency 2018 Crime Report

## Custer County Total

Population: 4,182  
County: Custer

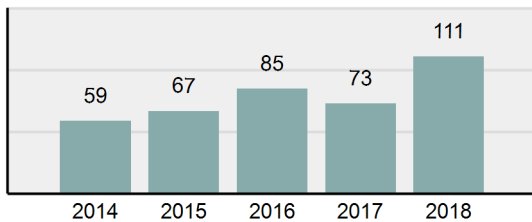
### Offense Overview

- Offense Total 111
- % change from 2017 **52.05%**
- # of cleared offenses 28
- Percent Cleared 25.23%
- Group "A" Crime Rate per 100,000 population 2,654.23
- Summary based reporting crime rate per 100,000 populated is calculated for other state crime comparisons only. 1,721.66

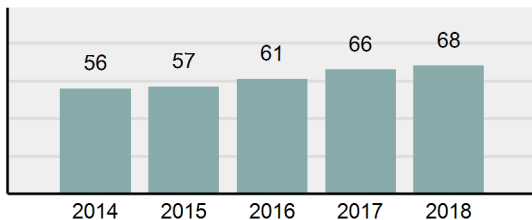
### Arrest Overview

- Arrest Total 68
- % change from 2017 **3.03%**
- Adult Arrest total 67
- Juvenile Arrest total 1
- Arrest Rate per 100,000 population 1,626.02

**Total Offenses - 5 year trend**



**Total Arrests - 5 year trend**



Group "A" Offenses	Offenses		Arrests	
	# Reported	# Cleared	Adult	Juvenile
Murder	1	1	1	0
Negligent Manslaughter	0	0	0	0
Rape	1	0	0	0
Sodomy	0	0	0	0
Sexual Assault w/Obj	0	0	0	0
Fondling	0	0	0	0
Aggravated Assault	5	5	3	1
Simple Assault	18	9	8	0
Intimidation	2	1	1	0
Kidnapping	0	0	0	0
Incest	0	0	0	0
Statutory Rape	0	0	0	0
Human Trafficking, Commercial Sex Acts	0	0	0	0
Human Trafficking, Involuntary Servitude	0	0	0	0
Robbery	1	1	1	0
Burglary/Breaking and Entering	30	0	0	0
Larceny/Theft Offenses	29	3	2	0
Motor Vehicle Theft	5	1	1	0
Arson	0	0	0	0
Destruction Of Property	12	3	3	0
Counterfeiting/Forgery	0	0	0	0
Fraud Offenses	1	0	0	0
Embezzlement	0	0	0	0
Extortion/Blackmail	0	0	0	0
Bribery	0	0	0	0
Stolen Property Offenses	0	0	0	0
Drug/Narcotic Violations	5	3	4	0
Drug Equipment Violations	1	1	0	0
Gambling Offenses	0	0	0	0
Pornography/Obscene Material	0	0	0	0
Prostitution Offenses	0	0	0	0
Weapons Law Violations	0	0	0	0
Animal Cruelty	0	0	0	0
<b>Total Group "A"</b>	<b>111</b>	<b>28</b>	<b>24</b>	<b>1</b>

Group "B" Arrests	Arrests	
	Adult	Juvenile
Bad Checks	0	0
Curfew/Loitering/Vagrancy Violations	0	0
Disorderly Conduct	3	0
DUI	16	0
Drunkenness	0	0
Family Offenses, Nonviolent	0	0
Liquor Law Violations	4	0
Peeping Tom	0	0
Trespass of Real Property	0	0
All Other Offenses	20	0
<b>Total Group "B"</b>	<b>43</b>	<b>0</b>