

Agency 2018 Crime Report

COTTONWOOD Police Department

Population: 926
County: Idaho

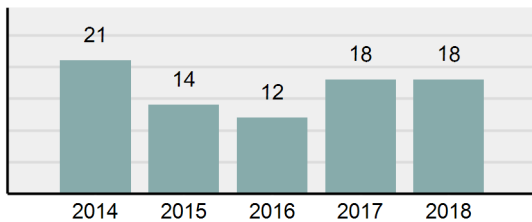
Offense Overview

- Offense Total 18
- % change from 2017 0%
- # of cleared offenses 3
- Percent Cleared 16.67%
- Group "A" Crime Rate per 100,000 population 1,943.84
- Summary based reporting crime rate per 100,000 populated is calculated for other state crime comparisons only. 323.97

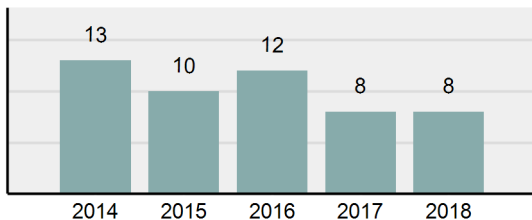
Arrest Overview

- Arrest Total 8
- % change from 2017 0%
- Adult Arrest total 8
- Juvenile Arrest total 0
- Arrest Rate per 100,000 population 863.93

Total Offenses - 5 year trend



Total Arrests - 5 year trend



Group "A" Offenses	Offenses		Arrests	
	# Reported	# Cleared	Adult	Juvenile
Murder	0	0	0	0
Negligent Manslaughter	0	0	0	0
Rape	0	0	0	0
Sodomy	0	0	0	0
Sexual Assault w/Obj	0	0	0	0
Fondling	0	0	0	0
Aggravated Assault	0	0	1	0
Simple Assault	2	1	0	0
Intimidation	0	0	0	0
Kidnapping	0	0	0	0
Incest	0	0	0	0
Statutory Rape	1	0	0	0
Human Trafficking, Commercial Sex Acts	0	0	0	0
Human Trafficking, Involuntary Servitude	0	0	0	0
Robbery	0	0	0	0
Burglary/Breaking and Entering	0	0	0	0
Larceny/Theft Offenses	3	0	0	0
Motor Vehicle Theft	0	0	0	0
Arson	0	0	0	0
Destruction Of Property	2	0	0	0
Counterfeiting/Forgery	1	0	0	0
Fraud Offenses	3	0	0	0
Embezzlement	0	0	0	0
Extortion/Blackmail	0	0	0	0
Bribery	0	0	0	0
Stolen Property Offenses	1	0	0	0
Drug/Narcotic Violations	2	1	1	0
Drug Equipment Violations	2	1	0	0
Gambling Offenses	0	0	0	0
Pornography/Obscene Material	0	0	0	0
Prostitution Offenses	0	0	0	0
Weapons Law Violations	1	0	0	0
Animal Cruelty	0	0	0	0
Total Group "A"	18	3	2	0

Group "B" Arrests	Arrests	
	Adult	Juvenile
Bad Checks	0	0
Curfew/Loitering/Vagrancy Violations	0	0
Disorderly Conduct	0	0
DUI	3	0
Drunkenness	0	0
Family Offenses, Nonviolent	0	0
Liquor Law Violations	1	0
Peeping Tom	0	0
Trespass of Real Property	0	0
All Other Offenses	2	0
Total Group "B"	6	0

Agency 2018 Crime Report

GRANGEVILLE Police Department

Population: 3,168
County: Idaho

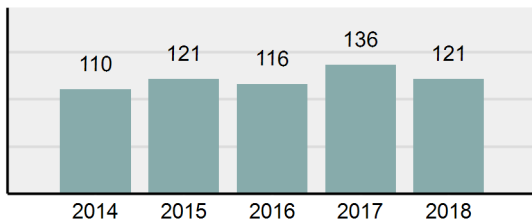
Offense Overview

- Offense Total 121
- % change from 2017 **-11.03%**
- # of cleared offenses 46
- Percent Cleared 38.02%
- Group "A" Crime Rate per 100,000 population 3,819.44
- Summary based reporting 1,483.59
crime rate per 100,000 populated is calculated for other state crime comparisons only.

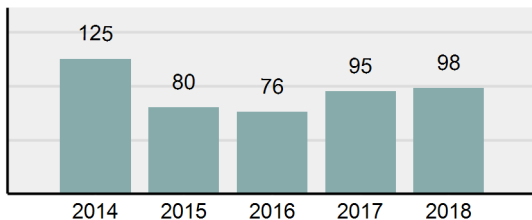
Arrest Overview

- Arrest Total 98
- % change from 2017 **3.16%**
- Adult Arrest total 96
- Juvenile Arrest total 2
- Arrest Rate per 100,000 population 3,093.43

Total Offenses - 5 year trend



Total Arrests - 5 year trend



Group "A" Offenses	Offenses		Arrests	
	# Reported	# Cleared	Adult	Juvenile
Murder	0	0	0	0
Negligent Manslaughter	0	0	0	0
Rape	2	0	0	0
Sodomy	0	0	0	0
Sexual Assault w/Obj	0	0	0	0
Fondling	3	0	0	0
Aggravated Assault	15	4	1	0
Simple Assault	19	8	9	0
Intimidation	1	0	0	0
Kidnapping	0	0	1	0
Incest	0	0	0	0
Statutory Rape	0	0	0	0
Human Trafficking, Commercial Sex Acts	0	0	0	0
Human Trafficking, Involuntary Servitude	0	0	0	0
Robbery	0	0	0	0
Burglary/Breaking and Entering	9	1	2	0
Larceny/Theft Offenses	21	4	3	1
Motor Vehicle Theft	0	0	0	0
Arson	0	0	0	0
Destruction Of Property	8	1	2	0
Counterfeiting/Forgery	4	1	0	0
Fraud Offenses	6	0	0	0
Embezzlement	0	0	0	0
Extortion/Blackmail	0	0	0	0
Bribery	0	0	0	0
Stolen Property Offenses	0	0	0	0
Drug/Narcotic Violations	15	13	12	0
Drug Equipment Violations	16	14	7	0
Gambling Offenses	0	0	0	0
Pornography/Obscene Material	0	0	0	0
Prostitution Offenses	0	0	0	0
Weapons Law Violations	2	0	0	0
Animal Cruelty	0	0	0	0
Total Group "A"	121	46	37	1

Group "B" Arrests	Arrests	
	Adult	Juvenile
Bad Checks	0	0
Curfew/Loitering/Vagrancy Violations	0	0
Disorderly Conduct	0	0
DUI	11	1
Drunkenness	0	0
Family Offenses, Nonviolent	0	0
Liquor Law Violations	8	0
Peeping Tom	0	0
Trespass of Real Property	1	0
All Other Offenses	39	0
Total Group "B"	59	1

Agency 2018 Crime Report

IDAHO County Sheriff's Office

Population: 12,419
County: Idaho

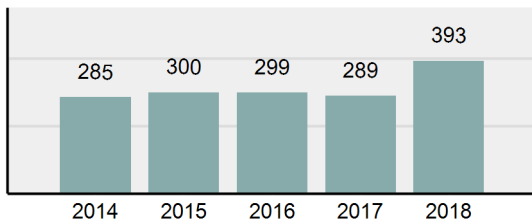
Offense Overview

- Offense Total 393
- % change from 2017 **35.99%**
- # of cleared offenses 289
- Percent Cleared 73.54%
- Group "A" Crime Rate per 100,000 population 3,164.51
- Summary based reporting crime rate per 100,000 populated is calculated for other state crime comparisons only. 821.32

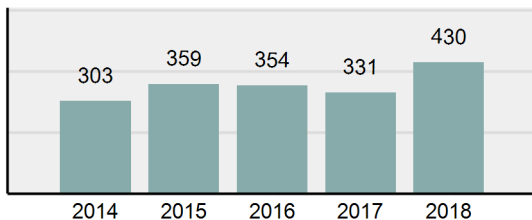
Arrest Overview

- Arrest Total 430
- % change from 2017 **29.91%**
- Adult Arrest total 418
- Juvenile Arrest total 12
- Arrest Rate per 100,000 population 3,462.44

Total Offenses - 5 year trend



Total Arrests - 5 year trend



Group "A" Offenses	Offenses		Arrests	
	# Reported	# Cleared	Adult	Juvenile
Murder	0	0	0	0
Negligent Manslaughter	0	0	0	0
Rape	2	1	0	1
Sodomy	0	0	0	0
Sexual Assault w/Obj	0	0	0	0
Fondling	0	0	0	0
Aggravated Assault	17	14	12	1
Simple Assault	49	40	23	0
Intimidation	1	1	2	0
Kidnapping	1	1	1	0
Incest	0	0	0	0
Statutory Rape	0	0	0	0
Human Trafficking, Commercial Sex Acts	0	0	0	0
Human Trafficking, Involuntary Servitude	0	0	0	0
Robbery	1	1	1	0
Burglary/Breaking and Entering	26	6	8	0
Larceny/Theft Offenses	49	6	4	1
Motor Vehicle Theft	7	0	0	0
Arson	0	0	0	0
Destruction Of Property	22	10	5	2
Counterfeiting/Forgery	1	1	1	0
Fraud Offenses	9	3	1	0
Embezzlement	0	0	0	0
Extortion/Blackmail	0	0	1	0
Bribery	0	0	0	0
Stolen Property Offenses	1	1	2	0
Drug/Narcotic Violations	95	95	93	3
Drug Equipment Violations	107	104	26	0
Gambling Offenses	0	0	0	0
Pornography/Obscene Material	0	0	0	0
Prostitution Offenses	0	0	0	0
Weapons Law Violations	5	5	2	0
Animal Cruelty	0	0	0	0
Total Group "A"	393	289	182	8

Group "B" Arrests	Arrests	
	Adult	Juvenile
Bad Checks	3	0
Curfew/Loitering/Vagrancy Violations	0	0
Disorderly Conduct	1	0
DUI	49	1
Drunkenness	0	0
Family Offenses, Nonviolent	1	0
Liquor Law Violations	5	2
Peeping Tom	0	0
Trespass of Real Property	4	0
All Other Offenses	173	1
Total Group "B"	236	4

Agency 2018 Crime Report



Idaho County Total

Population: 16,513
County: Idaho

Offense Overview

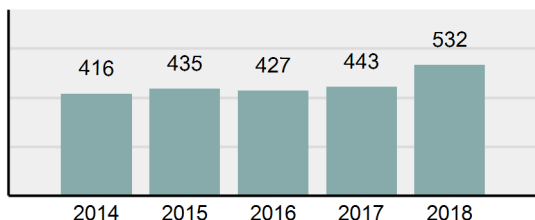
- Offense Total 532
- % change from 2017 **20.09%**
- # of cleared offenses 338
- Percent Cleared 63.53%
- Group "A" Crime Rate per 100,000 population 3,221.70
- Summary based reporting crime rate per 100,000 populated is calculated for other state crime comparisons only. 920.49

Arrest Overview

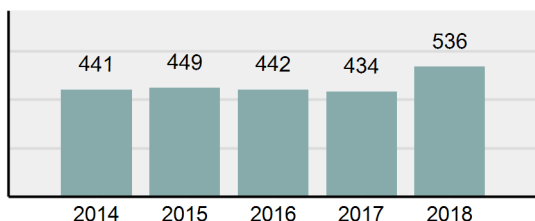
- Arrest Total 536
- % change from 2017 **23.5%**
- Adult Arrest total 522
- Juvenile Arrest total 14
- Arrest Rate per 100,000 population 3,245.93

Group "A" Offenses	Offenses		Arrests	
	# Reported	# Cleared	Adult	Juvenile
Murder	0	0	0	0
Negligent Manslaughter	0	0	0	0
Rape	4	1	0	1
Sodomy	0	0	0	0
Sexual Assault w/Obj	0	0	0	0
Fondling	3	0	0	0
Aggravated Assault	32	18	14	1
Simple Assault	70	49	32	0
Intimidation	2	1	2	0
Kidnapping	1	1	2	0
Incest	0	0	0	0
Statutory Rape	1	0	0	0
Human Trafficking, Commercial Sex Acts	0	0	0	0
Human Trafficking, Involuntary Servitude	0	0	0	0
Robbery	1	1	1	0
Burglary/Breaking and Entering	35	7	10	0
Larceny/Theft Offenses	73	10	7	2
Motor Vehicle Theft	7	0	0	0
Arson	0	0	0	0
Destruction Of Property	32	11	7	2
Counterfeiting/Forgery	6	2	1	0
Fraud Offenses	18	3	1	0
Embezzlement	0	0	0	0
Extortion/Blackmail	0	0	1	0
Bribery	0	0	0	0
Stolen Property Offenses	2	1	2	0
Drug/Narcotic Violations	112	109	106	3
Drug Equipment Violations	125	119	33	0
Gambling Offenses	0	0	0	0
Pornography/Obscene Material	0	0	0	0
Prostitution Offenses	0	0	0	0
Weapons Law Violations	8	5	2	0
Animal Cruelty	0	0	0	0
Total Group "A"	532	338	221	9

Total Offenses - 5 year trend



Total Arrests - 5 year trend



Group "B" Arrests	Arrests	
	Adult	Juvenile
Bad Checks	3	0
Curfew/Loitering/Vagrancy Violations	0	0
Disorderly Conduct	1	0
DUI	63	2
Drunkenness	0	0
Family Offenses, Nonviolent	1	0
Liquor Law Violations	14	2
Peeping Tom	0	0
Trespass of Real Property	5	0
All Other Offenses	214	1
Total Group "B"	301	5