

Agency 2018 Crime Report

SALMON Police Department

Population: 3,103
County: Lemhi

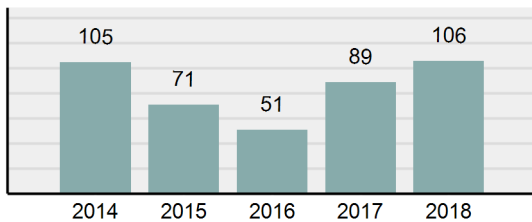
Offense Overview

- Offense Total 106
- % change from 2017 **19.1%**
- # of cleared offenses 49
- Percent Cleared 46.23%
- Group "A" Crime Rate per 100,000 population 3,416.05
- Summary based reporting crime rate per 100,000 populated is calculated for other state crime comparisons only. 1,385.76

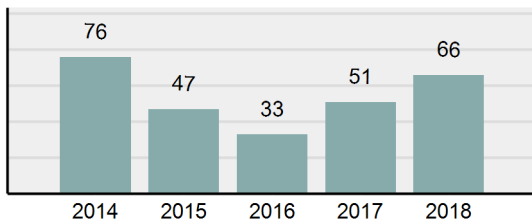
Arrest Overview

- Arrest Total 66
- % change from 2017 **29.41%**
- Adult Arrest total 59
- Juvenile Arrest total 7
- Arrest Rate per 100,000 population 2,126.97

Total Offenses - 5 year trend



Total Arrests - 5 year trend



Group "A" Offenses	Offenses		Arrests	
	# Reported	# Cleared	Adult	Juvenile
Murder	0	0	0	0
Negligent Manslaughter	0	0	0	0
Rape	1	0	0	0
Sodomy	0	0	0	0
Sexual Assault w/Obj	0	0	0	0
Fondling	0	0	0	0
Aggravated Assault	15	13	13	0
Simple Assault	2	2	2	0
Intimidation	6	3	3	0
Kidnapping	1	1	1	0
Incest	0	0	0	0
Statutory Rape	0	0	0	0
Human Trafficking, Commercial Sex Acts	0	0	0	0
Human Trafficking, Involuntary Servitude	0	0	0	0
Robbery	0	0	0	0
Burglary/Breaking and Entering	11	2	2	2
Larceny/Theft Offenses	16	4	5	0
Motor Vehicle Theft	0	0	0	0
Arson	0	0	0	0
Destruction Of Property	17	1	1	0
Counterfeiting/Forgery	2	1	1	0
Fraud Offenses	3	0	0	0
Embezzlement	1	0	0	0
Extortion/Blackmail	1	0	0	0
Bribery	0	0	0	0
Stolen Property Offenses	1	1	1	0
Drug/Narcotic Violations	20	12	12	2
Drug Equipment Violations	6	6	4	2
Gambling Offenses	0	0	0	0
Pornography/Obscene Material	0	0	0	0
Prostitution Offenses	0	0	0	0
Weapons Law Violations	3	3	2	0
Animal Cruelty	0	0	0	0
Total Group "A"	106	49	47	6

Group "B" Arrests	Arrests	
	Adult	Juvenile
Bad Checks	0	0
Curfew/Loitering/Vagrancy Violations	0	0
Disorderly Conduct	2	0
DUI	6	0
Drunkenness	0	0
Family Offenses, Nonviolent	1	0
Liquor Law Violations	0	0
Peeping Tom	0	0
Trespass of Real Property	0	0
All Other Offenses	3	1
Total Group "B"	12	1

Agency 2018 Crime Report

LEMHI County Sheriff's Office

Population: 4,829
County: Lemhi

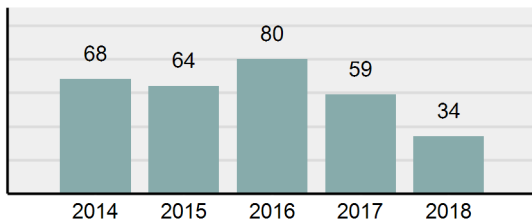
Offense Overview

- Offense Total 34
- % change from 2017 -42.37%
- # of cleared offenses 16
- Percent Cleared 47.06%
- Group "A" Crime Rate per 100,000 population 704.08
- Summary based reporting crime rate per 100,000 populated is calculated for other state crime comparisons only. 165.67

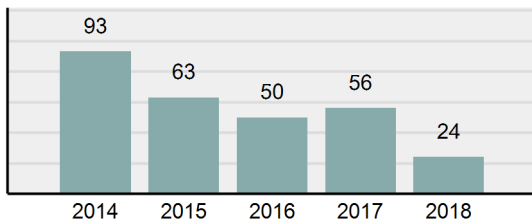
Arrest Overview

- Arrest Total 24
- % change from 2017 -57.14%
- Adult Arrest total 24
- Juvenile Arrest total 0
- Arrest Rate per 100,000 population 497.00

Total Offenses - 5 year trend



Total Arrests - 5 year trend



Group "A" Offenses	Offenses		Arrests	
	# Reported	# Cleared	Adult	Juvenile
Murder	0	0	0	0
Negligent Manslaughter	0	0	0	0
Rape	0	0	0	0
Sodomy	0	0	0	0
Sexual Assault w/Obj	0	0	0	0
Fondling	1	0	0	0
Aggravated Assault	5	1	1	0
Simple Assault	0	0	0	0
Intimidation	0	0	0	0
Kidnapping	0	0	0	0
Incest	0	0	0	0
Statutory Rape	0	0	0	0
Human Trafficking, Commercial Sex Acts	0	0	0	0
Human Trafficking, Involuntary Servitude	0	0	0	0
Robbery	0	0	0	0
Burglary/Breaking and Entering	1	0	0	0
Larceny/Theft Offenses	2	0	0	0
Motor Vehicle Theft	0	0	0	0
Arson	0	0	0	0
Destruction Of Property	2	0	0	0
Counterfeiting/Forgery	0	0	0	0
Fraud Offenses	1	0	0	0
Embezzlement	0	0	0	0
Extortion/Blackmail	0	0	0	0
Bribery	0	0	0	0
Stolen Property Offenses	0	0	0	0
Drug/Narcotic Violations	12	8	8	0
Drug Equipment Violations	10	7	0	0
Gambling Offenses	0	0	0	0
Pornography/Obscene Material	0	0	0	0
Prostitution Offenses	0	0	0	0
Weapons Law Violations	0	0	0	0
Animal Cruelty	0	0	0	0
Total Group "A"	34	16	9	0

Group "B" Arrests	Arrests	
	Adult	Juvenile
Bad Checks	0	0
Curfew/Loitering/Vagrancy Violations	0	0
Disorderly Conduct	0	0
DUI	12	0
Drunkenness	0	0
Family Offenses, Nonviolent	0	0
Liquor Law Violations	1	0
Peeping Tom	0	0
Trespass of Real Property	0	0
All Other Offenses	2	0
Total Group "B"	15	0

Agency 2018 Crime Report



Lemhi County Total

Population: 7,932
County: Lemhi

Offense Overview

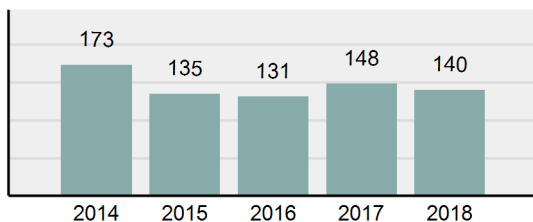
- Offense Total 140
- % change from 2017 **-5.41%**
- # of cleared offenses 65
- Percent Cleared 46.43%
- Group "A" Crime Rate per 100,000 population 1,765.00
- Summary based reporting crime rate per 100,000 populated is calculated for other state crime comparisons only. 642.97

Arrest Overview

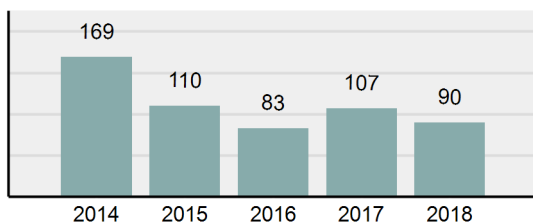
- Arrest Total 90
- % change from 2017 **-15.89%**
- Adult Arrest total 83
- Juvenile Arrest total 7
- Arrest Rate per 100,000 population 1,134.64

Group "A" Offenses	Offenses		Arrests	
	# Reported	# Cleared	Adult	Juvenile
Murder	0	0	0	0
Negligent Manslaughter	0	0	0	0
Rape	1	0	0	0
Sodomy	0	0	0	0
Sexual Assault w/Obj	0	0	0	0
Fondling	1	0	0	0
Aggravated Assault	20	14	14	0
Simple Assault	2	2	2	0
Intimidation	6	3	3	0
Kidnapping	1	1	1	0
Incest	0	0	0	0
Statutory Rape	0	0	0	0
Human Trafficking, Commercial Sex Acts	0	0	0	0
Human Trafficking, Involuntary Servitude	0	0	0	0
Robbery	0	0	0	0
Burglary/Breaking and Entering	12	2	2	2
Larceny/Theft Offenses	18	4	5	0
Motor Vehicle Theft	0	0	0	0
Arson	0	0	0	0
Destruction Of Property	19	1	1	0
Counterfeiting/Forgery	2	1	1	0
Fraud Offenses	4	0	0	0
Embezzlement	1	0	0	0
Extortion/Blackmail	1	0	0	0
Bribery	0	0	0	0
Stolen Property Offenses	1	1	1	0
Drug/Narcotic Violations	32	20	20	2
Drug Equipment Violations	16	13	4	2
Gambling Offenses	0	0	0	0
Pornography/Obscene Material	0	0	0	0
Prostitution Offenses	0	0	0	0
Weapons Law Violations	3	3	2	0
Animal Cruelty	0	0	0	0
Total Group "A"	140	65	56	6

Total Offenses - 5 year trend



Total Arrests - 5 year trend



Group "B" Arrests	Arrests	
	Adult	Juvenile
Bad Checks	0	0
Curfew/Loitering/Vagrancy Violations	0	0
Disorderly Conduct	2	0
DUI	18	0
Drunkenness	0	0
Family Offenses, Nonviolent	1	0
Liquor Law Violations	1	0
Peeping Tom	0	0
Trespass of Real Property	0	0
All Other Offenses	5	1
Total Group "B"	27	1