



Statewide Arrest



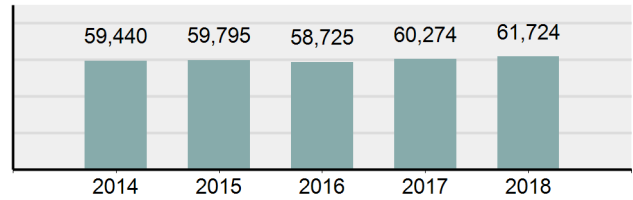
Stanley, ID
Submitted by Sara Breckon

Idaho Arrests in 2018

Statewide Arrests

Total Arrests	
Reported Arrests	61,724
Changes from 2017	2.41%
Rate per 100,000*	3,516.51

Total Arrests - 5 Year Trend

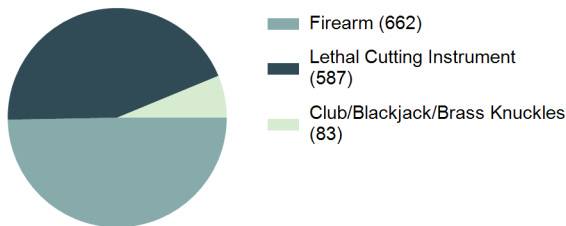


The term "arrest" is defined as a physical arrest, citation or served summons. This data represents the number of persons arrested, not on charges lodged; therefore, each reporting jurisdiction submits one set of arrest data for each person per single apprehension. One set of arrest data will clear single or multiple offenses in the same incident and/or multiple incidents. Arrests on warrants issued by another jurisdiction are reported by the originating agency, not the arresting agency.

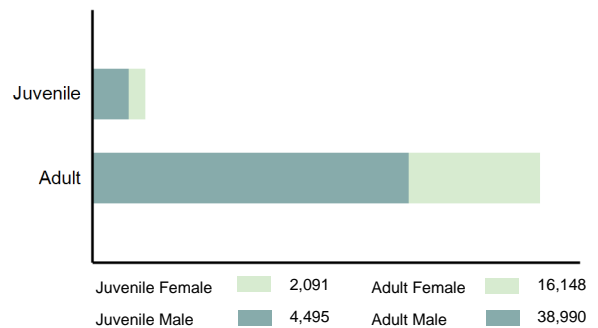
All persons arrested for the commission of a Group "A" or Group "B" crime are included in this count. Group "B" crime, which is only reported on the arrest level, encompasses offenses which are not under the Group "A" category. Excluded from this count are any traffic related arrests, with the exception of DUI, Hit and Run (of a person), and Vehicular Manslaughter.

Type Of Arrests	
On-View (without warrant)	25,997
Taken into Custody (based on a warrant)	18,313
Summoned/Cited	17,414

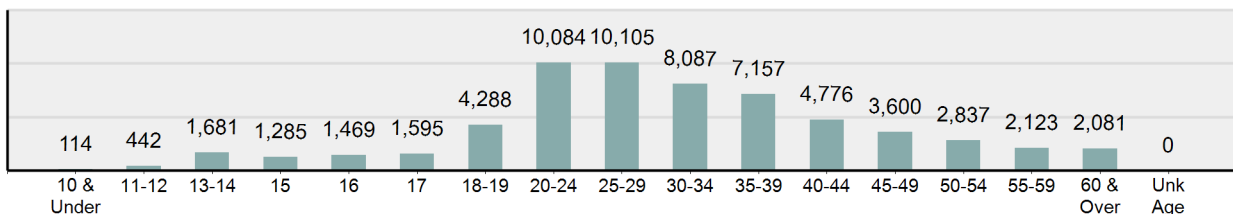
Weapons In Arrestees Possession



Arrest Types



Total Arrests by Age in 2018



*Population Base: 1,755,263

Idaho Arrests in 2018

Group "A" Arrests

Group "A" Arrests	2018 Reporting	% Adult Arrests	% Juvenile Arrests	Rate per 100,000 population *	2017 Reporting	Percent Change
Murder	17	88.24%	11.76%	1	19	-10.53%
Negligent Manslaughter	1	100.00%	0.00%	0	5	-80.00%
Forcible Sex Offenses:						
Rape	112	79.46%	20.54%	6	123	-8.94%
Sodomy	18	44.44%	55.56%	1	16	12.50%
Sexual Assault w/Obj	21	38.10%	61.90%	1	20	5.00%
Fondling	200	68.00%	32.00%	11	193	3.63%
Aggravated Assault	1,433	91.14%	8.86%	82	1,410	1.63%
Simple Assault	4,696	83.54%	16.46%	268	4,745	-1.03%
Intimidation	321	78.19%	21.81%	18	305	5.25%
Kidnapping	62	95.16%	4.84%	4	51	21.57%
NonForcible Sex Offenses:						
Incest	8	100.00%	0.00%	0	5	60.00%
Statutory Rape	26	96.15%	3.85%	1	20	30.00%
Human Trafficking, Commercial Sex Acts	0	0.00%	0.00%	0	0	0.00%
Human Trafficking, Involuntary Servitude	0	0.00%	0.00%	0	0	0.00%
Crimes Against Persons Total	6,915	84.3%	15.7%	393.96	6,912	0.04%
Robbery	103	79.61%	20.39%	6	76	35.53%
Burglary/Breaking and Entering	862	81.44%	18.56%	49	935	-7.81%
Larceny/Theft Offenses	4,179	80.04%	19.96%	238	4,567	-8.50%
Motor Vehicle Theft	186	72.04%	27.96%	11	240	-22.50%
Arson	57	49.12%	50.88%	3	53	7.55%
Destruction Of Property	835	67.43%	32.57%	48	906	-7.84%
Counterfeiting/Forgery	116	95.69%	4.31%	7	147	-21.09%
Fraud Offenses	320	90.63%	9.38%	18	309	3.56%
Embezzlement	43	83.72%	16.28%	2	40	7.50%
Extortion/Blackmail	5	80.00%	20.00%	0	3	66.67%
Bribery	0	0.00%	0.00%	0	0	0.00%
Stolen Property Offenses	223	92.83%	7.17%	13	232	-3.88%
Crimes Against Property Total	6,929	79.41%	20.59%	394.76	7,508	-7.71%
Drug/Narcotic Violations	11,451	90.69%	9.31%	652	10,726	6.76%
Drug Equipment Violations	3,275	90.47%	9.53%	187	3,212	1.96%
Gambling Offenses	0	0.00%	0.00%	0	0	0.00%
Pornography/Obscene Material	56	46.43%	53.57%	3	62	-9.68%
Prostitution Offenses	11	90.91%	9.09%	1	17	-35.29%
Weapons Law Violations	314	67.52%	32.48%	18	320	-1.88%
Animal Cruelty	1	100.00%	0.00%	0	1	0.00%
Crime Against Society Total	15,108	90%	10%	860.73	14,338	5.37%
Total Group "A" Arrests	28,952	86.1%	13.9%	1649.44	28,758	0.67%

Group "B" Arrests

Group "B" Arrests	2018 Reporting	% Adult Arrests	% Juvenile Arrests	Rate per 100,000 population *	2017 Reporting	Percent Change
Bad Checks	37	97.30%	2.70%	2	40	-7.50%
Curfew/Loitering/Vagrancy Violations	125	10.40%	89.60%	7	154	-18.83%
Disorderly Conduct	1,463	87.76%	12.24%	83	1,742	-16.02%
DUI	7,930	98.74%	1.26%	452	7,327	8.23%
Drunkenness	279	92.11%	7.89%	16	233	19.74%
Family Offenses, Nonviolent	690	98.84%	1.16%	39	609	13.30%
Liquor Law Violations	1,103	78.69%	21.31%	63	1,200	-8.08%
Peeping Tom	1	100.00%	0.00%	0	1	0.00%
Trespass of Real Property	858	90.33%	9.67%	49	904	-5.09%
All Other Offenses	20,286	91.02%	8.98%	1,156	19,306	5.08%
Total Group "B" Arrests	32,772	92.18%	7.82%	1867.07	31,516	3.99%

Idaho Arrests in 2018

Weapons in Possession of Arrestees

Offense	Handgun	Rifle	Shotgun	Club/ Blackjack/ Brass Knuckles	Firearm	Lethal Cutting Instrument	Total
Murder	2	1	0	0	0	0	3
Aggravated Assault	65	11	9	23	16	108	232
Simple Assault	5	0	10	11	3	16	45
Intimidation	4	0	4	2	1	6	17
Kidnapping	2	1	0	0	0	2	5
Robbery	4	0	1	2	4	4	15
Burglary/B&E	3	1	0	3	1	6	14
Larceny/Theft Offenses	12	2	4	1	8	25	52
Motor Vehicle Theft	0	0	0	0	0	1	1
Arson	0	0	0	0	0	1	1
Destruction Of Property	1	1	0	1	1	11	15
Counterfeiting/Forgery	0	0	0	0	0	2	2
Fraud Offenses	2	0	2	0	0	0	4
Stolen Property Offenses	6	2	0	1	1	6	16
Drug/Narcotic Violations	119	14	19	22	15	160	349
Drug Equipment Violations	9	0	3	6	5	40	63
Weapons Law Violations	66	7	2	6	10	43	134
Bad Checks	0	0	0	0	1	0	1
Curfew	0	0	0	0	0	1	1
Disorderly Conduct	3	0	5	2	3	7	20
DUI	67	9	10	0	12	48	146
Drunkenness	0	0	0	0	1	2	3
Family Offenses, Nonviolent	0	0	0	0	2	2	4
Liquor Law Violations	5	1	1	0	0	1	8
Trespass of Real Property	0	0	1	0	0	4	5
All Other Offenses	35	9	26	3	12	91	176
Total	410	59	97	83	96	587	1,332

Jurisdictional Residency of Arrestees

This information identifies if arrestee resides within the locality where the crime was committed.

Offense Against	Resident	Nonresident	Unknown
Person	5,337	1,372	206
Property	4,108	2,579	242
Society	8,589	5,912	607
Group B	21,233	10,503	1,036
Total	39,267	20,366	2,091
Percentage of Total Arrests	63.62%	33%	3.39%

Idaho Arrests in 2018

Arrestees By Race & Ethnicity

Offense	White	Black / African American	American Indian / Alaska Native	Asian	Unk	Hispanic / Latino	Not Hispanic / Latino	Unk
Murder	16	0	1	0	0	3	12	2
Negligent Manslaughter	0	0	0	0	1	0	0	1
Rape	102	4	0	2	4	12	94	6
Sodomy	13	0	0	0	5	1	12	5
Sexual Assault w/Obj	16	4	0	0	1	1	19	1
Fondling	175	5	2	3	15	20	161	19
Aggravated Assault	1,294	46	24	14	55	216	1,131	86
Simple Assault	4,093	152	122	47	282	628	3,732	336
Intimidation	290	12	3	1	15	33	271	17
Kidnapping	56	4	0	0	2	8	51	3
Incest	8	0	0	0	0	0	8	0
Statutory Rape	24	1	0	0	1	0	25	1
Human Trafficking, Commercial Sex Acts	0	0	0	0	0	0	0	0
Human Trafficking, Involuntary Servitude	0	0	0	0	0	0	0	0
Robbery	84	10	5	1	3	26	74	3
Burglary/Breaking and Entering	759	23	30	7	43	115	687	60
Larceny/Theft Offenses	3,604	99	138	18	320	440	3,387	352
Motor Vehicle Theft	153	4	10	0	19	36	128	22
Arson	44	1	1	0	11	2	45	10
Destruction Of Property	699	17	27	12	80	104	647	84
Counterfeiting/Forgery	100	10	2	0	4	14	95	7
Fraud Offenses	255	28	8	6	23	28	265	27
Embezzlement	38	0	0	4	1	3	39	1
Extortion/Blackmail	4	0	0	0	1	1	3	1
Bribery	0	0	0	0	0	0	0	0
Stolen Property Offenses	181	8	3	2	29	35	151	37
Drug/Narcotic Violations	9,099	281	197	71	1,803	1,262	8,141	2,048
Drug Equipment Violations	2,775	77	54	14	355	449	2,425	401
Gambling Offenses	0	0	0	0	0	0	0	0
Pornography/Obscene Material	45	4	1	0	6	2	49	5
Prostitution Offenses	9	1	0	0	1	2	8	1
Weapons Law Violations	266	6	6	3	33	45	236	33
Animal Cruelty	1	0	0	0	0	0	1	0
Bad Checks	34	0	2	0	1	0	34	3
Curfew/Loitering/Vagrancy Violations	108	1	4	2	10	14	95	16
Disorderly Conduct	1,290	38	41	10	84	231	1,120	112
DUI	6,278	126	165	61	1,300	1,010	5,475	1,445
Drunkenness	199	6	58	1	15	39	225	15
Family Offenses, Nonviolent	631	20	4	6	29	95	559	36
Liquor Law Violations	888	22	25	10	158	149	780	174
Peeping Tom	1	0	0	0	0	1	0	0
Trespass of Real Property	745	46	11	6	50	53	739	66
All Other Offenses	17,467	621	694	136	1,368	2,332	16,267	1,687
Total	51,844	1,677	1,638	437	6,128	7,410	47,191	7,123

Idaho Arrests in 2018

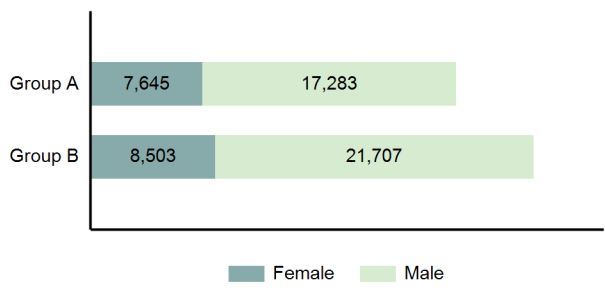
Adult Arrests

Adult Arrests by Gender

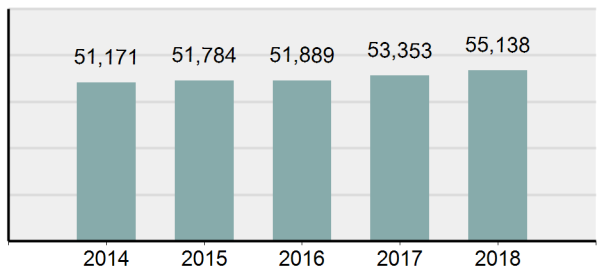
Offense Description	Male	Female
Murder	12	3
Negligent Manslaughter	1	0
Rape	88	1
Sodomy	8	0
Sexual Assault w/Obj	8	0
Fondling	127	9
Aggravated Assault	1,106	200
Simple Assault	2,758	1,165
Intimidation	212	39
Kidnapping	52	7
Incest	8	0
Statutory Rape	25	0
Human Trafficking	0	0
Robbery	62	20
Burglary/Breaking and Entering	514	188
Larceny/Theft Offenses	1,852	1,493
Motor Vehicle Theft	102	32
Arson	25	3
Destruction Of Property	458	105
Counterfeiting/Forgery	61	50
Fraud Offenses	156	134
Embezzlement	14	22
Extortion/Blackmail	3	1
Bribery	0	0
Stolen Property Offenses	161	46
Drug/Narcotic Violations	7,205	3,180
Drug Equipment Violations	2,038	925
Gambling Offenses	0	0
Pornography/Obscene Material	25	1
Prostitution Offenses	6	4
Weapons Law Violations	196	16
Animal Cruelty	0	1
Bad Checks	20	16
Curfew/Loitering/Vagrancy Violations	8	5
Disorderly Conduct	973	311
DUI	5,730	2,100
Drunkenness	217	40
Family Offenses, Nonviolent	483	199
Liquor Law Violations	654	214
Peeping Tom	1	0
Trespass of Real Property	587	188
All Other Offenses	13,034	5,430
Total	38,990	16,148

Total Adult Arrests	
Reported Adult Arrests	55,138
Change from 2017	3.35%

Adult Arrests by Category



Total Adult Arrests 5 Year Trend



Idaho Arrests in 2018

Adult Arrests By Age

Offense	18-19	20-24	25-29	30-34	35-39	40-44	45-49	50-54	55-59	60 & Over	Total
Murder	0	2	1	2	2	5	0	1	0	2	15
Negligent Manslaughter	0	0	0	1	0	0	0	0	0	0	1
Rape	22	20	11	12	13	3	1	3	1	3	89
Sodomy	2	2	0	1	2	0	0	0	0	1	8
Sexual Assault w/Obj	1	2	3	0	0	0	0	1	0	1	8
Fondling	18	16	19	11	20	7	14	11	7	13	136
Aggravated Assault	60	197	228	218	171	140	92	66	66	68	1,306
Simple Assault	203	605	690	632	563	374	295	236	143	182	3,923
Intimidation	9	31	32	40	42	26	19	15	17	20	251
Kidnapping	4	10	9	13	11	4	2	3	1	2	59
Incest	1	0	2	1	0	0	0	3	1	0	8
Statutory Rape	7	6	3	3	2	1	0	1	0	2	25
Human Trafficking	0	0	0	0	0	0	0	0	0	0	0
Robbery	21	16	15	9	7	6	1	2	4	1	82
Burglary/Breaking and Entering	76	112	121	116	97	70	52	34	12	12	702
Larceny/Theft Offenses	347	617	599	513	427	242	201	139	128	132	3,345
Motor Vehicle Theft	14	25	33	19	15	13	5	5	0	5	134
Arson	3	7	4	3	2	5	2	1	1	0	28
Destruction Of Property	57	125	110	74	61	38	32	25	19	22	563
Counterfeiting/Forgery	6	18	22	19	21	11	4	2	5	3	111
Fraud Offenses	17	48	72	62	29	22	24	9	5	2	290
Embezzlement	3	8	7	5	5	3	1	3	1	0	36
Extortion/Blackmail	0	1	0	1	1	0	1	0	0	0	4
Bribery	0	0	0	0	0	0	0	0	0	0	0
Stolen Property Offenses	20	39	44	42	27	14	8	7	6	0	207
Drug/Narcotic Violations	1,159	2,245	1,956	1,421	1,190	797	551	463	346	257	10,385
Drug Equipment Violations	404	732	584	424	315	190	118	93	67	36	2,963
Gambling Offenses	0	0	0	0	0	0	0	0	0	0	0
Pornography/Obscene Material	3	4	4	1	3	3	5	1	0	2	26
Prostitution Offenses	0	0	1	2	1	0	3	2	1	0	10
Weapons Law Violations	21	34	41	23	26	19	10	12	14	12	212
Animal Cruelty	0	0	1	0	0	0	0	0	0	0	1
Bad Checks	0	5	4	4	6	8	4	1	2	2	36
Curfew/Loitering/Vagrancy Violations	0	0	3	4	2	0	1	0	2	1	13
Disorderly Conduct	81	185	220	169	188	125	89	86	64	77	1,284
DUI	288	1,265	1,273	1,059	959	763	673	545	434	571	7,830
Drunkenness	9	37	38	31	31	19	22	23	14	33	257
Family Offenses, Nonviolent	19	85	140	127	129	61	56	35	17	13	682
Liquor Law Violations	191	187	91	84	63	50	51	71	43	37	868
Peeping Tom	0	0	1	0	0	0	0	0	0	0	1
Trespass of Real Property	43	108	104	89	100	93	46	71	71	50	775
All Other Offenses	1,179	3,290	3,619	2,852	2,626	1,664	1,217	867	631	519	18,464
Total	4,288	10,084	10,105	8,087	7,157	4,776	3,600	2,837	2,123	2,081	55,138

Idaho Arrests in 2018

Juvenile Arrests

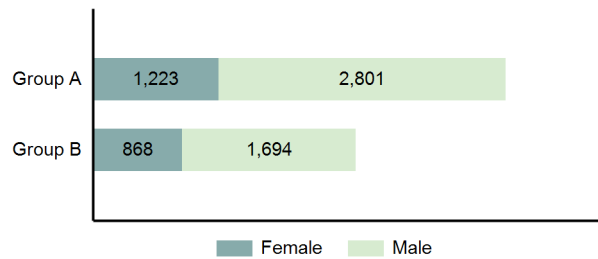
Juvenile Arrests by Gender

Offense Description	Male	Female
Murder	2	0
Negligent Manslaughter	0	0
Rape	23	0
Sodomy	8	2
Sexual Assault w/Obj	9	4
Fondling	56	8
Aggravated Assault	103	24
Simple Assault	502	271
Intimidation	55	15
Kidnapping	3	0
Incest	0	0
Statutory Rape	1	0
Human Trafficking	0	0
Robbery	21	0
Burglary/Breaking and Entering	143	17
Larceny/Theft Offenses	506	328
Motor Vehicle Theft	39	13
Arson	25	4
Destruction Of Property	231	41
Counterfeiting/Forgery	4	1
Fraud Offenses	19	11
Embezzlement	5	2
Extortion/Blackmail	1	0
Bribery	0	0
Stolen Property Offenses	12	4
Drug/Narcotic Violations	707	359
Drug Equipment Violations	209	103
Gambling Offenses	0	0
Pornography/Obscene Material	23	7
Prostitution Offenses	1	0
Weapons Law Violations	93	9
Animal Cruelty	0	0
Bad Checks	1	0
Curfew/Loitering/Vagrancy Violations	74	38
Disorderly Conduct	128	51
DUI	67	33
Drunkness	17	5
Family Offenses, Nonviolent	5	3
Liquor Law Violations	124	111
Peeping Tom	0	0
Trespass of Real Property	65	18
All Other Offenses	1,213	609
Total	4,495	2,091

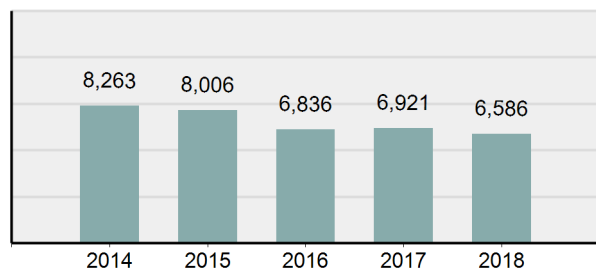
Total Juvenile Arrests	
Reported Juvenile Arrests	6,586
Change from 2017	-4.84%

Under the UCR guidelines, a juvenile is counted as "arrested" when the circumstances are such that if the juvenile were an adult, an arrest would have been reported. Any situation involving a juvenile, in lieu of an actual arrest, is summoned, cited, or notified to appear before a juvenile court or similar authority for a violation of the law, is reported as an arrest.

Juvenile Arrests by Category



Total Juvenile Arrests 5 Year Trend



Idaho Arrests in 2018

Juvenile Arrests By Age

Offense	10 & Under	11-12	13-14	15	16	17	Total
Murder	0	0	1	0	1	0	2
Negligent Manslaughter	0	0	0	0	0	0	0
Rape	0	1	4	4	6	8	23
Sodomy	2	4	2	0	1	1	10
Sexual Assault w/Obj	1	1	6	1	3	1	13
Fondling	5	6	23	7	13	10	64
Aggravated Assault	8	15	28	26	17	33	127
Simple Assault	39	103	244	129	132	126	773
Intimidation	4	4	22	17	13	10	70
Kidnapping	0	0	0	0	2	1	3
Incest	0	0	0	0	0	0	0
Statutory Rape	0	0	0	0	0	1	1
Human Trafficking	0	0	0	0	0	0	0
Robbery	0	0	1	4	6	10	21
Burglary/Breaking and Entering	3	10	45	27	32	43	160
Larceny/Theft Offenses	14	69	224	163	184	180	834
Motor Vehicle Theft	0	3	16	9	14	10	52
Arson	0	4	18	2	4	1	29
Destruction Of Property	10	32	91	57	49	33	272
Counterfeiting/Forgery	0	0	3	1	0	1	5
Fraud Offenses	0	1	8	3	7	11	30
Embezzlement	0	0	0	1	1	5	7
Extortion/Blackmail	0	0	1	0	0	0	1
Bribery	0	0	0	0	0	0	0
Stolen Property Offenses	0	1	1	2	2	10	16
Drug/Narcotic Violations	1	26	207	213	281	338	1,066
Drug Equipment Violations	0	7	57	72	76	100	312
Gambling Offenses	0	0	0	0	0	0	0
Pornography/Obscene Material	1	0	16	5	5	3	30
Prostitution Offenses	0	0	0	0	1	0	1
Weapons Law Violations	4	21	34	18	12	13	102
Animal Cruelty	0	0	0	0	0	0	0
Bad Checks	0	0	0	0	1	0	1
Curfew/Loitering/Vagrancy Violations	1	4	31	30	19	27	112
Disorderly Conduct	1	22	57	30	31	38	179
DUI	0	0	3	5	31	61	100
Drunkenness	1	0	3	5	4	9	22
Family Offenses, Nonviolent	0	0	2	1	2	3	8
Liquor Law Violations	0	4	43	53	54	81	235
Peeping Tom	0	0	0	0	0	0	0
Trespass of Real Property	2	12	19	15	22	13	83
All Other Offenses	17	92	471	385	443	414	1,822
Total	114	442	1,681	1,285	1,469	1,595	6,586

Idaho Arrests in 2018

Adult/Juvenile Arrests - 5 Year Trend

Offense	2014		2015		2016		2017		2018	
	Adult	Juvenile	Adult	Juvenile	Adult	Juvenile	Adult	Juvenile	Adult	Juvenile
Murder	17	1	19	0	28	0	19	0	15	2
Negligent Manslaughter	3	0	4	1	2	0	4	1	1	0
Rape	73	15	84	14	81	24	79	44	89	23
Sodomy	8	8	14	10	13	11	5	11	8	10
Sexual Assault w/Obj	15	8	11	2	15	5	8	12	8	13
Fondling	127	71	129	45	119	56	128	65	136	64
Aggravated Assault	1,107	82	1,203	132	1,254	109	1,288	122	1,306	127
Simple Assault	3,997	777	4,106	776	3,982	781	3,950	795	3,923	773
Intimidation	245	40	286	29	290	52	255	50	251	70
Kidnapping	44	5	54	4	52	3	51	0	59	3
Incest	3	2	2	1	3	2	4	1	8	0
Statutory Rape	31	1	32	5	28	4	18	2	25	1
Human Trafficking, Commercial Sex Acts	0	0	0	0	0	0	0	0	0	0
Human Trafficking, Involuntary Servitude	0	0	0	0	0	0	0	0	0	0
Robbery	84	10	102	8	80	12	55	21	82	21
Burglary/Breaking and Entering	705	327	771	256	748	188	719	216	702	160
Larceny/Theft Offenses	4,116	1,383	4,066	1,291	3,769	1,098	3,504	1,063	3,345	834
Motor Vehicle Theft	130	83	157	74	152	76	157	83	134	52
Arson	27	38	26	42	21	24	28	25	28	29
Destruction Of Property	674	377	628	387	579	321	601	305	563	272
Counterfeiting/Forgery	112	3	135	1	130	1	143	4	111	5
Fraud Offenses	270	33	251	32	258	37	274	35	290	30
Embezzlement	61	3	44	6	52	1	37	3	36	7
Extortion/Blackmail	2	1	4	1	11	1	3	0	4	1
Bribery	2	0	1	0	0	0	0	0	0	0
Stolen Property Offenses	202	33	245	58	231	38	210	22	207	16
Drug/Narcotic Violations	6,572	885	7,476	900	8,583	982	9,655	1,071	10,385	1,066
Drug Equipment Violations	2,287	366	2,433	356	2,673	336	2,829	383	2,963	312
Gambling Offenses	0	0	0	0	0	0	0	0	0	0
Pornography/Obscene Material	28	21	34	21	35	26	22	40	26	30
Prostitution Offenses	21	0	19	0	20	0	17	0	10	1
Weapons Law Violations	271	87	263	99	267	107	209	111	212	102
Animal Cruelty	0	0	0	0	0	0	1	0	1	0
Bad Checks	66	0	67	2	50	0	39	1	36	1
Curfew/Loitering/Vagrancy Violations	21	279	14	203	10	81	14	140	13	112
Disorderly Conduct	1,408	265	1,360	353	1,400	274	1,492	250	1,284	179
DUI	7,381	73	7,326	70	7,269	69	7,265	62	7,830	100
Drunkenness	313	65	247	50	243	31	207	26	257	22
Family Offenses, Nonviolent	894	39	917	57	814	58	589	20	682	8
Liquor Law Violations	1,891	607	1,609	613	1,135	410	976	224	868	235
Peeping Tom	3	0	3	0	4	0	1	0	1	0
Trespass of Real Property	666	82	680	88	821	68	813	91	775	83
All Other Offenses	17,294	2,193	16,962	2,019	16,667	1,550	17,684	1,622	18,464	1,822
Total	51,171	8,263	51,784	8,006	51,889	6,836	53,353	6,921	55,138	6,586
Total Arrests		59,434		59,790		58,725		60,274		61,724