

Agency 2019 Crime Report

PRESTON Police Department

Population: 5,533
County: Franklin

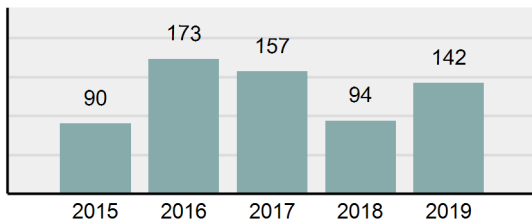
Offense Overview

- Offense Total 142
- % change from 2018 **51.06%**
- # of cleared offenses 0
- Percent Cleared 0%
- Group "A" Crime Rate per 100,000 population 2,566.42
- Summary based reporting crime rate per 100,000 populated is calculated for other state crime comparisons only. 1,012.11

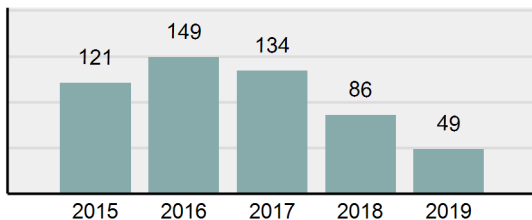
Arrest Overview

- Arrest Total 49
- % change from 2018 **-43.02%**
- Adult Arrest total 46
- Juvenile Arrest total 3
- Arrest Rate per 100,000 population 885.60

Total Offenses - 5 year trend



Total Arrests - 5 year trend



Group "A" Offenses	Offenses		Arrests	
	# Reported	# Cleared	Adult	Juvenile
Murder	1	0	0	0
Negligent Manslaughter	0	0	0	0
Rape	4	0	0	0
Sodomy	0	0	0	0
Sexual Assault w/Obj	0	0	0	0
Fondling	2	0	0	0
Aggravated Assault	0	0	0	0
Simple Assault	19	0	0	0
Intimidation	0	0	0	0
Kidnapping	0	0	0	0
Incest	0	0	0	0
Statutory Rape	1	0	0	0
Human Trafficking, Commercial Sex Acts	0	0	0	0
Human Trafficking, Involuntary Servitude	0	0	0	0
Robbery	0	0	0	0
Burglary/Breaking and Entering	21	0	0	0
Larceny/Theft Offenses	30	0	0	0
Motor Vehicle Theft	0	0	0	0
Arson	0	0	0	0
Destruction Of Property	12	0	0	0
Counterfeiting/Forgery	0	0	0	0
Fraud Offenses	12	0	0	0
Embezzlement	0	0	0	0
Extortion/Blackmail	4	0	0	0
Bribery	0	0	0	0
Stolen Property Offenses	0	0	0	0
Drug/Narcotic Violations	17	0	0	0
Drug Equipment Violations	17	0	0	0
Gambling Offenses	0	0	0	0
Pornography/Obscene Material	0	0	0	0
Prostitution Offenses	0	0	0	0
Weapons Law Violations	2	0	0	0
Animal Cruelty	0	0	0	0
Total Group "A"	142	0	0	0

Group "B" Arrests	Arrests	
	Adult	Juvenile
Bad Checks	0	0
Curfew/Loitering/Vagrancy Violations	0	0
Disorderly Conduct	5	1
DUI	16	0
Drunkenness	0	0
Family Offenses, Nonviolent	0	0
Liquor Law Violations	4	1
Peeping Tom	0	0
Trespass of Real Property	0	0
All Other Offenses	21	1
Total Group "B"	46	3

Agency 2019 Crime Report

FRANKLIN County Sheriff's Office

Population: 8,379
County: Franklin

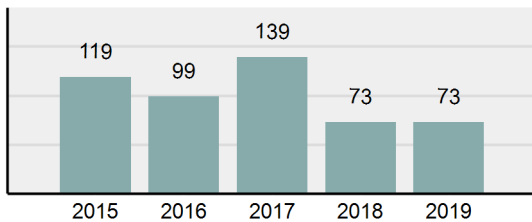
Offense Overview

- Offense Total 73
- % change from 2018 **0%**
- # of cleared offenses 37
- Percent Cleared 50.68%
- Group "A" Crime Rate per 100,000 population 871.23
- Summary based reporting crime rate per 100,000 populated is calculated for other state crime comparisons only. 501.25

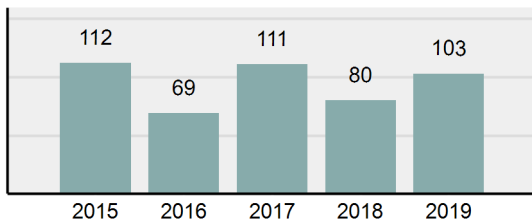
Arrest Overview

- Arrest Total 103
- % change from 2018 **28.75%**
- Adult Arrest total 99
- Juvenile Arrest total 4
- Arrest Rate per 100,000 population 1,229.26

Total Offenses - 5 year trend



Total Arrests - 5 year trend



Group "A" Offenses	Offenses		Arrests	
	# Reported	# Cleared	Adult	Juvenile
Murder	1	1	1	0
Negligent Manslaughter	0	0	0	0
Rape	0	0	0	0
Sodomy	0	0	0	0
Sexual Assault w/Obj	0	0	0	0
Fondling	0	0	0	0
Aggravated Assault	7	7	2	0
Simple Assault	6	6	3	1
Intimidation	0	0	0	0
Kidnapping	0	0	0	0
Incest	0	0	0	0
Statutory Rape	0	0	0	0
Human Trafficking, Commercial Sex Acts	0	0	0	0
Human Trafficking, Involuntary Servitude	0	0	0	0
Robbery	0	0	0	0
Burglary/Breaking and Entering	20	0	0	0
Larceny/Theft Offenses	14	2	2	1
Motor Vehicle Theft	0	0	0	0
Arson	0	0	0	0
Destruction Of Property	0	0	1	0
Counterfeiting/Forgery	0	0	0	0
Fraud Offenses	3	0	0	0
Embezzlement	0	0	0	0
Extortion/Blackmail	0	0	0	0
Bribery	0	0	0	0
Stolen Property Offenses	0	0	0	0
Drug/Narcotic Violations	14	13	11	1
Drug Equipment Violations	8	8	1	0
Gambling Offenses	0	0	0	0
Pornography/Obscene Material	0	0	0	0
Prostitution Offenses	0	0	0	0
Weapons Law Violations	0	0	0	0
Animal Cruelty	0	0	0	0
Total Group "A"	73	37	21	3

Group "B" Arrests	Arrests	
	Adult	Juvenile
Bad Checks	0	0
Curfew/Loitering/Vagrancy Violations	0	0
Disorderly Conduct	1	0
DUI	23	0
Drunkenness	0	0
Family Offenses, Nonviolent	0	0
Liquor Law Violations	9	1
Peeping Tom	0	0
Trespass of Real Property	2	0
All Other Offenses	43	0
Total Group "B"	78	1

Agency 2019 Crime Report



Franklin County Total

Population: 13,912
County: Franklin

Offense Overview

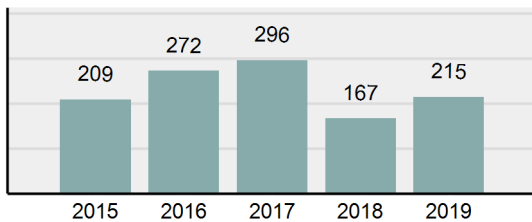
- Offense Total 215
- % change from 2018 **28.74%**
- # of cleared offenses 37
- Percent Cleared 17.21%
- Group "A" Crime Rate per 100,000 population 1,545.43
- Summary based reporting crime rate per 100,000 populated is calculated for other state crime comparisons only. 704.43

Arrest Overview

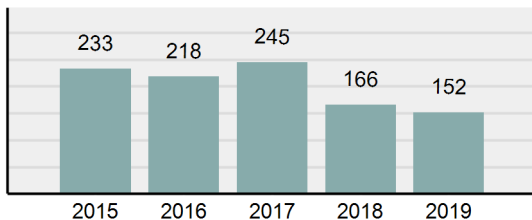
- Arrest Total 152
- % change from 2018 **-8.43%**
- Adult Arrest total 145
- Juvenile Arrest total 7
- Arrest Rate per 100,000 population 1,092.58

Group "A" Offenses	Offenses		Arrests	
	# Reported	# Cleared	Adult	Juvenile
Murder	2	1	1	0
Negligent Manslaughter	0	0	0	0
Rape	4	0	0	0
Sodomy	0	0	0	0
Sexual Assault w/Obj	0	0	0	0
Fondling	2	0	0	0
Aggravated Assault	7	7	2	0
Simple Assault	25	6	3	1
Intimidation	0	0	0	0
Kidnapping	0	0	0	0
Incest	0	0	0	0
Statutory Rape	1	0	0	0
Human Trafficking, Commercial Sex Acts	0	0	0	0
Human Trafficking, Involuntary Servitude	0	0	0	0
Robbery	0	0	0	0
Burglary/Breaking and Entering	41	0	0	0
Larceny/Theft Offenses	44	2	2	1
Motor Vehicle Theft	0	0	0	0
Arson	0	0	0	0
Destruction Of Property	12	0	1	0
Counterfeiting/Forgery	0	0	0	0
Fraud Offenses	15	0	0	0
Embezzlement	0	0	0	0
Extortion/Blackmail	4	0	0	0
Bribery	0	0	0	0
Stolen Property Offenses	0	0	0	0
Drug/Narcotic Violations	31	13	11	1
Drug Equipment Violations	25	8	1	0
Gambling Offenses	0	0	0	0
Pornography/Obscene Material	0	0	0	0
Prostitution Offenses	0	0	0	0
Weapons Law Violations	2	0	0	0
Animal Cruelty	0	0	0	0
Total Group "A"	215	37	21	3

Total Offenses - 5 year trend



Total Arrests - 5 year trend



Group "B" Arrests	Arrests	
	Adult	Juvenile
Bad Checks	0	0
Curfew/Loitering/Vagrancy Violations	0	0
Disorderly Conduct	6	1
DUI	39	0
Drunkenness	0	0
Family Offenses, Nonviolent	0	0
Liquor Law Violations	13	2
Peeping Tom	0	0
Trespass of Real Property	2	0
All Other Offenses	64	1
Total Group "B"	124	4