

# Agency 2020 Crime Report

## BOISE Police Department

Population: 231,223  
County: Ada

### Offense Overview

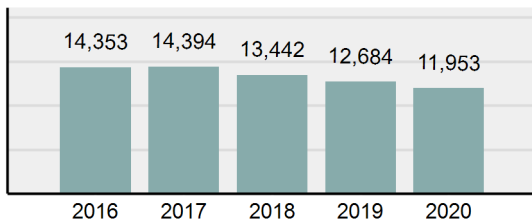
- Offense Total 11,953
- % change from 2019 **-5.76%**
- # of cleared offenses 4,806
- Percent Cleared 40.21%
- Group "A" Crime Rate per 100,000 population 5,169.47
- Summary based reporting crime rate per 100,000 populated is calculated for other state crime comparisons only. 2,000.23

### Arrest Overview

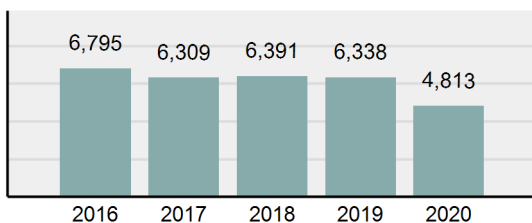
- Arrest Total 4,813
- % change from 2019 **-24.06%**
- Adult Arrest total 4,284
- Juvenile Arrest total 529
- Arrest Rate per 100,000 population 2,081.54

Group "A" Offenses	Offenses		Arrests	
	# Reported	# Cleared	Adult	Juvenile
Murder	4	4	4	0
Negligent Manslaughter	0	0	0	0
Rape	133	35	12	8
Sodomy	47	13	3	1
Sexual Assault w/Obj	36	12	5	2
Fondling	100	32	12	4
Aggravated Assault	445	254	173	8
Simple Assault	1,699	1,166	439	64
Intimidation	285	137	43	7
Kidnapping	27	16	1	0
Incest	0	0	0	0
Statutory Rape	5	1	1	0
Human Trafficking, Commercial Sex Acts	1	0	0	0
Human Trafficking, Involuntary Servitude	0	0	0	0
Robbery	55	22	21	2
Burglary/Breaking and Entering	488	46	23	9
Larceny/Theft Offenses	3,163	585	347	98
Motor Vehicle Theft	303	58	24	9
Arson	34	10	4	4
Destruction Of Property	1,197	216	70	12
Counterfeiting/Forgery	166	21	9	0
Fraud Offenses	1,264	160	90	5
Embezzlement	22	8	3	0
Extortion/Blackmail	38	1	0	0
Bribery	0	0	0	0
Stolen Property Offenses	52	38	12	1
Drug/Narcotic Violations	1,108	919	740	45
Drug Equipment Violations	1,084	942	262	14
Gambling Offenses	0	0	0	0
Pornography/Obscene Material	51	12	6	1
Prostitution Offenses	2	0	0	0
Weapons Law Violations	130	93	30	4
Animal Cruelty	14	5	0	0
<b>Total Group "A"</b>	<b>11,953</b>	<b>4,806</b>	<b>2,334</b>	<b>298</b>

**Total Offenses - 5 year trend**



**Total Arrests - 5 year trend**



Group "B" Arrests	Arrests	
	Adult	Juvenile
Bad Checks	8	0
Curfew/Loitering/Vagrancy Violations	0	11
Disorderly Conduct	404	20
DUI	535	10
Drunkenness	42	1
Family Offenses, Nonviolent	31	0
Liquor Law Violations	117	35
Peeping Tom	0	0
Trespass of Real Property	198	22
All Other Offenses	615	132
<b>Total Group "B"</b>	<b>1,950</b>	<b>231</b>

# Agency 2020 Crime Report

## GARDEN CITY Police Department

Population: 12,084  
County: Ada

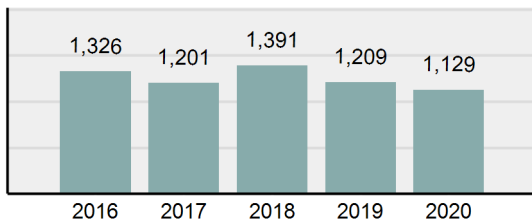
### Offense Overview

- Offense Total 1,129
- % change from 2019 -6.62%
- # of cleared offenses 550
- Percent Cleared 48.72%
- Group "A" Crime Rate per 100,000 population 9,342.93
- Summary based reporting crime rate per 100,000 populated is calculated for other state crime comparisons only. 3,194.31

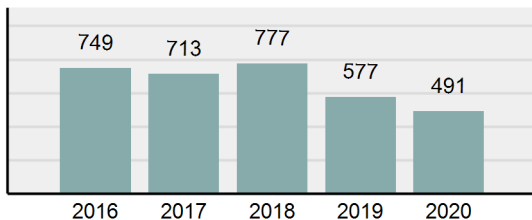
### Arrest Overview

- Arrest Total 491
- % change from 2019 -14.9%
- Adult Arrest total 472
- Juvenile Arrest total 19
- Arrest Rate per 100,000 population 4,063.22

**Total Offenses - 5 year trend**



**Total Arrests - 5 year trend**



Group "A" Offenses	Offenses		Arrests	
	# Reported	# Cleared	Adult	Juvenile
Murder	1	1	1	0
Negligent Manslaughter	0	0	0	0
Rape	9	2	0	0
Sodomy	1	0	0	0
Sexual Assault w/Obj	0	0	0	0
Fondling	14	1	0	0
Aggravated Assault	86	48	27	0
Simple Assault	175	88	36	4
Intimidation	22	8	2	0
Kidnapping	6	3	1	0
Incest	0	0	0	0
Statutory Rape	0	0	0	0
Human Trafficking, Commercial Sex Acts	0	0	0	0
Human Trafficking, Involuntary Servitude	0	0	0	0
Robbery	3	2	3	1
Burglary/Breaking and Entering	49	14	7	1
Larceny/Theft Offenses	202	52	32	1
Motor Vehicle Theft	35	16	3	0
Arson	1	0	0	0
Destruction Of Property	99	20	3	0
Counterfeiting/Forgery	20	2	0	0
Fraud Offenses	62	7	0	0
Embezzlement	1	0	0	0
Extortion/Blackmail	1	0	0	0
Bribery	0	0	0	0
Stolen Property Offenses	19	11	3	0
Drug/Narcotic Violations	166	146	112	2
Drug Equipment Violations	141	123	49	1
Gambling Offenses	0	0	0	0
Pornography/Obscene Material	2	1	0	0
Prostitution Offenses	0	0	0	0
Weapons Law Violations	14	5	1	0
Animal Cruelty	0	0	0	0
<b>Total Group "A"</b>	<b>1,129</b>	<b>550</b>	<b>280</b>	<b>10</b>

Group "B" Arrests	Arrests	
	Adult	Juvenile
Bad Checks	1	0
Curfew/Loitering/Vagrancy Violations	0	0
Disorderly Conduct	7	0
DUI	57	1
Drunkenness	0	0
Family Offenses, Nonviolent	3	0
Liquor Law Violations	3	0
Peeping Tom	0	0
Trespass of Real Property	15	0
All Other Offenses	106	8
<b>Total Group "B"</b>	<b>192</b>	<b>9</b>

# Agency 2020 Crime Report

## MERIDIAN Police Department

Population: 119,203  
County: Ada

### Offense Overview

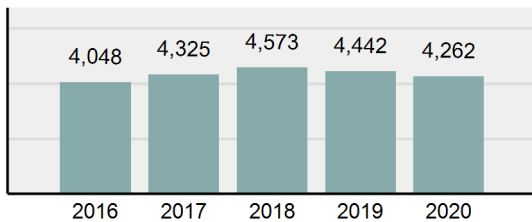
- Offense Total 4,262
- % change from 2019 -4.05%
- # of cleared offenses 1,786
- Percent Cleared 41.91%
- Group "A" Crime Rate per 100,000 population 3,575.41
- Summary based reporting crime rate per 100,000 populated is calculated for other state crime comparisons only. 1,017.59

### Arrest Overview

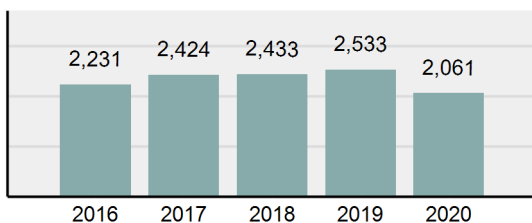
- Arrest Total 2,061
- % change from 2019 -18.63%
- Adult Arrest total 1,732
- Juvenile Arrest total 329
- Arrest Rate per 100,000 population 1,728.98

Group "A" Offenses	Offenses		Arrests	
	# Reported	# Cleared	Adult	Juvenile
Murder	1	1	1	0
Negligent Manslaughter	0	0	0	0
Rape	38	11	1	0
Sodomy	15	1	0	0
Sexual Assault w/Obj	9	1	0	0
Fondling	48	9	3	1
Aggravated Assault	132	77	61	1
Simple Assault	522	225	119	29
Intimidation	138	54	26	3
Kidnapping	20	9	2	0
Incest	0	0	0	0
Statutory Rape	5	1	1	0
Human Trafficking, Commercial Sex Acts	3	0	0	0
Human Trafficking, Involuntary Servitude	0	0	0	0
Robbery	7	3	1	0
Burglary/Breaking and Entering	161	16	15	6
Larceny/Theft Offenses	806	168	114	41
Motor Vehicle Theft	62	12	0	3
Arson	6	2	2	0
Destruction Of Property	292	42	13	7
Counterfeiting/Forgery	42	3	3	0
Fraud Offenses	713	152	131	10
Embezzlement	24	9	9	1
Extortion/Blackmail	18	0	0	0
Bribery	0	0	0	0
Stolen Property Offenses	44	25	14	1
Drug/Narcotic Violations	528	448	390	68
Drug Equipment Violations	538	475	151	13
Gambling Offenses	0	0	0	0
Pornography/Obscene Material	20	5	1	0
Prostitution Offenses	20	11	9	0
Weapons Law Violations	47	26	5	4
Animal Cruelty	3	0	0	0
<b>Total Group "A"</b>	<b>4,262</b>	<b>1,786</b>	<b>1,072</b>	<b>188</b>

**Total Offenses - 5 year trend**



**Total Arrests - 5 year trend**



Group "B" Arrests	Arrests	
	Adult	Juvenile
Bad Checks	0	0
Curfew/Loitering/Vagrancy Violations	0	38
Disorderly Conduct	19	4
DUI	372	5
Drunkenness	3	0
Family Offenses, Nonviolent	6	0
Liquor Law Violations	32	22
Peeping Tom	0	0
Trespass of Real Property	22	1
All Other Offenses	206	71
<b>Total Group "B"</b>	<b>660</b>	<b>141</b>

# Agency 2020 Crime Report

## ADA County Sheriff's Office

Population: 133,676  
County: Ada

### Offense Overview

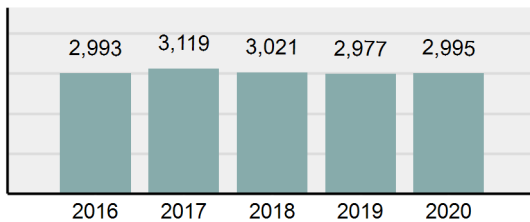
- Offense Total 2,995
- % change from 2019 **0.6%**
- # of cleared offenses 1,700
- Percent Cleared 56.76%
- Group "A" Crime Rate per 100,000 population 2,240.49
- Summary based reporting crime rate per 100,000 populated is calculated for other state crime comparisons only. 719.65

### Arrest Overview

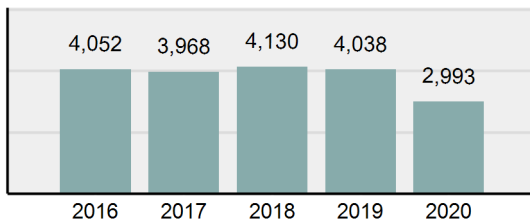
- Arrest Total 2,993
- % change from 2019 **-25.88%**
- Adult Arrest total 2,737
- Juvenile Arrest total 256
- Arrest Rate per 100,000 population 2,239.00

Group "A" Offenses	Offenses		Arrests	
	# Reported	# Cleared	Adult	Juvenile
Murder	0	0	0	0
Negligent Manslaughter	0	0	0	0
Rape	37	24	7	0
Sodomy	11	7	3	0
Sexual Assault w/Obj	5	4	1	0
Fondling	29	22	4	3
Aggravated Assault	196	162	127	4
Simple Assault	426	322	115	30
Intimidation	110	75	24	3
Kidnapping	16	14	2	0
Incest	0	0	0	0
Statutory Rape	0	0	0	0
Human Trafficking, Commercial Sex Acts	0	0	0	0
Human Trafficking, Involuntary Servitude	0	0	0	0
Robbery	7	6	6	0
Burglary/Breaking and Entering	153	44	24	4
Larceny/Theft Offenses	526	139	60	18
Motor Vehicle Theft	39	17	4	1
Arson	4	2	1	0
Destruction Of Property	244	94	29	22
Counterfeiting/Forgery	28	11	7	0
Fraud Offenses	68	26	8	1
Embezzlement	8	6	4	0
Extortion/Blackmail	6	1	1	0
Bribery	0	0	0	0
Stolen Property Offenses	16	11	4	0
Drug/Narcotic Violations	525	354	318	28
Drug Equipment Violations	491	331	72	12
Gambling Offenses	0	0	0	0
Pornography/Obscene Material	17	9	1	2
Prostitution Offenses	0	0	0	0
Weapons Law Violations	29	16	4	1
Animal Cruelty	4	3	1	1
<b>Total Group "A"</b>	<b>2,995</b>	<b>1,700</b>	<b>827</b>	<b>130</b>

**Total Offenses - 5 year trend**



**Total Arrests - 5 year trend**



Group "B" Arrests	Arrests	
	Adult	Juvenile
Bad Checks	0	0
Curfew/Loitering/Vagrancy Violations	0	5
Disorderly Conduct	24	3
DUI	266	1
Drunkenness	2	0
Family Offenses, Nonviolent	16	1
Liquor Law Violations	27	2
Peeping Tom	0	0
Trespass of Real Property	18	9
All Other Offenses	1,557	105
<b>Total Group "B"</b>	<b>1,910</b>	<b>126</b>

# Agency 2020 Crime Report



## Ada County Total

Population: 496,186  
County: Ada

### Offense Overview

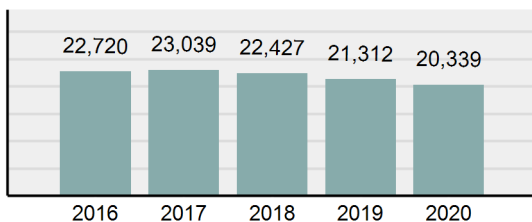
- Offense Total 20,339
- % change from 2019 -4.57%
- # of cleared offenses 8,842
- Percent Cleared 43.47%
- Group "A" Crime Rate per 100,000 population 4,099.07
- Summary based reporting crime rate per 100,000 populated is calculated for other state crime comparisons only. 1,448.25

### Arrest Overview

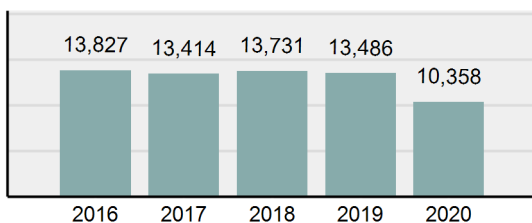
- Arrest Total 10,358
- % change from 2019 -23.19%
- Adult Arrest total 9,225
- Juvenile Arrest total 1,133
- Arrest Rate per 100,000 population 2,087.52

Group "A" Offenses	Offenses		Arrests	
	# Reported	# Cleared	Adult	Juvenile
Murder	6	6	6	0
Negligent Manslaughter	0	0	0	0
Rape	217	72	20	8
Sodomy	74	21	6	1
Sexual Assault w/Obj	50	17	6	2
Fondling	191	64	19	8
Aggravated Assault	859	541	388	13
Simple Assault	2,822	1,801	709	127
Intimidation	555	274	95	13
Kidnapping	69	42	6	0
Incest	0	0	0	0
Statutory Rape	10	2	2	0
Human Trafficking, Commercial Sex Acts	4	0	0	0
Human Trafficking, Involuntary Servitude	0	0	0	0
Robbery	72	33	31	3
Burglary/Breaking and Entering	851	120	69	20
Larceny/Theft Offenses	4,697	944	553	158
Motor Vehicle Theft	439	103	31	13
Arson	45	14	7	4
Destruction Of Property	1,832	372	115	41
Counterfeiting/Forgery	256	37	19	0
Fraud Offenses	2,107	345	229	16
Embezzlement	55	23	16	1
Extortion/Blackmail	63	2	1	0
Bribery	0	0	0	0
Stolen Property Offenses	131	85	33	2
Drug/Narcotic Violations	2,327	1,867	1560	143
Drug Equipment Violations	2,254	1,871	534	40
Gambling Offenses	0	0	0	0
Pornography/Obscene Material	90	27	8	3
Prostitution Offenses	22	11	9	0
Weapons Law Violations	220	140	40	9
Animal Cruelty	21	8	1	1
<b>Total Group "A"</b>	<b>20,339</b>	<b>8,842</b>	<b>4,513</b>	<b>626</b>

**Total Offenses - 5 year trend**



**Total Arrests - 5 year trend**



Group "B" Arrests	Arrests	
	Adult	Juvenile
Bad Checks	9	0
Curfew/Loitering/Vagrancy Violations	0	54
Disorderly Conduct	454	27
DUI	1,230	17
Drunkenness	47	1
Family Offenses, Nonviolent	56	1
Liquor Law Violations	179	59
Peeping Tom	0	0
Trespass of Real Property	253	32
All Other Offenses	2,484	316
<b>Total Group "B"</b>	<b>4,712</b>	<b>507</b>