

# Agency 2020 Crime Report

## CHALLIS Police Department

Population: 1,090  
County: Custer

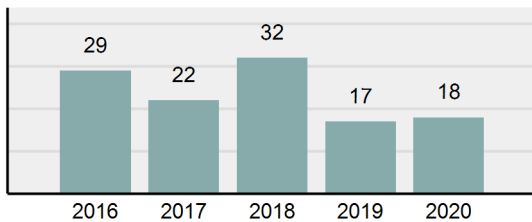
### Offense Overview

- Offense Total 18
- % change from 2019 **5.88%**
- # of cleared offenses 4
- Percent Cleared 22.22%
- Group "A" Crime Rate per 100,000 population 1,651.38
- Summary based reporting crime rate per 100,000 populated is calculated for other state crime comparisons only. 733.94

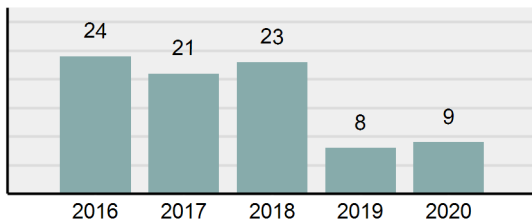
### Arrest Overview

- Arrest Total 9
- % change from 2019 **12.5%**
- Adult Arrest total 9
- Juvenile Arrest total 0
- Arrest Rate per 100,000 population 825.69

**Total Offenses - 5 year trend**



**Total Arrests - 5 year trend**



Group "A" Offenses	Offenses		Arrests	
	# Reported	# Cleared	Adult	Juvenile
Murder	0	0	0	0
Negligent Manslaughter	0	0	0	0
Rape	1	0	0	0
Sodomy	0	0	0	0
Sexual Assault w/Obj	0	0	0	0
Fondling	2	0	0	0
Aggravated Assault	1	1	1	0
Simple Assault	4	3	3	0
Intimidation	0	0	0	0
Kidnapping	0	0	0	0
Incest	0	0	0	0
Statutory Rape	0	0	0	0
Human Trafficking, Commercial Sex Acts	0	0	0	0
Human Trafficking, Involuntary Servitude	0	0	0	0
Robbery	0	0	0	0
Burglary/Breaking and Entering	2	0	0	0
Larceny/Theft Offenses	4	0	0	0
Motor Vehicle Theft	0	0	0	0
Arson	0	0	0	0
Destruction Of Property	4	0	0	0
Counterfeiting/Forgery	0	0	0	0
Fraud Offenses	0	0	0	0
Embezzlement	0	0	0	0
Extortion/Blackmail	0	0	0	0
Bribery	0	0	0	0
Stolen Property Offenses	0	0	0	0
Drug/Narcotic Violations	0	0	0	0
Drug Equipment Violations	0	0	0	0
Gambling Offenses	0	0	0	0
Pornography/Obscene Material	0	0	0	0
Prostitution Offenses	0	0	0	0
Weapons Law Violations	0	0	0	0
Animal Cruelty	0	0	0	0
<b>Total Group "A"</b>	<b>18</b>	<b>4</b>	<b>4</b>	<b>0</b>

Group "B" Arrests	Arrests	
	Adult	Juvenile
Bad Checks	0	0
Curfew/Loitering/Vagrancy Violations	0	0
Disorderly Conduct	0	0
DUI	2	0
Drunkenness	0	0
Family Offenses, Nonviolent	0	0
Liquor Law Violations	0	0
Peeping Tom	0	0
Trespass of Real Property	0	0
All Other Offenses	3	0
<b>Total Group "B"</b>	<b>5</b>	<b>0</b>

# Agency 2020 Crime Report

## CUSTER County Sheriff's Office

Population: 3,253  
County: Custer

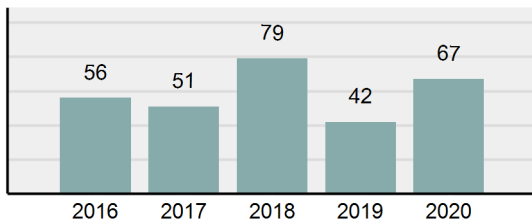
### Offense Overview

- Offense Total 67
- % change from 2019 **59.52%**
- # of cleared offenses 19
- Percent Cleared 28.36%
- Group "A" Crime Rate per 100,000 population 2,059.64
- Summary based reporting crime rate per 100,000 populated is calculated for other state crime comparisons only. 768.52

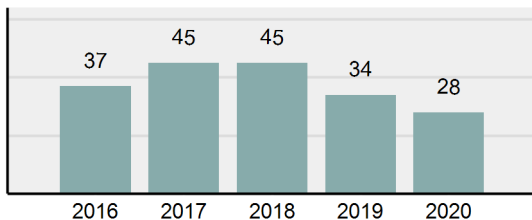
### Arrest Overview

- Arrest Total 28
- % change from 2019 **-17.65%**
- Adult Arrest total 27
- Juvenile Arrest total 1
- Arrest Rate per 100,000 population 860.74

**Total Offenses - 5 year trend**



**Total Arrests - 5 year trend**



Group "A" Offenses	Offenses		Arrests	
	# Reported	# Cleared	Adult	Juvenile
Murder	0	0	0	0
Negligent Manslaughter	0	0	0	0
Rape	0	0	0	0
Sodomy	1	0	0	0
Sexual Assault w/Obj	2	1	0	0
Fondling	6	1	1	0
Aggravated Assault	4	2	1	0
Simple Assault	15	6	2	0
Intimidation	2	1	1	0
Kidnapping	0	0	0	0
Incest	0	0	0	0
Statutory Rape	0	0	0	0
Human Trafficking, Commercial Sex Acts	0	0	0	0
Human Trafficking, Involuntary Servitude	0	0	0	0
Robbery	0	0	0	0
Burglary/Breaking and Entering	4	1	2	0
Larceny/Theft Offenses	16	0	0	0
Motor Vehicle Theft	1	0	0	0
Arson	0	0	0	0
Destruction Of Property	7	1	0	1
Counterfeiting/Forgery	0	0	0	0
Fraud Offenses	0	0	0	0
Embezzlement	0	0	0	0
Extortion/Blackmail	0	0	0	0
Bribery	0	0	0	0
Stolen Property Offenses	0	0	0	0
Drug/Narcotic Violations	2	1	1	0
Drug Equipment Violations	6	4	2	0
Gambling Offenses	0	0	0	0
Pornography/Obscene Material	0	0	0	0
Prostitution Offenses	0	0	0	0
Weapons Law Violations	1	1	0	0
Animal Cruelty	0	0	0	0
<b>Total Group "A"</b>	<b>67</b>	<b>19</b>	<b>10</b>	<b>1</b>

Group "B" Arrests	Arrests	
	Adult	Juvenile
Bad Checks	0	0
Curfew/Loitering/Vagrancy Violations	0	0
Disorderly Conduct	3	0
DUI	5	0
Drunkenness	0	0
Family Offenses, Nonviolent	0	0
Liquor Law Violations	0	0
Peeping Tom	0	0
Trespass of Real Property	4	0
All Other Offenses	5	0
<b>Total Group "B"</b>	<b>17</b>	<b>0</b>

# Agency 2020 Crime Report



## Custer County Total

Population: 4,343  
County: Custer

### Offense Overview

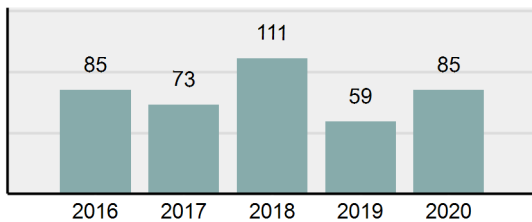
- Offense Total 85
- % change from 2019 **44.07%**
- # of cleared offenses 23
- Percent Cleared 27.06%
- Group "A" Crime Rate per 100,000 population 1,957.17
- Summary based reporting crime rate per 100,000 populated is calculated for other state crime comparisons only. 759.84

### Arrest Overview

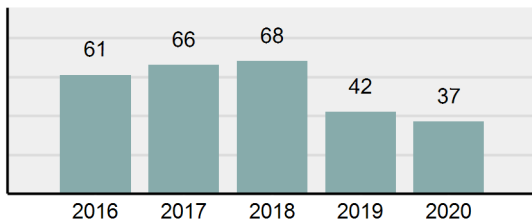
- Arrest Total 37
- % change from 2019 **-11.9%**
- Adult Arrest total 36
- Juvenile Arrest total 1
- Arrest Rate per 100,000 population 851.95

Group "A" Offenses	Offenses		Arrests	
	# Reported	# Cleared	Adult	Juvenile
Murder	0	0	0	0
Negligent Manslaughter	0	0	0	0
Rape	1	0	0	0
Sodomy	1	0	0	0
Sexual Assault w/Obj	2	1	0	0
Fondling	8	1	1	0
Aggravated Assault	5	3	2	0
Simple Assault	19	9	5	0
Intimidation	2	1	1	0
Kidnapping	0	0	0	0
Incest	0	0	0	0
Statutory Rape	0	0	0	0
Human Trafficking, Commercial Sex Acts	0	0	0	0
Human Trafficking, Involuntary Servitude	0	0	0	0
Robbery	0	0	0	0
Burglary/Breaking and Entering	6	1	2	0
Larceny/Theft Offenses	20	0	0	0
Motor Vehicle Theft	1	0	0	0
Arson	0	0	0	0
Destruction Of Property	11	1	0	1
Counterfeiting/Forgery	0	0	0	0
Fraud Offenses	0	0	0	0
Embezzlement	0	0	0	0
Extortion/Blackmail	0	0	0	0
Bribery	0	0	0	0
Stolen Property Offenses	0	0	0	0
Drug/Narcotic Violations	2	1	1	0
Drug Equipment Violations	6	4	2	0
Gambling Offenses	0	0	0	0
Pornography/Obscene Material	0	0	0	0
Prostitution Offenses	0	0	0	0
Weapons Law Violations	1	1	0	0
Animal Cruelty	0	0	0	0
<b>Total Group "A"</b>	<b>85</b>	<b>23</b>	<b>14</b>	<b>1</b>

**Total Offenses - 5 year trend**



**Total Arrests - 5 year trend**



Group "B" Arrests	Arrests	
	Adult	Juvenile
Bad Checks	0	0
Curfew/Loitering/Vagrancy Violations	0	0
Disorderly Conduct	3	0
DUI	7	0
Drunkenness	0	0
Family Offenses, Nonviolent	0	0
Liquor Law Violations	0	0
Peeping Tom	0	0
Trespass of Real Property	4	0
All Other Offenses	8	0
<b>Total Group "B"</b>	<b>22</b>	<b>0</b>