

Agency 2020 Crime Report

MOUNTAIN HOME Police Department

Population: 14,597
County: Elmore

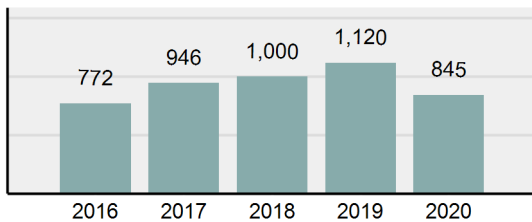
Offense Overview

- Offense Total 845
- % change from 2019 -24.55%
- # of cleared offenses 414
- Percent Cleared 48.99%
- Group "A" Crime Rate per 100,000 population 5,788.86
- Summary based reporting crime rate per 100,000 populated is calculated for other state crime comparisons only. 1,466.05

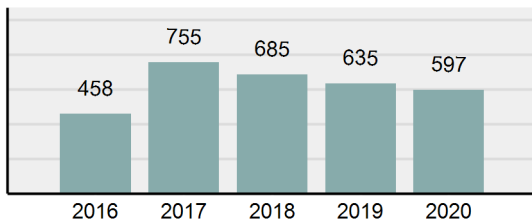
Arrest Overview

- Arrest Total 597
- % change from 2019 -5.98%
- Adult Arrest total 572
- Juvenile Arrest total 25
- Arrest Rate per 100,000 population 4,089.88

Total Offenses - 5 year trend



Total Arrests - 5 year trend



Group "A" Offenses	Offenses		Arrests	
	# Reported	# Cleared	Adult	Juvenile
Murder	1	1	1	0
Negligent Manslaughter	0	0	0	0
Rape	8	3	2	0
Sodomy	0	0	0	0
Sexual Assault w/Obj	0	0	0	0
Fondling	19	1	0	0
Aggravated Assault	46	28	15	1
Simple Assault	92	43	36	1
Intimidation	9	5	2	0
Kidnapping	1	0	0	0
Incest	0	0	0	0
Statutory Rape	1	0	0	0
Human Trafficking, Commercial Sex Acts	0	0	0	0
Human Trafficking, Involuntary Servitude	0	0	0	0
Robbery	0	0	0	0
Burglary/Breaking and Entering	14	4	10	0
Larceny/Theft Offenses	131	20	16	0
Motor Vehicle Theft	11	2	5	2
Arson	3	1	1	0
Destruction Of Property	153	12	3	0
Counterfeiting/Forgery	5	1	0	0
Fraud Offenses	32	0	0	0
Embezzlement	0	0	0	0
Extortion/Blackmail	0	0	0	0
Bribery	0	0	0	0
Stolen Property Offenses	6	6	1	0
Drug/Narcotic Violations	155	143	133	1
Drug Equipment Violations	148	137	20	0
Gambling Offenses	0	0	0	0
Pornography/Obscene Material	0	0	0	0
Prostitution Offenses	0	0	0	0
Weapons Law Violations	10	7	2	0
Animal Cruelty	0	0	0	0
Total Group "A"	845	414	247	5

Group "B" Arrests	Arrests	
	Adult	Juvenile
Bad Checks	0	0
Curfew/Loitering/Vagrancy Violations	0	0
Disorderly Conduct	2	0
DUI	75	1
Drunkenness	0	0
Family Offenses, Nonviolent	1	0
Liquor Law Violations	6	0
Peeping Tom	0	0
Trespass of Real Property	10	0
All Other Offenses	231	19
Total Group "B"	325	20

Agency 2020 Crime Report

ELMORE County Sheriff's Office

Population: 13,166
County: Elmore

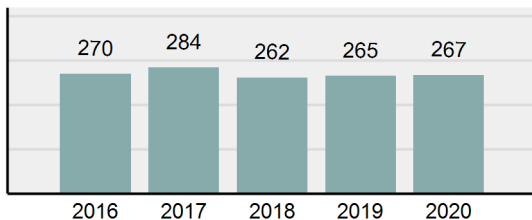
Offense Overview

- Offense Total 267
- % change from 2019 **0.75%**
- # of cleared offenses 141
- Percent Cleared 52.81%
- Group "A" Crime Rate per 100,000 population 2,027.95
- Summary based reporting crime rate per 100,000 populated is calculated for other state crime comparisons only. 569.65

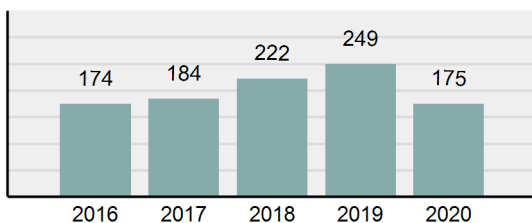
Arrest Overview

- Arrest Total 175
- % change from 2019 **-29.72%**
- Adult Arrest total 167
- Juvenile Arrest total 8
- Arrest Rate per 100,000 population 1,329.18

Total Offenses - 5 year trend



Total Arrests - 5 year trend



Group "A" Offenses	Offenses		Arrests	
	# Reported	# Cleared	Adult	Juvenile
Murder	0	0	0	0
Negligent Manslaughter	2	1	1	0
Rape	5	3	1	2
Sodomy	0	0	0	0
Sexual Assault w/Obj	0	0	0	0
Fondling	17	10	3	0
Aggravated Assault	27	18	12	2
Simple Assault	60	21	15	1
Intimidation	2	0	0	0
Kidnapping	1	1	1	0
Incest	0	0	0	0
Statutory Rape	1	1	1	0
Human Trafficking, Commercial Sex Acts	0	0	0	0
Human Trafficking, Involuntary Servitude	0	0	0	0
Robbery	2	0	1	0
Burglary/Breaking and Entering	12	6	4	0
Larceny/Theft Offenses	27	2	0	0
Motor Vehicle Theft	2	0	0	0
Arson	0	0	0	0
Destruction Of Property	7	3	0	0
Counterfeiting/Forgery	2	1	1	0
Fraud Offenses	7	0	0	0
Embezzlement	0	0	0	0
Extortion/Blackmail	0	0	0	0
Bribery	0	0	0	0
Stolen Property Offenses	3	0	0	0
Drug/Narcotic Violations	52	42	51	0
Drug Equipment Violations	36	30	2	0
Gambling Offenses	0	0	0	0
Pornography/Obscene Material	0	0	0	0
Prostitution Offenses	0	0	0	0
Weapons Law Violations	2	2	0	0
Animal Cruelty	0	0	0	0
Total Group "A"	267	141	93	5

Group "B" Arrests	Arrests	
	Adult	Juvenile
Bad Checks	0	0
Curfew/Loitering/Vagrancy Violations	0	0
Disorderly Conduct	3	0
DUI	53	2
Drunkenness	0	0
Family Offenses, Nonviolent	2	0
Liquor Law Violations	2	0
Peeping Tom	0	0
Trespass of Real Property	0	0
All Other Offenses	14	1
Total Group "B"	74	3

Agency 2020 Crime Report

Elmore County Total

Population: 27,763
County: Elmore

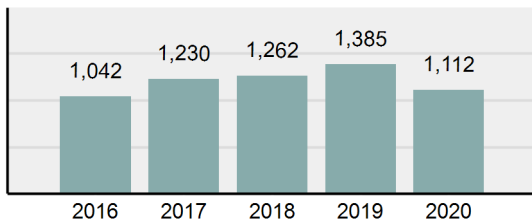
Offense Overview

- Offense Total 1,112
- % change from 2019 -19.71%
- # of cleared offenses 555
- Percent Cleared 49.91%
- Group "A" Crime Rate per 100,000 population 4,005.33
- Summary based reporting crime rate per 100,000 populated is calculated for other state crime comparisons only. 1,040.95

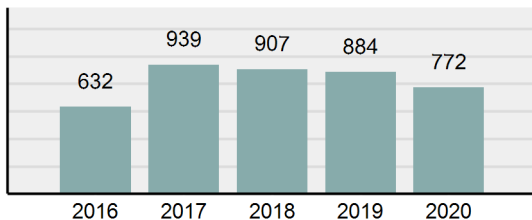
Arrest Overview

- Arrest Total 772
- % change from 2019 -12.67%
- Adult Arrest total 739
- Juvenile Arrest total 33
- Arrest Rate per 100,000 population 2,780.68

Total Offenses - 5 year trend



Total Arrests - 5 year trend



Group "A" Offenses	Offenses		Arrests	
	# Reported	# Cleared	Adult	Juvenile
Murder	1	1	1	0
Negligent Manslaughter	2	1	1	0
Rape	13	6	3	2
Sodomy	0	0	0	0
Sexual Assault w/Obj	0	0	0	0
Fondling	36	11	3	0
Aggravated Assault	73	46	27	3
Simple Assault	152	64	51	2
Intimidation	11	5	2	0
Kidnapping	2	1	1	0
Incest	0	0	0	0
Statutory Rape	2	1	1	0
Human Trafficking, Commercial Sex Acts	0	0	0	0
Human Trafficking, Involuntary Servitude	0	0	0	0
Robbery	2	0	1	0
Burglary/Breaking and Entering	26	10	14	0
Larceny/Theft Offenses	158	22	16	0
Motor Vehicle Theft	13	2	5	2
Arson	3	1	1	0
Destruction Of Property	160	15	3	0
Counterfeiting/Forgery	7	2	1	0
Fraud Offenses	39	0	0	0
Embezzlement	0	0	0	0
Extortion/Blackmail	0	0	0	0
Bribery	0	0	0	0
Stolen Property Offenses	9	6	1	0
Drug/Narcotic Violations	207	185	184	1
Drug Equipment Violations	184	167	22	0
Gambling Offenses	0	0	0	0
Pornography/Obscene Material	0	0	0	0
Prostitution Offenses	0	0	0	0
Weapons Law Violations	12	9	2	0
Animal Cruelty	0	0	0	0
Total Group "A"	1,112	555	340	10

Group "B" Arrests	Arrests	
	Adult	Juvenile
Bad Checks	0	0
Curfew/Loitering/Vagrancy Violations	0	0
Disorderly Conduct	5	0
DUI	128	3
Drunkenness	0	0
Family Offenses, Nonviolent	3	0
Liquor Law Violations	8	0
Peeping Tom	0	0
Trespass of Real Property	10	0
All Other Offenses	245	20
Total Group "B"	399	23