

Agency 2020 Crime Report

PRESTON Police Department

Population: 5,592
County: Franklin

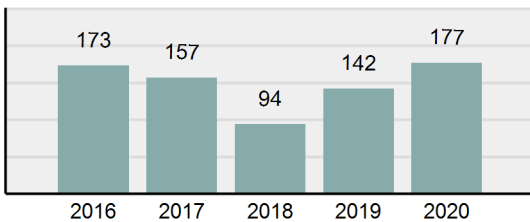
Offense Overview

- Offense Total 177
- % change from 2019 **24.65%**
- # of cleared offenses 25
- Percent Cleared 14.12%
- Group "A" Crime Rate per 100,000 population 3,165.24
- Summary based reporting crime rate per 100,000 populated is calculated for other state crime comparisons only. 1,144.49

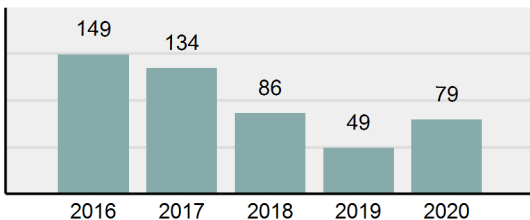
Arrest Overview

- Arrest Total 79
- % change from 2019 **61.22%**
- Adult Arrest total 70
- Juvenile Arrest total 9
- Arrest Rate per 100,000 population 1,412.73

Total Offenses - 5 year trend



Total Arrests - 5 year trend



Group "A" Offenses	Offenses		Arrests	
	# Reported	# Cleared	Adult	Juvenile
Murder	0	0	0	0
Negligent Manslaughter	0	0	0	0
Rape	2	0	0	0
Sodomy	0	0	0	0
Sexual Assault w/Obj	0	0	0	0
Fondling	6	1	1	0
Aggravated Assault	2	1	0	0
Simple Assault	27	4	2	0
Intimidation	1	0	0	0
Kidnapping	0	0	0	0
Incest	0	0	0	0
Statutory Rape	1	0	0	0
Human Trafficking, Commercial Sex Acts	0	0	0	0
Human Trafficking, Involuntary Servitude	0	0	0	0
Robbery	0	0	0	0
Burglary/Breaking and Entering	14	4	1	3
Larceny/Theft Offenses	46	5	4	1
Motor Vehicle Theft	0	0	0	0
Arson	0	0	0	0
Destruction Of Property	24	1	0	0
Counterfeiting/Forgery	3	1	0	0
Fraud Offenses	16	0	0	0
Embezzlement	1	0	0	0
Extortion/Blackmail	4	0	0	0
Bribery	0	0	0	0
Stolen Property Offenses	0	0	0	0
Drug/Narcotic Violations	15	5	6	1
Drug Equipment Violations	10	3	1	0
Gambling Offenses	0	0	0	0
Pornography/Obscene Material	5	0	0	0
Prostitution Offenses	0	0	0	0
Weapons Law Violations	0	0	0	0
Animal Cruelty	0	0	0	0
Total Group "A"	177	25	15	5

Group "B" Arrests	Arrests	
	Adult	Juvenile
Bad Checks	2	0
Curfew/Loitering/Vagrancy Violations	0	0
Disorderly Conduct	8	0
DUI	16	0
Drunkenness	5	0
Family Offenses, Nonviolent	0	0
Liquor Law Violations	10	2
Peeping Tom	0	0
Trespass of Real Property	3	2
All Other Offenses	11	0
Total Group "B"	55	4

Agency 2020 Crime Report

FRANKLIN County Sheriff's Office

Population: 8,516
County: Franklin

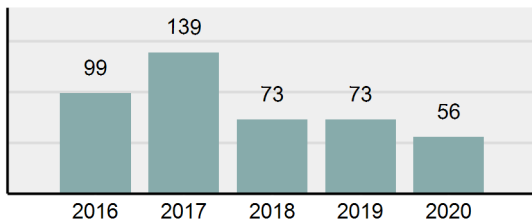
Offense Overview

- Offense Total 56
- % change from 2019 -23.29%
- # of cleared offenses 31
- Percent Cleared 55.36%
- Group "A" Crime Rate per 100,000 population 657.59
- Summary based reporting crime rate per 100,000 populated is calculated for other state crime comparisons only. 234.85

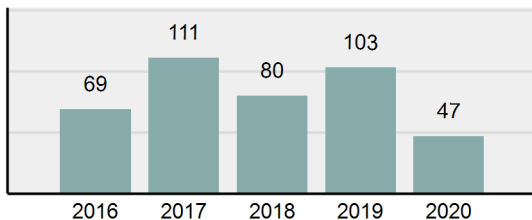
Arrest Overview

- Arrest Total 47
- % change from 2019 -54.37%
- Adult Arrest total 41
- Juvenile Arrest total 6
- Arrest Rate per 100,000 population 551.90

Total Offenses - 5 year trend



Total Arrests - 5 year trend



Group "A" Offenses	Offenses		Arrests	
	# Reported	# Cleared	Adult	Juvenile
Murder	0	0	0	0
Negligent Manslaughter	0	0	0	0
Rape	0	0	0	0
Sodomy	0	0	0	0
Sexual Assault w/Obj	0	0	0	0
Fondling	0	0	0	0
Aggravated Assault	2	2	1	1
Simple Assault	3	2	1	1
Intimidation	2	0	0	0
Kidnapping	0	0	0	0
Incest	0	0	0	0
Statutory Rape	0	0	0	0
Human Trafficking, Commercial Sex Acts	0	0	0	0
Human Trafficking, Involuntary Servitude	0	0	0	0
Robbery	0	0	0	0
Burglary/Breaking and Entering	2	1	1	0
Larceny/Theft Offenses	15	1	0	0
Motor Vehicle Theft	1	0	0	0
Arson	0	0	0	0
Destruction Of Property	1	1	1	0
Counterfeiting/Forgery	0	0	0	0
Fraud Offenses	4	1	0	1
Embezzlement	0	0	0	0
Extortion/Blackmail	0	0	0	0
Bribery	0	0	0	0
Stolen Property Offenses	0	0	0	0
Drug/Narcotic Violations	17	15	20	0
Drug Equipment Violations	9	8	0	0
Gambling Offenses	0	0	0	0
Pornography/Obscene Material	0	0	0	0
Prostitution Offenses	0	0	0	0
Weapons Law Violations	0	0	0	0
Animal Cruelty	0	0	0	0
Total Group "A"	56	31	24	3

Group "B" Arrests	Arrests	
	Adult	Juvenile
Bad Checks	0	0
Curfew/Loitering/Vagrancy Violations	0	0
Disorderly Conduct	0	0
DUI	5	0
Drunkenness	0	0
Family Offenses, Nonviolent	0	0
Liquor Law Violations	0	0
Peeping Tom	0	0
Trespass of Real Property	0	0
All Other Offenses	12	3
Total Group "B"	17	3

Agency 2020 Crime Report



Franklin County Total

Population: 14,108
County: Franklin

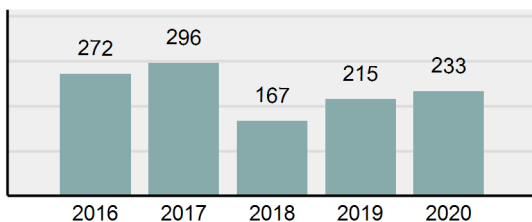
Offense Overview

- Offense Total 233
- % change from 2019 **8.37%**
- # of cleared offenses 56
- Percent Cleared 24.03%
- Group "A" Crime Rate per 100,000 population 1,651.55
- Summary based reporting crime rate per 100,000 populated is calculated for other state crime comparisons only. 595.41

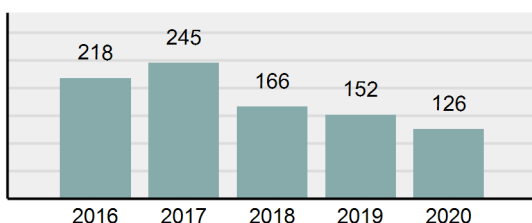
Arrest Overview

- Arrest Total 126
- % change from 2019 **-17.11%**
- Adult Arrest total 111
- Juvenile Arrest total 15
- Arrest Rate per 100,000 population 893.11

Total Offenses - 5 year trend



Total Arrests - 5 year trend



Group "A" Offenses	Offenses		Arrests	
	# Reported	# Cleared	Adult	Juvenile
Murder	0	0	0	0
Negligent Manslaughter	0	0	0	0
Rape	2	0	0	0
Sodomy	0	0	0	0
Sexual Assault w/Obj	0	0	0	0
Fondling	6	1	1	0
Aggravated Assault	4	3	1	1
Simple Assault	30	6	3	1
Intimidation	3	0	0	0
Kidnapping	0	0	0	0
Incest	0	0	0	0
Statutory Rape	1	0	0	0
Human Trafficking, Commercial Sex Acts	0	0	0	0
Human Trafficking, Involuntary Servitude	0	0	0	0
Robbery	0	0	0	0
Burglary/Breaking and Entering	16	5	2	3
Larceny/Theft Offenses	61	6	4	1
Motor Vehicle Theft	1	0	0	0
Arson	0	0	0	0
Destruction Of Property	25	2	1	0
Counterfeiting/Forgery	3	1	0	0
Fraud Offenses	20	1	0	1
Embezzlement	1	0	0	0
Extortion/Blackmail	4	0	0	0
Bribery	0	0	0	0
Stolen Property Offenses	0	0	0	0
Drug/Narcotic Violations	32	20	26	1
Drug Equipment Violations	19	11	1	0
Gambling Offenses	0	0	0	0
Pornography/Obscene Material	5	0	0	0
Prostitution Offenses	0	0	0	0
Weapons Law Violations	0	0	0	0
Animal Cruelty	0	0	0	0
Total Group "A"	233	56	39	8

Group "B" Arrests	Arrests	
	Adult	Juvenile
Bad Checks	2	0
Curfew/Loitering/Vagrancy Violations	0	0
Disorderly Conduct	8	0
DUI	21	0
Drunkenness	5	0
Family Offenses, Nonviolent	0	0
Liquor Law Violations	10	2
Peeping Tom	0	0
Trespass of Real Property	3	2
All Other Offenses	23	3
Total Group "B"	72	7