

# Agency 2020 Crime Report

## GOODING Police Department

Population: 3,429  
County: Gooding

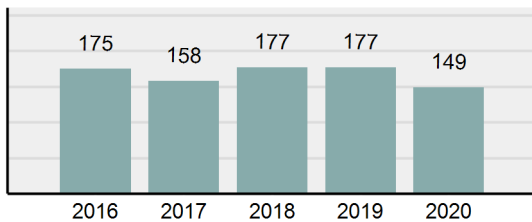
### Offense Overview

- Offense Total 149
- % change from 2019 -15.82%
- # of cleared offenses 74
- Percent Cleared 49.66%
- Group "A" Crime Rate per 100,000 population 4,345.29
- Summary based reporting crime rate per 100,000 populated is calculated for other state crime comparisons only. 2,041.41

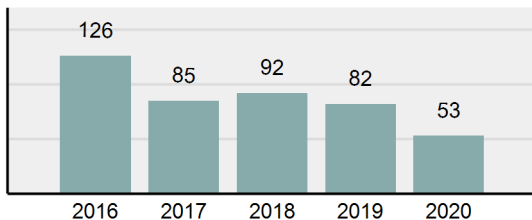
### Arrest Overview

- Arrest Total 53
- % change from 2019 -35.37%
- Adult Arrest total 42
- Juvenile Arrest total 11
- Arrest Rate per 100,000 population 1,545.64

Total Offenses - 5 year trend



Total Arrests - 5 year trend



Group "A" Offenses	Offenses		Arrests	
	# Reported	# Cleared	Adult	Juvenile
Murder	0	0	0	0
Negligent Manslaughter	0	0	0	0
Rape	3	2	1	0
Sodomy	0	0	0	0
Sexual Assault w/Obj	0	0	0	0
Fondling	3	2	1	0
Aggravated Assault	8	7	2	2
Simple Assault	25	18	5	0
Intimidation	2	1	1	0
Kidnapping	0	0	0	0
Incest	0	0	0	0
Statutory Rape	0	0	0	0
Human Trafficking, Commercial Sex Acts	0	0	0	0
Human Trafficking, Involuntary Servitude	0	0	0	0
Robbery	0	0	0	0
Burglary/Breaking and Entering	21	7	1	1
Larceny/Theft Offenses	36	11	6	0
Motor Vehicle Theft	2	1	1	0
Arson	0	0	0	0
Destruction Of Property	22	10	1	0
Counterfeiting/Forgery	0	0	0	0
Fraud Offenses	10	2	0	0
Embezzlement	0	0	0	0
Extortion/Blackmail	0	0	0	0
Bribery	0	0	0	0
Stolen Property Offenses	0	0	0	0
Drug/Narcotic Violations	10	8	6	0
Drug Equipment Violations	6	5	0	0
Gambling Offenses	0	0	0	0
Pornography/Obscene Material	1	0	0	0
Prostitution Offenses	0	0	0	0
Weapons Law Violations	0	0	0	0
Animal Cruelty	0	0	0	0
<b>Total Group "A"</b>	<b>149</b>	<b>74</b>	<b>25</b>	<b>3</b>

Group "B" Arrests	Arrests	
	Adult	Juvenile
Bad Checks	0	0
Curfew/Loitering/Vagrancy Violations	0	0
Disorderly Conduct	2	0
DUI	3	0
Drunkenness	0	0
Family Offenses, Nonviolent	0	0
Liquor Law Violations	1	4
Peeping Tom	0	0
Trespass of Real Property	2	4
All Other Offenses	9	0
<b>Total Group "B"</b>	<b>17</b>	<b>8</b>

# Agency 2020 Crime Report

## HAGERMAN Police Department

Population: 893  
County: Gooding

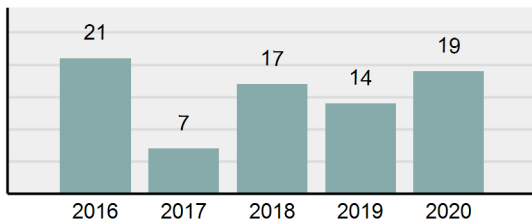
### Offense Overview

- Offense Total 19
- % change from 2019 **35.71%**
- # of cleared offenses 0
- Percent Cleared 0%
- Group "A" Crime Rate per 100,000 population 2,127.66
- Summary based reporting crime rate per 100,000 populated is calculated for other state crime comparisons only. 1,567.75

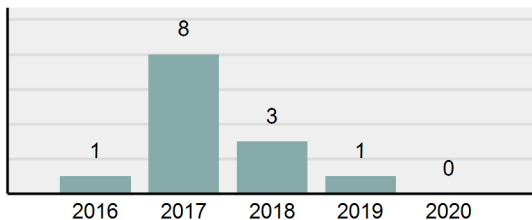
### Arrest Overview

- Arrest Total 0
- % change from 2019 **-100%**
- Adult Arrest total 0
- Juvenile Arrest total 0
- Arrest Rate per 100,000 population 0.00

**Total Offenses - 5 year trend**



**Total Arrests - 5 year trend**



Group "A" Offenses	Offenses		Arrests	
	# Reported	# Cleared	Adult	Juvenile
Murder	0	0	0	0
Negligent Manslaughter	0	0	0	0
Rape	0	0	0	0
Sodomy	0	0	0	0
Sexual Assault w/Obj	0	0	0	0
Fondling	0	0	0	0
Aggravated Assault	0	0	0	0
Simple Assault	1	0	0	0
Intimidation	0	0	0	0
Kidnapping	0	0	0	0
Incest	0	0	0	0
Statutory Rape	0	0	0	0
Human Trafficking, Commercial Sex Acts	0	0	0	0
Human Trafficking, Involuntary Servitude	0	0	0	0
Robbery	0	0	0	0
Burglary/Breaking and Entering	12	0	0	0
Larceny/Theft Offenses	1	0	0	0
Motor Vehicle Theft	1	0	0	0
Arson	0	0	0	0
Destruction Of Property	0	0	0	0
Counterfeiting/Forgery	0	0	0	0
Fraud Offenses	1	0	0	0
Embezzlement	0	0	0	0
Extortion/Blackmail	0	0	0	0
Bribery	0	0	0	0
Stolen Property Offenses	0	0	0	0
Drug/Narcotic Violations	2	0	0	0
Drug Equipment Violations	1	0	0	0
Gambling Offenses	0	0	0	0
Pornography/Obscene Material	0	0	0	0
Prostitution Offenses	0	0	0	0
Weapons Law Violations	0	0	0	0
Animal Cruelty	0	0	0	0
<b>Total Group "A"</b>	<b>19</b>	<b>0</b>	<b>0</b>	<b>0</b>

Group "B" Arrests	Arrests	
	Adult	Juvenile
Bad Checks	0	0
Curfew/Loitering/Vagrancy Violations	0	0
Disorderly Conduct	0	0
DUI	0	0
Drunkenness	0	0
Family Offenses, Nonviolent	0	0
Liquor Law Violations	0	0
Peeping Tom	0	0
Trespass of Real Property	0	0
All Other Offenses	0	0
<b>Total Group "B"</b>	<b>0</b>	<b>0</b>

# Agency 2020 Crime Report

## WENDELL Police Department

Population: 2,707

County: Gooding

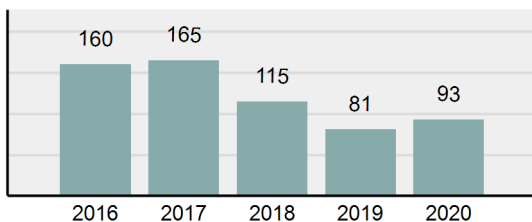
### Offense Overview

- Offense Total 93
- % change from 2019 14.81%
- # of cleared offenses 18
- Percent Cleared 19.35%
- Group "A" Crime Rate per 100,000 population 3,435.54
- Summary based reporting crime rate per 100,000 populated is calculated for other state crime comparisons only. 1,292.94

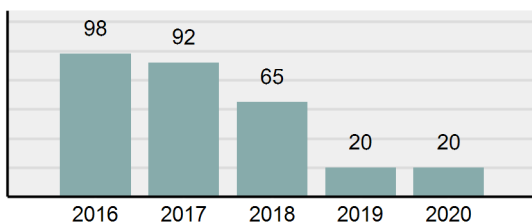
### Arrest Overview

- Arrest Total 20
- % change from 2019 0%
- Adult Arrest total 18
- Juvenile Arrest total 2
- Arrest Rate per 100,000 population 738.83

**Total Offenses - 5 year trend**



**Total Arrests - 5 year trend**



Group "A" Offenses	Offenses		Arrests	
	# Reported	# Cleared	Adult	Juvenile
Murder	0	0	0	0
Negligent Manslaughter	0	0	0	0
Rape	2	0	0	0
Sodomy	0	0	0	0
Sexual Assault w/Obj	0	0	0	0
Fondling	3	1	1	0
Aggravated Assault	3	2	2	0
Simple Assault	20	4	0	0
Intimidation	0	0	0	0
Kidnapping	1	1	0	0
Incest	0	0	0	0
Statutory Rape	0	0	0	0
Human Trafficking, Commercial Sex Acts	0	0	0	0
Human Trafficking, Involuntary Servitude	0	0	0	0
Robbery	0	0	0	0
Burglary/Breaking and Entering	9	1	0	0
Larceny/Theft Offenses	12	2	1	0
Motor Vehicle Theft	8	0	0	0
Arson	1	0	0	0
Destruction Of Property	14	1	0	0
Counterfeiting/Forgery	0	0	0	0
Fraud Offenses	5	0	0	0
Embezzlement	0	0	0	0
Extortion/Blackmail	0	0	0	0
Bribery	0	0	0	0
Stolen Property Offenses	0	0	0	0
Drug/Narcotic Violations	9	4	2	1
Drug Equipment Violations	6	2	0	0
Gambling Offenses	0	0	0	0
Pornography/Obscene Material	0	0	0	0
Prostitution Offenses	0	0	0	0
Weapons Law Violations	0	0	0	0
Animal Cruelty	0	0	0	0
<b>Total Group "A"</b>	<b>93</b>	<b>18</b>	<b>6</b>	<b>1</b>

Group "B" Arrests	Arrests	
	Adult	Juvenile
Bad Checks	0	0
Curfew/Loitering/Vagrancy Violations	0	0
Disorderly Conduct	0	0
DUI	5	0
Drunkenness	0	0
Family Offenses, Nonviolent	0	0
Liquor Law Violations	0	0
Peeping Tom	0	0
Trespass of Real Property	0	0
All Other Offenses	7	1
<b>Total Group "B"</b>	<b>12</b>	<b>1</b>

# Agency 2020 Crime Report

## GOODING County Sheriff's Office

Population: 8,230  
County: Gooding

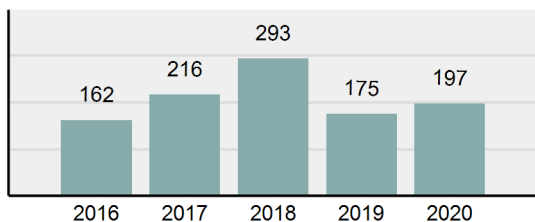
### Offense Overview

- Offense Total 197
- % change from 2019 **12.57%**
- # of cleared offenses 54
- Percent Cleared 27.41%
- Group "A" Crime Rate per 100,000 population 2,393.68
- Summary based reporting crime rate per 100,000 populated is calculated for other state crime comparisons only. 838.40

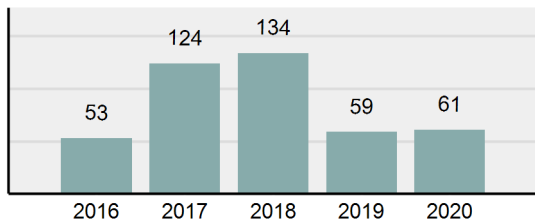
### Arrest Overview

- Arrest Total 61
- % change from 2019 **3.39%**
- Adult Arrest total 56
- Juvenile Arrest total 5
- Arrest Rate per 100,000 population 741.19

**Total Offenses - 5 year trend**



**Total Arrests - 5 year trend**



Group "A" Offenses	Offenses		Arrests	
	# Reported	# Cleared	Adult	Juvenile
Murder	0	0	0	0
Negligent Manslaughter	0	0	0	0
Rape	2	0	0	0
Sodomy	0	0	0	0
Sexual Assault w/Obj	0	0	0	0
Fondling	8	0	0	0
Aggravated Assault	18	8	7	0
Simple Assault	28	7	5	0
Intimidation	3	1	1	0
Kidnapping	2	0	0	0
Incest	0	0	0	0
Statutory Rape	0	0	0	0
Human Trafficking, Commercial Sex Acts	0	0	0	0
Human Trafficking, Involuntary Servitude	0	0	0	0
Robbery	0	0	0	0
Burglary/Breaking and Entering	17	1	1	0
Larceny/Theft Offenses	21	2	2	0
Motor Vehicle Theft	11	1	1	0
Arson	0	0	0	0
Destruction Of Property	22	4	1	2
Counterfeiting/Forgery	0	0	0	0
Fraud Offenses	6	0	0	0
Embezzlement	0	0	0	0
Extortion/Blackmail	0	0	0	0
Bribery	0	0	0	0
Stolen Property Offenses	0	0	0	0
Drug/Narcotic Violations	29	14	14	2
Drug Equipment Violations	29	15	5	1
Gambling Offenses	0	0	0	0
Pornography/Obscene Material	0	0	0	0
Prostitution Offenses	0	0	0	0
Weapons Law Violations	1	1	0	0
Animal Cruelty	0	0	0	0
<b>Total Group "A"</b>	<b>197</b>	<b>54</b>	<b>37</b>	<b>5</b>

Group "B" Arrests	Arrests	
	Adult	Juvenile
Bad Checks	0	0
Curfew/Loitering/Vagrancy Violations	0	0
Disorderly Conduct	2	0
DUI	8	0
Drunkenness	0	0
Family Offenses, Nonviolent	0	0
Liquor Law Violations	0	0
Peeping Tom	0	0
Trespass of Real Property	1	0
All Other Offenses	8	0
<b>Total Group "B"</b>	<b>19</b>	<b>0</b>

# Agency 2020 Crime Report

## Gooding County Total

Population: 15,259  
County: Gooding

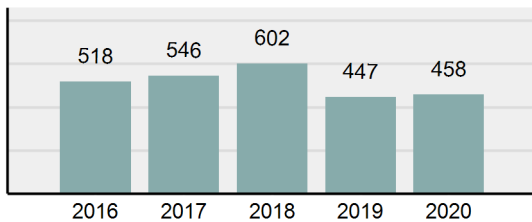
### Offense Overview

- Offense Total 458
- % change from 2019 **2.46%**
- # of cleared offenses 146
- Percent Cleared 31.88%
- Group "A" Crime Rate per 100,000 population 3,001.51
- Summary based reporting crime rate per 100,000 populated is calculated for other state crime comparisons only. 1,232.06

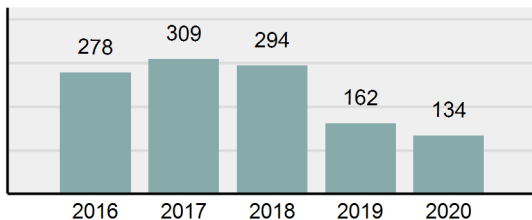
### Arrest Overview

- Arrest Total 134
- % change from 2019 **-17.28%**
- Adult Arrest total 116
- Juvenile Arrest total 18
- Arrest Rate per 100,000 population 878.17

**Total Offenses - 5 year trend**



**Total Arrests - 5 year trend**



Group "A" Offenses	Offenses		Arrests	
	# Reported	# Cleared	Adult	Juvenile
Murder	0	0	0	0
Negligent Manslaughter	0	0	0	0
Rape	7	2	1	0
Sodomy	0	0	0	0
Sexual Assault w/Obj	0	0	0	0
Fondling	14	3	2	0
Aggravated Assault	29	17	11	2
Simple Assault	74	29	10	0
Intimidation	5	2	2	0
Kidnapping	3	1	0	0
Incest	0	0	0	0
Statutory Rape	0	0	0	0
Human Trafficking, Commercial Sex Acts	0	0	0	0
Human Trafficking, Involuntary Servitude	0	0	0	0
Robbery	0	0	0	0
Burglary/Breaking and Entering	59	9	2	1
Larceny/Theft Offenses	70	15	9	0
Motor Vehicle Theft	22	2	2	0
Arson	1	0	0	0
Destruction Of Property	58	15	2	2
Counterfeiting/Forgery	0	0	0	0
Fraud Offenses	22	2	0	0
Embezzlement	0	0	0	0
Extortion/Blackmail	0	0	0	0
Bribery	0	0	0	0
Stolen Property Offenses	0	0	0	0
Drug/Narcotic Violations	50	26	22	3
Drug Equipment Violations	42	22	5	1
Gambling Offenses	0	0	0	0
Pornography/Obscene Material	1	0	0	0
Prostitution Offenses	0	0	0	0
Weapons Law Violations	1	1	0	0
Animal Cruelty	0	0	0	0
<b>Total Group "A"</b>	<b>458</b>	<b>146</b>	<b>68</b>	<b>9</b>

Group "B" Arrests	Arrests	
	Adult	Juvenile
Bad Checks	0	0
Curfew/Loitering/Vagrancy Violations	0	0
Disorderly Conduct	4	0
DUI	16	0
Drunkenness	0	0
Family Offenses, Nonviolent	0	0
Liquor Law Violations	1	4
Peeping Tom	0	0
Trespass of Real Property	3	4
All Other Offenses	24	1
<b>Total Group "B"</b>	<b>48</b>	<b>9</b>