

# Agency 2020 Crime Report

## COTTONWOOD Police Department

Population: 944  
County: Idaho

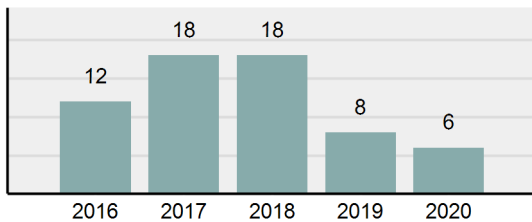
### Offense Overview

- Offense Total 6
- % change from 2019 -25%
- # of cleared offenses 0
- Percent Cleared 0%
- Group "A" Crime Rate per 100,000 population 635.59
- Summary based reporting crime rate per 100,000 populated is calculated for other state crime comparisons only. 317.80

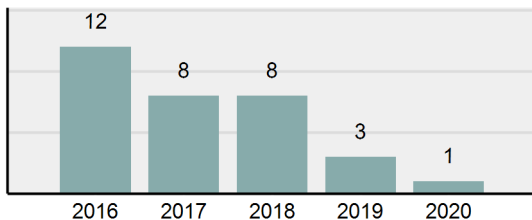
### Arrest Overview

- Arrest Total 1
- % change from 2019 -66.67%
- Adult Arrest total 1
- Juvenile Arrest total 0
- Arrest Rate per 100,000 population 105.93

**Total Offenses - 5 year trend**



**Total Arrests - 5 year trend**



Group "A" Offenses	Offenses		Arrests	
	# Reported	# Cleared	Adult	Juvenile
Murder	0	0	0	0
Negligent Manslaughter	0	0	0	0
Rape	0	0	0	0
Sodomy	0	0	0	0
Sexual Assault w/Obj	0	0	0	0
Fondling	0	0	0	0
Aggravated Assault	1	0	0	0
Simple Assault	0	0	0	0
Intimidation	0	0	0	0
Kidnapping	0	0	0	0
Incest	0	0	0	0
Statutory Rape	0	0	0	0
Human Trafficking, Commercial Sex Acts	0	0	0	0
Human Trafficking, Involuntary Servitude	0	0	0	0
Robbery	0	0	0	0
Burglary/Breaking and Entering	0	0	0	0
Larceny/Theft Offenses	2	0	0	0
Motor Vehicle Theft	0	0	0	0
Arson	0	0	0	0
Destruction Of Property	0	0	0	0
Counterfeiting/Forgery	0	0	0	0
Fraud Offenses	0	0	0	0
Embezzlement	0	0	0	0
Extortion/Blackmail	1	0	0	0
Bribery	0	0	0	0
Stolen Property Offenses	0	0	0	0
Drug/Narcotic Violations	1	0	0	0
Drug Equipment Violations	1	0	0	0
Gambling Offenses	0	0	0	0
Pornography/Obscene Material	0	0	0	0
Prostitution Offenses	0	0	0	0
Weapons Law Violations	0	0	0	0
Animal Cruelty	0	0	0	0
<b>Total Group "A"</b>	<b>6</b>	<b>0</b>	<b>0</b>	<b>0</b>

Group "B" Arrests	Arrests	
	Adult	Juvenile
Bad Checks	0	0
Curfew/Loitering/Vagrancy Violations	0	0
Disorderly Conduct	0	0
DUI	0	0
Drunkenness	0	0
Family Offenses, Nonviolent	0	0
Liquor Law Violations	0	0
Peeping Tom	0	0
Trespass of Real Property	0	0
All Other Offenses	1	0
<b>Total Group "B"</b>	<b>1</b>	<b>0</b>

# Agency 2020 Crime Report

## FILER Police Department

Population: 2,980  
County: Idaho

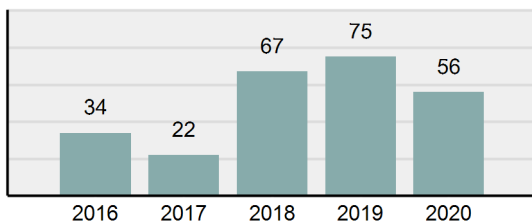
### Offense Overview

- Offense Total 56
- % change from 2019 -25.33%
- # of cleared offenses 21
- Percent Cleared 37.5%
- Group "A" Crime Rate per 100,000 population 1,879.19
- Summary based reporting crime rate per 100,000 populated is calculated for other state crime comparisons only. 503.36

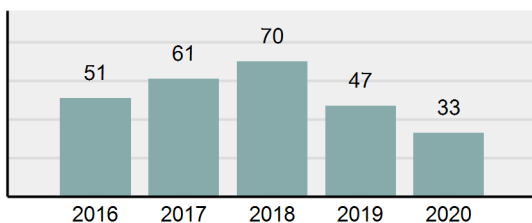
### Arrest Overview

- Arrest Total 33
- % change from 2019 -29.79%
- Adult Arrest total 15
- Juvenile Arrest total 18
- Arrest Rate per 100,000 population 1,107.38

**Total Offenses - 5 year trend**



**Total Arrests - 5 year trend**



Group "A" Offenses	Offenses		Arrests	
	# Reported	# Cleared	Adult	Juvenile
Murder	0	0	0	0
Negligent Manslaughter	0	0	0	0
Rape	1	0	0	0
Sodomy	0	0	0	0
Sexual Assault w/Obj	0	0	0	0
Fondling	3	2	0	0
Aggravated Assault	5	3	1	2
Simple Assault	9	3	0	3
Intimidation	0	0	0	0
Kidnapping	1	1	1	0
Incest	0	0	0	0
Statutory Rape	0	0	0	0
Human Trafficking, Commercial Sex Acts	0	0	0	0
Human Trafficking, Involuntary Servitude	0	0	0	0
Robbery	0	0	0	0
Burglary/Breaking and Entering	2	0	0	0
Larceny/Theft Offenses	7	1	1	0
Motor Vehicle Theft	0	0	0	0
Arson	0	0	0	0
Destruction Of Property	13	3	1	0
Counterfeiting/Forgery	0	0	0	0
Fraud Offenses	2	0	0	0
Embezzlement	0	0	0	0
Extortion/Blackmail	0	0	0	0
Bribery	0	0	0	0
Stolen Property Offenses	0	0	0	0
Drug/Narcotic Violations	7	3	2	0
Drug Equipment Violations	5	4	0	2
Gambling Offenses	0	0	0	0
Pornography/Obscene Material	1	1	0	0
Prostitution Offenses	0	0	0	0
Weapons Law Violations	0	0	0	0
Animal Cruelty	0	0	0	0
<b>Total Group "A"</b>	<b>56</b>	<b>21</b>	<b>6</b>	<b>7</b>

Group "B" Arrests	Arrests	
	Adult	Juvenile
Bad Checks	0	0
Curfew/Loitering/Vagrancy Violations	0	0
Disorderly Conduct	0	2
DUI	2	0
Drunkenness	1	0
Family Offenses, Nonviolent	0	0
Liquor Law Violations	0	0
Peeping Tom	0	0
Trespass of Real Property	0	1
All Other Offenses	6	8
<b>Total Group "B"</b>	<b>9</b>	<b>11</b>

# Agency 2020 Crime Report

## GRANGEVILLE Police Department

Population: 3,246  
County: Idaho

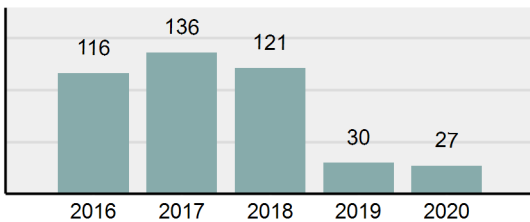
### Offense Overview

- Offense Total 27
- % change from 2019 -10%
- # of cleared offenses 11
- Percent Cleared 40.74%
- Group "A" Crime Rate per 100,000 population 831.79
- Summary based reporting crime rate per 100,000 populated is calculated for other state crime comparisons only. 215.65

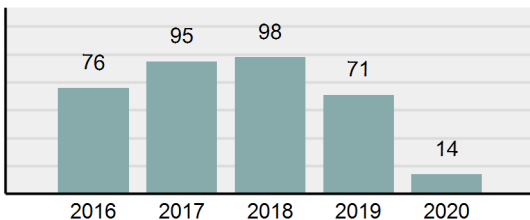
### Arrest Overview

- Arrest Total 14
- % change from 2019 -80.28%
- Adult Arrest total 14
- Juvenile Arrest total 0
- Arrest Rate per 100,000 population 431.30

Total Offenses - 5 year trend



Total Arrests - 5 year trend



Group "A" Offenses	Offenses		Arrests	
	# Reported	# Cleared	Adult	Juvenile
Murder	0	0	0	0
Negligent Manslaughter	0	0	0	0
Rape	0	0	0	0
Sodomy	0	0	0	0
Sexual Assault w/Obj	0	0	0	0
Fondling	0	0	0	0
Aggravated Assault	1	1	1	0
Simple Assault	9	6	2	0
Intimidation	0	0	0	0
Kidnapping	0	0	0	0
Incest	0	0	0	0
Statutory Rape	0	0	0	0
Human Trafficking, Commercial Sex Acts	0	0	0	0
Human Trafficking, Involuntary Servitude	0	0	0	0
Robbery	0	0	0	0
Burglary/Breaking and Entering	3	1	0	0
Larceny/Theft Offenses	2	0	0	0
Motor Vehicle Theft	0	0	0	0
Arson	1	1	0	0
Destruction Of Property	4	1	1	0
Counterfeiting/Forgery	1	0	0	0
Fraud Offenses	1	0	0	0
Embezzlement	0	0	0	0
Extortion/Blackmail	0	0	0	0
Bribery	0	0	0	0
Stolen Property Offenses	0	0	0	0
Drug/Narcotic Violations	2	0	0	0
Drug Equipment Violations	2	0	0	0
Gambling Offenses	0	0	0	0
Pornography/Obscene Material	0	0	0	0
Prostitution Offenses	0	0	0	0
Weapons Law Violations	1	1	0	0
Animal Cruelty	0	0	0	0
<b>Total Group "A"</b>	<b>27</b>	<b>11</b>	<b>4</b>	<b>0</b>

Group "B" Arrests	Arrests	
	Adult	Juvenile
Bad Checks	0	0
Curfew/Loitering/Vagrancy Violations	0	0
Disorderly Conduct	2	0
DUI	1	0
Drunkenness	0	0
Family Offenses, Nonviolent	0	0
Liquor Law Violations	0	0
Peeping Tom	0	0
Trespass of Real Property	0	0
All Other Offenses	7	0
<b>Total Group "B"</b>	<b>10</b>	<b>0</b>

# Agency 2020 Crime Report

## IDAHO County Sheriff's Office

Population: 12,642  
County: Idaho

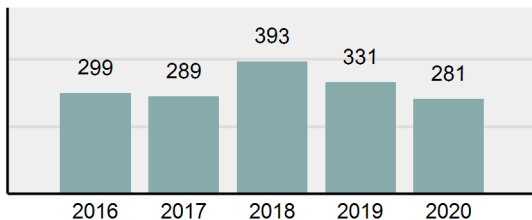
### Offense Overview

- Offense Total 281
- % change from 2019 -15.11%
- # of cleared offenses 208
- Percent Cleared 74.02%
- Group "A" Crime Rate per 100,000 population 2,222.75
- Summary based reporting crime rate per 100,000 populated is calculated for other state crime comparisons only. 585.35

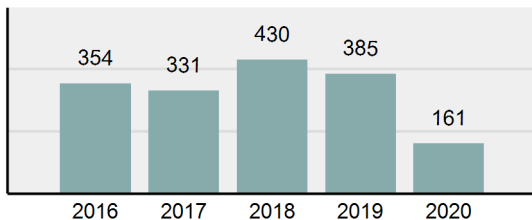
### Arrest Overview

- Arrest Total 161
- % change from 2019 -58.18%
- Adult Arrest total 154
- Juvenile Arrest total 7
- Arrest Rate per 100,000 population 1,273.53

**Total Offenses - 5 year trend**



**Total Arrests - 5 year trend**



Group "A" Offenses	Offenses		Arrests	
	# Reported	# Cleared	Adult	Juvenile
Murder	1	1	0	0
Negligent Manslaughter	0	0	0	0
Rape	2	1	0	0
Sodomy	0	0	0	0
Sexual Assault w/Obj	0	0	0	0
Fondling	9	8	1	1
Aggravated Assault	12	8	2	0
Simple Assault	36	34	13	0
Intimidation	11	9	2	0
Kidnapping	0	0	0	0
Incest	1	1	0	0
Statutory Rape	2	2	1	0
Human Trafficking, Commercial Sex Acts	0	0	0	0
Human Trafficking, Involuntary Servitude	0	0	0	0
Robbery	0	0	0	0
Burglary/Breaking and Entering	13	3	2	0
Larceny/Theft Offenses	41	12	9	0
Motor Vehicle Theft	4	1	1	0
Arson	1	0	0	0
Destruction Of Property	28	17	4	2
Counterfeiting/Forgery	1	0	0	0
Fraud Offenses	5	1	1	0
Embezzlement	0	0	0	0
Extortion/Blackmail	0	0	0	0
Bribery	0	0	0	0
Stolen Property Offenses	2	2	3	0
Drug/Narcotic Violations	54	51	54	2
Drug Equipment Violations	57	56	14	0
Gambling Offenses	0	0	0	0
Pornography/Obscene Material	0	0	0	0
Prostitution Offenses	0	0	0	0
Weapons Law Violations	1	1	1	0
Animal Cruelty	0	0	0	0
<b>Total Group "A"</b>	<b>281</b>	<b>208</b>	<b>108</b>	<b>5</b>

Group "B" Arrests	Arrests	
	Adult	Juvenile
Bad Checks	0	0
Curfew/Loitering/Vagrancy Violations	0	0
Disorderly Conduct	2	0
DUI	8	0
Drunkenness	0	0
Family Offenses, Nonviolent	0	0
Liquor Law Violations	2	0
Peeping Tom	0	0
Trespass of Real Property	2	0
All Other Offenses	32	2
<b>Total Group "B"</b>	<b>46</b>	<b>2</b>

# Agency 2020 Crime Report



## Idaho County Total

Population: 19,812  
County: Idaho

### Offense Overview

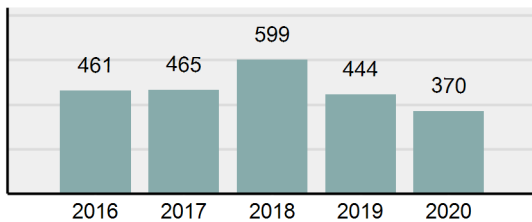
- Offense Total 370
- % change from 2019 **-16.67%**
- # of cleared offenses 240
- Percent Cleared 64.86%
- Group "A" Crime Rate per 100,000 population 1,867.56
- Summary based reporting crime rate per 100,000 populated is calculated for other state crime comparisons only. 499.70

### Arrest Overview

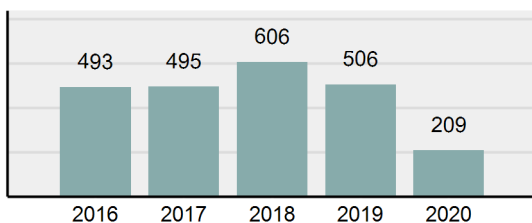
- Arrest Total 209
- % change from 2019 **-58.7%**
- Adult Arrest total 184
- Juvenile Arrest total 25
- Arrest Rate per 100,000 population 1,054.92

Group "A" Offenses	Offenses		Arrests	
	# Reported	# Cleared	Adult	Juvenile
Murder	1	1	0	0
Negligent Manslaughter	0	0	0	0
Rape	3	1	0	0
Sodomy	0	0	0	0
Sexual Assault w/Obj	0	0	0	0
Fondling	12	10	1	1
Aggravated Assault	19	12	4	2
Simple Assault	54	43	15	3
Intimidation	11	9	2	0
Kidnapping	1	1	1	0
Incest	1	1	0	0
Statutory Rape	2	2	1	0
Human Trafficking, Commercial Sex Acts	0	0	0	0
Human Trafficking, Involuntary Servitude	0	0	0	0
Robbery	0	0	0	0
Burglary/Breaking and Entering	18	4	2	0
Larceny/Theft Offenses	52	13	10	0
Motor Vehicle Theft	4	1	1	0
Arson	2	1	0	0
Destruction Of Property	45	21	6	2
Counterfeiting/Forgery	2	0	0	0
Fraud Offenses	8	1	1	0
Embezzlement	0	0	0	0
Extortion/Blackmail	1	0	0	0
Bribery	0	0	0	0
Stolen Property Offenses	2	2	3	0
Drug/Narcotic Violations	64	54	56	2
Drug Equipment Violations	65	60	14	2
Gambling Offenses	0	0	0	0
Pornography/Obscene Material	1	1	0	0
Prostitution Offenses	0	0	0	0
Weapons Law Violations	2	2	1	0
Animal Cruelty	0	0	0	0
<b>Total Group "A"</b>	<b>370</b>	<b>240</b>	<b>118</b>	<b>12</b>

**Total Offenses - 5 year trend**



**Total Arrests - 5 year trend**



Group "B" Arrests	Arrests	
	Adult	Juvenile
Bad Checks	0	0
Curfew/Loitering/Vagrancy Violations	0	0
Disorderly Conduct	4	2
DUI	11	0
Drunkenness	1	0
Family Offenses, Nonviolent	0	0
Liquor Law Violations	2	0
Peeping Tom	0	0
Trespass of Real Property	2	1
All Other Offenses	46	10
<b>Total Group "B"</b>	<b>66</b>	<b>13</b>