

Agency 2020 Crime Report

BUHL Police Department

Population: 4,544
County: Twin Falls

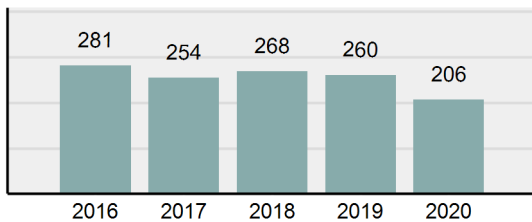
Offense Overview

- Offense Total 206
- % change from 2019 -20.77%
- # of cleared offenses 85
- Percent Cleared 41.26%
- Group "A" Crime Rate per 100,000 population 4,533.45
- Summary based reporting crime rate per 100,000 populated is calculated for other state crime comparisons only. 1,276.41

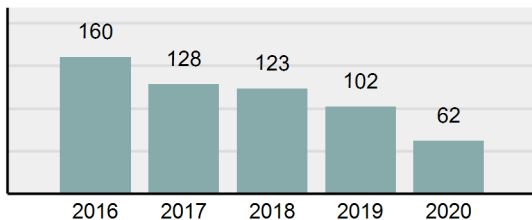
Arrest Overview

- Arrest Total 62
- % change from 2019 -39.22%
- Adult Arrest total 50
- Juvenile Arrest total 12
- Arrest Rate per 100,000 population 1,364.44

Total Offenses - 5 year trend



Total Arrests - 5 year trend



Group "A" Offenses	Offenses		Arrests	
	# Reported	# Cleared	Adult	Juvenile
Murder	0	0	0	0
Negligent Manslaughter	0	0	0	0
Rape	1	0	0	0
Sodomy	0	0	0	0
Sexual Assault w/Obj	0	0	0	0
Fondling	2	0	0	0
Aggravated Assault	15	8	3	1
Simple Assault	30	24	3	4
Intimidation	8	4	0	0
Kidnapping	0	0	0	0
Incest	0	0	0	0
Statutory Rape	1	0	0	0
Human Trafficking, Commercial Sex Acts	0	0	0	0
Human Trafficking, Involuntary Servitude	0	0	0	0
Robbery	0	0	0	0
Burglary/Breaking and Entering	6	0	0	0
Larceny/Theft Offenses	28	4	2	0
Motor Vehicle Theft	5	3	0	1
Arson	3	0	0	0
Destruction Of Property	38	7	4	2
Counterfeiting/Forgery	6	1	1	0
Fraud Offenses	16	0	0	0
Embezzlement	1	1	0	0
Extortion/Blackmail	0	0	0	0
Bribery	0	0	0	0
Stolen Property Offenses	0	0	1	0
Drug/Narcotic Violations	21	18	12	1
Drug Equipment Violations	15	13	6	1
Gambling Offenses	0	0	0	0
Pornography/Obscene Material	3	0	0	0
Prostitution Offenses	0	0	0	0
Weapons Law Violations	7	2	0	2
Animal Cruelty	0	0	0	0
Total Group "A"	206	85	32	12

Group "B" Arrests	Arrests	
	Adult	Juvenile
Bad Checks	0	0
Curfew/Loitering/Vagrancy Violations	0	0
Disorderly Conduct	1	0
DUI	12	0
Drunkenness	0	0
Family Offenses, Nonviolent	0	0
Liquor Law Violations	0	0
Peeping Tom	0	0
Trespass of Real Property	0	0
All Other Offenses	5	0
Total Group "B"	18	0

Agency 2020 Crime Report

KIMBERLY-HANSEN Police Department

Population: 5,524
County: Twin Falls

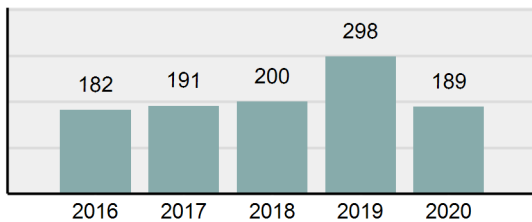
Offense Overview

- Offense Total 189
- % change from 2019 -36.58%
- # of cleared offenses 144
- Percent Cleared 76.19%
- Group "A" Crime Rate per 100,000 population 3,421.43
- Summary based reporting crime rate per 100,000 populated is calculated for other state crime comparisons only. 524.98

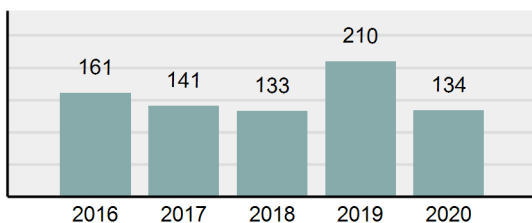
Arrest Overview

- Arrest Total 134
- % change from 2019 -36.19%
- Adult Arrest total 119
- Juvenile Arrest total 15
- Arrest Rate per 100,000 population 2,425.78

Total Offenses - 5 year trend



Total Arrests - 5 year trend



Group "A" Offenses	Offenses		Arrests	
	# Reported	# Cleared	Adult	Juvenile
Murder	1	0	0	0
Negligent Manslaughter	0	0	0	0
Rape	3	0	0	0
Sodomy	0	0	0	0
Sexual Assault w/Obj	0	0	0	0
Fondling	3	0	0	0
Aggravated Assault	3	2	1	0
Simple Assault	17	16	10	1
Intimidation	0	0	0	0
Kidnapping	0	0	0	0
Incest	0	0	0	0
Statutory Rape	1	1	0	0
Human Trafficking, Commercial Sex Acts	0	0	0	0
Human Trafficking, Involuntary Servitude	0	0	0	0
Robbery	0	0	0	0
Burglary/Breaking and Entering	6	0	1	0
Larceny/Theft Offenses	9	5	3	3
Motor Vehicle Theft	6	3	0	1
Arson	1	0	0	0
Destruction Of Property	6	3	2	1
Counterfeiting/Forgery	1	0	0	0
Fraud Offenses	5	0	0	0
Embezzlement	0	0	0	0
Extortion/Blackmail	0	0	0	0
Bribery	0	0	0	0
Stolen Property Offenses	0	0	0	0
Drug/Narcotic Violations	63	57	51	5
Drug Equipment Violations	58	56	13	2
Gambling Offenses	0	0	0	0
Pornography/Obscene Material	2	0	0	0
Prostitution Offenses	0	0	0	0
Weapons Law Violations	4	1	0	0
Animal Cruelty	0	0	0	0
Total Group "A"	189	144	81	13

Group "B" Arrests	Arrests	
	Adult	Juvenile
Bad Checks	0	0
Curfew/Loitering/Vagrancy Violations	0	0
Disorderly Conduct	0	0
DUI	10	0
Drunkenness	0	0
Family Offenses, Nonviolent	4	0
Liquor Law Violations	5	0
Peeping Tom	0	0
Trespass of Real Property	0	0
All Other Offenses	19	2
Total Group "B"	38	2

Agency 2020 Crime Report

TWIN FALLS Police Department

Population: 50,872
County: Twin Falls

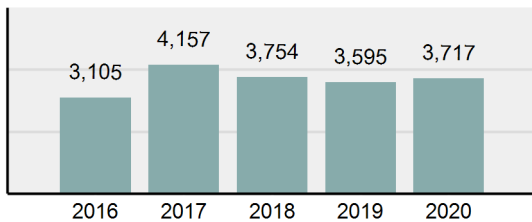
Offense Overview

- Offense Total 3,717
- % change from 2019 **3.39%**
- # of cleared offenses 1,699
- Percent Cleared 45.71%
- Group "A" Crime Rate per 100,000 population 7,306.57
- Summary based reporting crime rate per 100,000 populated is calculated for other state crime comparisons only. 2,541.67

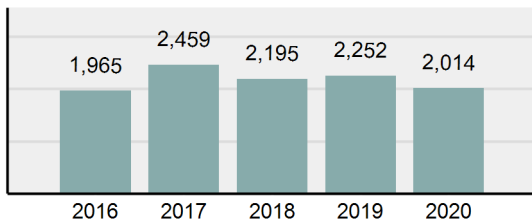
Arrest Overview

- Arrest Total 2,014
- % change from 2019 **-10.57%**
- Adult Arrest total 1,816
- Juvenile Arrest total 198
- Arrest Rate per 100,000 population 3,958.96

Total Offenses - 5 year trend



Total Arrests - 5 year trend



Group "A" Offenses	Offenses		Arrests	
	# Reported	# Cleared	Adult	Juvenile
Murder	2	2	1	0
Negligent Manslaughter	0	0	0	0
Rape	33	13	5	0
Sodomy	0	0	0	0
Sexual Assault w/Obj	4	0	0	0
Fondling	74	23	14	1
Aggravated Assault	219	136	76	8
Simple Assault	713	464	142	12
Intimidation	88	41	14	0
Kidnapping	20	15	8	0
Incest	0	0	0	0
Statutory Rape	7	2	1	0
Human Trafficking, Commercial Sex Acts	0	0	0	0
Human Trafficking, Involuntary Servitude	0	0	0	0
Robbery	7	3	2	2
Burglary/Breaking and Entering	115	24	16	2
Larceny/Theft Offenses	849	231	193	9
Motor Vehicle Theft	52	6	0	2
Arson	16	5	4	0
Destruction Of Property	466	86	28	7
Counterfeiting/Forgery	22	3	2	0
Fraud Offenses	270	62	34	2
Embezzlement	6	2	1	0
Extortion/Blackmail	1	0	0	0
Bribery	0	0	0	0
Stolen Property Offenses	11	6	2	0
Drug/Narcotic Violations	518	419	408	44
Drug Equipment Violations	154	117	14	1
Gambling Offenses	0	0	0	0
Pornography/Obscene Material	15	5	0	0
Prostitution Offenses	3	3	2	0
Weapons Law Violations	50	31	8	3
Animal Cruelty	2	0	0	0
Total Group "A"	3,717	1,699	975	93

Group "B" Arrests	Arrests	
	Adult	Juvenile
Bad Checks	0	0
Curfew/Loitering/Vagrancy Violations	0	3
Disorderly Conduct	15	0
DUI	194	4
Drunkenness	7	0
Family Offenses, Nonviolent	35	1
Liquor Law Violations	18	2
Peeping Tom	0	0
Trespass of Real Property	17	3
All Other Offenses	555	92
Total Group "B"	841	105

Agency 2020 Crime Report

TWIN FALLS County Sheriff's Office

Population: 26,092
County: Twin Falls

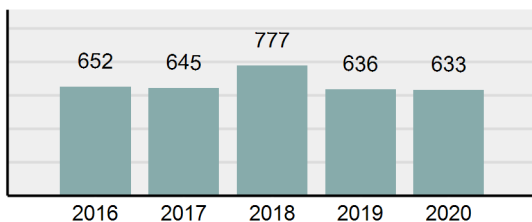
Offense Overview

- Offense Total 633
- % change from 2019 **-0.47%**
- # of cleared offenses 246
- Percent Cleared 38.86%
- Group "A" Crime Rate per 100,000 population 2,426.03
- Summary based reporting crime rate per 100,000 populated is calculated for other state crime comparisons only. 827.84

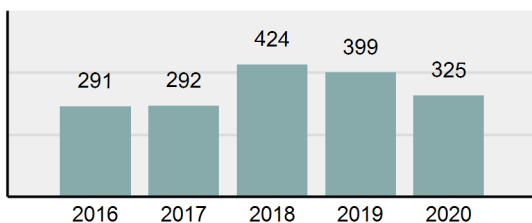
Arrest Overview

- Arrest Total 325
- % change from 2019 **-18.55%**
- Adult Arrest total 313
- Juvenile Arrest total 12
- Arrest Rate per 100,000 population 1,245.59

Total Offenses - 5 year trend



Total Arrests - 5 year trend



Group "A" Offenses	Offenses		Arrests	
	# Reported	# Cleared	Adult	Juvenile
Murder	0	0	0	0
Negligent Manslaughter	0	0	0	0
Rape	8	1	0	0
Sodomy	1	0	0	0
Sexual Assault w/Obj	2	0	0	0
Fondling	17	0	0	0
Aggravated Assault	40	19	14	0
Simple Assault	44	15	9	2
Intimidation	15	3	3	0
Kidnapping	4	1	1	0
Incest	0	0	0	0
Statutory Rape	1	0	0	0
Human Trafficking, Commercial Sex Acts	0	0	0	0
Human Trafficking, Involuntary Servitude	0	0	0	0
Robbery	0	0	0	0
Burglary/Breaking and Entering	99	2	2	0
Larceny/Theft Offenses	51	5	4	0
Motor Vehicle Theft	15	3	2	0
Arson	3	0	0	0
Destruction Of Property	41	8	4	1
Counterfeiting/Forgery	4	1	1	0
Fraud Offenses	27	1	0	0
Embezzlement	0	0	0	0
Extortion/Blackmail	0	0	0	0
Bribery	0	0	0	0
Stolen Property Offenses	3	3	0	0
Drug/Narcotic Violations	137	98	101	7
Drug Equipment Violations	115	82	16	0
Gambling Offenses	0	0	0	0
Pornography/Obscene Material	2	1	0	0
Prostitution Offenses	0	0	0	0
Weapons Law Violations	4	3	1	0
Animal Cruelty	0	0	0	0
Total Group "A"	633	246	158	10

Group "B" Arrests	Arrests	
	Adult	Juvenile
Bad Checks	0	0
Curfew/Loitering/Vagrancy Violations	0	0
Disorderly Conduct	0	0
DUI	74	0
Drunkenness	2	0
Family Offenses, Nonviolent	0	0
Liquor Law Violations	8	1
Peeping Tom	0	0
Trespass of Real Property	1	0
All Other Offenses	70	1
Total Group "B"	155	2

Agency 2020 Crime Report

Twin Falls County Total

Population: 87,032
County: Twin Falls

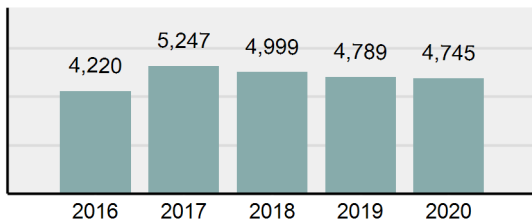
Offense Overview

- Offense Total 4,745
- % change from 2019 -0.92%
- # of cleared offenses 2,174
- Percent Cleared 45.82%
- Group "A" Crime Rate per 100,000 population 5,452.02
- Summary based reporting crime rate per 100,000 populated is calculated for other state crime comparisons only. 1,833.81

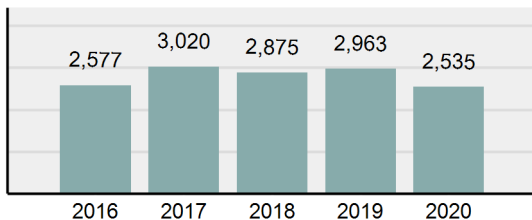
Arrest Overview

- Arrest Total 2,535
- % change from 2019 -14.44%
- Adult Arrest total 2,298
- Juvenile Arrest total 237
- Arrest Rate per 100,000 population 2,912.72

Total Offenses - 5 year trend



Total Arrests - 5 year trend



Group "A" Offenses	Offenses		Arrests	
	# Reported	# Cleared	Adult	Juvenile
Murder	3	2	1	0
Negligent Manslaughter	0	0	0	0
Rape	45	14	5	0
Sodomy	1	0	0	0
Sexual Assault w/Obj	6	0	0	0
Fondling	96	23	14	1
Aggravated Assault	277	165	94	9
Simple Assault	804	519	164	19
Intimidation	111	48	17	0
Kidnapping	24	16	9	0
Incest	0	0	0	0
Statutory Rape	10	3	1	0
Human Trafficking, Commercial Sex Acts	0	0	0	0
Human Trafficking, Involuntary Servitude	0	0	0	0
Robbery	7	3	2	2
Burglary/Breaking and Entering	226	26	19	2
Larceny/Theft Offenses	937	245	202	12
Motor Vehicle Theft	78	15	2	4
Arson	23	5	4	0
Destruction Of Property	551	104	38	11
Counterfeiting/Forgery	33	5	4	0
Fraud Offenses	318	63	34	2
Embezzlement	7	3	1	0
Extortion/Blackmail	1	0	0	0
Bribery	0	0	0	0
Stolen Property Offenses	14	9	3	0
Drug/Narcotic Violations	739	592	572	57
Drug Equipment Violations	342	268	49	4
Gambling Offenses	0	0	0	0
Pornography/Obscene Material	22	6	0	0
Prostitution Offenses	3	3	2	0
Weapons Law Violations	65	37	9	5
Animal Cruelty	2	0	0	0
Total Group "A"	4,745	2,174	1,246	128

Group "B" Arrests	Arrests	
	Adult	Juvenile
Bad Checks	0	0
Curfew/Loitering/Vagrancy Violations	0	3
Disorderly Conduct	16	0
DUI	290	4
Drunkenness	9	0
Family Offenses, Nonviolent	39	1
Liquor Law Violations	31	3
Peeping Tom	0	0
Trespass of Real Property	18	3
All Other Offenses	649	95
Total Group "B"	1,052	109