
Crimes Against Persons



**Cauldron Linn, City of Rocks
Submitted by Michelle Clifford**

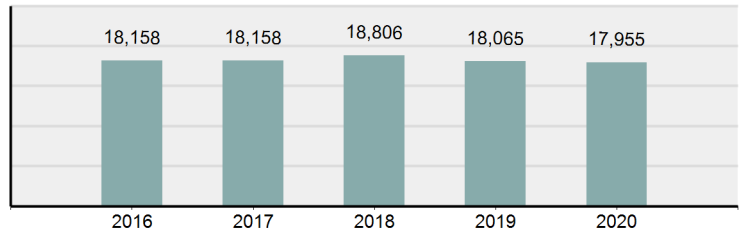
2020 Idaho Crimes Against Persons

Statewide Profile

Data counts represent the number of victims within a reported incident

Crimes Against Persons	
Offenses Reported	17,955
Changes from 2019	-0.61%
Rate per 100,000*	1,008.68
Total Arrests	5,453

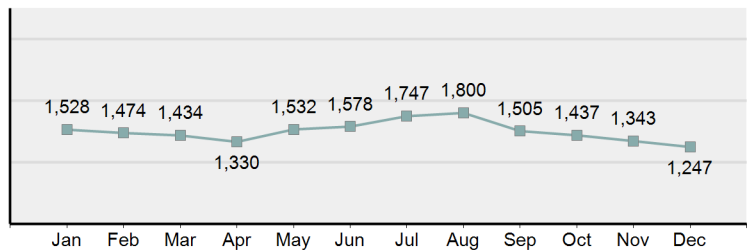
**Total Crimes Against Persons
5 Year Trend**



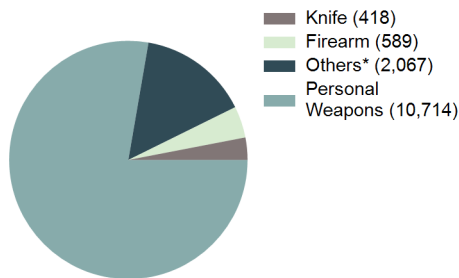
Crimes Against Persons by Category

Offenses	Distribution
Simple Assault	58.94%
Aggravated Assault	18.65%
Intimidation	8.78%
Fondling	6.37%
Rape	3.63%
Kidnapping	1.43%
Sexual Assault w/Obj	0.80%
Sodomy	0.77%
Statutory Rape	0.33%
Murder	0.22%
Negligent Manslaughter	0.05%
Incest	0.02%

Frequency of Crime by Month

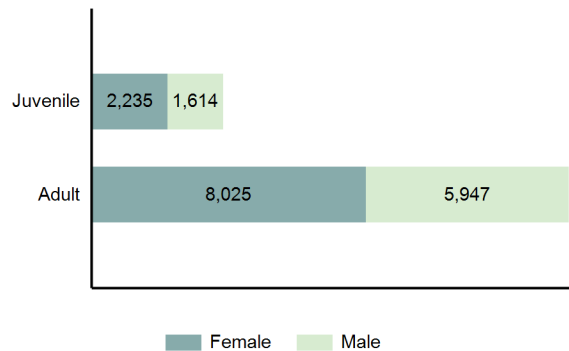


Type of Weapons Used

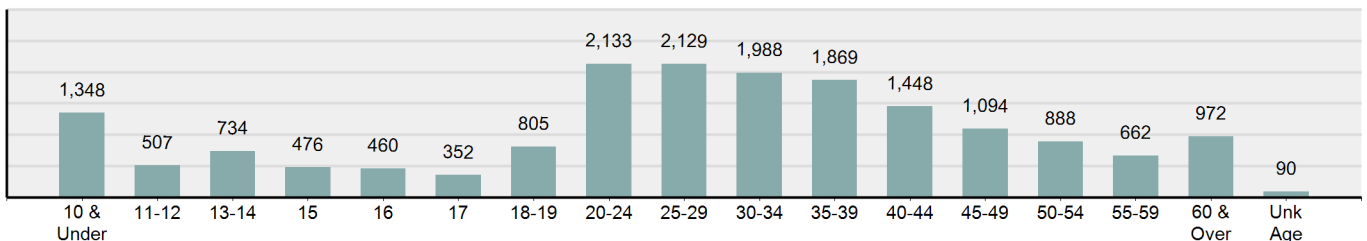


*Others: Blunt Object, Motor Vehicle, Poison, Explosives, Fire/Incendary Device, Drugs/Narcotics/Sleeping Pills, Asphyxiation, Others, Unknown

Victim Types**



Victims of Crimes Against Person by Age



*Population Base: 1,780,021

**Does not include 134 victims whose gender or age is unknown.

2020 Crimes Against Persons

Victims by Age and Gender

Age	Murder	Negligent Man-slaughter	Kidnap	Rape	Sodomy	Sexual Assault w/Object	Fondling	Aggravated Assault	Simple Assault	Intimidation	Incest	Statutory Rape	Human Trafficking	Total
10 & Under														
Female	0	1	10	24	26	18	317	42	248	21	0	0	0	707
Male	4	1	15	1	27	9	110	93	340	28	0	0	0	628
11-12														
Female	0	0	8	18	0	8	120	23	89	8	0	0	0	274
Male	0	0	1	0	4	0	17	32	159	15	0	0	0	228
13-14														
Female	0	0	13	67	2	11	151	26	138	21	1	17	0	447
Male	0	0	4	3	2	1	17	49	186	18	0	1	0	281
15														
Female	0	0	7	59	4	11	82	21	85	10	0	13	0	292
Male	0	0	2	4	1	0	19	35	110	10	0	1	0	182
16														
Female	0	0	3	58	5	12	65	25	87	28	0	14	0	297
Male	0	0	3	1	2	0	10	40	89	13	0	2	1	161
17														
Female	0	0	2	39	4	1	39	27	82	19	0	5	0	218
Male	0	0	0	1	4	1	11	31	77	3	0	6	0	134
18-19														
Female	0	0	11	64	6	13	27	72	245	48	0	0	0	486
Male	0	0	2	1	1	0	6	95	196	18	0	0	0	319
20-24														
Female	0	0	38	101	12	17	38	226	769	127	0	0	0	1,328
Male	2	0	4	0	3	2	4	205	546	37	0	0	0	803
25-29														
Female	0	0	20	55	8	8	31	241	769	98	1	0	0	1,231
Male	3	0	3	0	3	1	2	210	626	45	0	0	0	893
30-34														
Female	3	0	24	39	7	5	17	204	740	135	0	0	0	1,174
Male	0	0	8	0	1	0	0	197	543	62	0	0	0	811
35-39														
Female	0	0	16	41	6	7	9	199	664	144	0	0	2	1,088
Male	2	0	7	1	2	0	0	190	521	57	0	0	0	780
40-44														
Female	0	2	17	20	1	4	7	141	525	104	0	0	2	823
Male	2	1	2	0	3	0	1	145	397	72	1	0	0	624
45-49														
Female	1	0	12	21	3	3	12	124	359	71	0	0	0	606
Male	4	1	2	0	0	1	0	139	293	48	0	0	0	488
50-54														
Female	1	0	11	19	0	4	6	78	308	66	0	0	0	493
Male	3	1	0	0	0	0	0	97	264	28	0	0	0	393
55-59														
Female	1	0	2	5	0	1	4	60	222	34	0	0	0	329
Male	4	0	1	1	1	0	0	74	224	27	0	0	0	332
60 & Over														
Female	4	1	6	4	0	1	7	79	292	73	0	0	0	467
Male	5	1	1	0	0	2	1	93	331	70	0	0	0	504
Unk Age														
Female	0	0	0	4	0	2	0	2	9	5	0	0	0	22
Male	0	0	0	0	0	0	0	16	36	4	0	0	0	56
Total														
Female	10	4	200	638	84	126	932	1,590	5,631	1,012	2	49	4	10,282
Male	29	5	55	13	54	17	198	1,741	4,938	555	1	10	1	7,617
Unknown Gender	0	0	1	0	0	1	13	18	14	9	0	0	0	56

2020 Idaho Crimes Against Persons

Victim Injury by Type

Up to five different types of injuries can be entered for each victim

Offense	Apparent Broken Bones	Possible Internal Injury	Severe Laceration	Apparent Minor Injury	Other Major Injury	Loss of Teeth	Unconsciousness
Rape	0	33	0	102	6	0	2
Sodomy	0	7	0	17	0	0	1
Sexual Assault w/Object	0	7	0	19	1	0	0
Fondling	1	24	1	53	2	0	4
Aggravated Assault	154	401	334	789	337	41	114
Simple Assault	0	0	0	4,916	0	0	0
Kidnapping	2	16	10	72	9	0	6
Human Trafficking	0	0	0	0	0	0	0
Total	157	488	345	5,968	355	41	127

Type of Weapon Used in Commission of Crime

Up to three different types of weapons can be entered for each offense

Offense	Firearm	Handgun	Shotgun	Other Firearm	Knife	Blunt Object	Personal Weapons	Others	Asphyxiation
Murder	7	18	1	0	5	2	7	2	0
Negligent Manslaughter	0	0	0	0	0	0	1	6	1
Rape	0	1	0	0	4	0	559	70	2
Sodomy	0	0	0	0	0	1	124	8	0
Sexual Assault w/Object	0	0	0	0	0	3	126	9	0
Fondling	1	2	0	0	0	2	746	102	0
Aggravated Assault	104	353	66	21	400	311	1,107	487	140
Simple Assault	0	0	0	0	0	0	7,912	893	0
Intimidation	0	0	0	0	0	0	0	0	0
Kidnapping	9	5	1	0	9	3	131	24	0
Incest	0	0	0	0	0	0	0	0	0
Statutory Rape	0	0	0	0	0	0	0	0	0
Human Trafficking	0	0	0	0	0	0	1	1	0
Total	121	379	68	21	418	322	10,714	1,602	143

Idaho Victims by Race/Ethnicity

Offense	White	Black / African American	American Indian / Alaska Native	Asian	Unk	Hispanic / Latino	Not Hispanic / Latino	Unk
Murder	38	0	0	0	1	7	23	9
Negligent Manslaughter	9	0	0	0	0	1	7	1
Rape	591	6	6	5	43	48	445	158
Sodomy	121	2	1	1	13	11	86	41
Sexual Assault w/Object	136	0	2	1	5	7	87	50
Fondling	1,022	14	10	1	96	154	664	325
Aggravated Assault	3,064	86	41	18	140	445	2,272	632
Simple Assault	9,659	239	160	71	454	1,067	7,454	2,062
Intimidation	1,421	37	11	10	97	151	1,137	288
Kidnapping	229	8	4	2	13	35	185	36
Incest	2	0	0	0	1	0	1	2
Statutory Rape	53	1	0	0	5	6	33	20
Human Trafficking	2	0	0	2	1	0	4	1
Total	16,347	393	235	111	869	1,932	12,398	3,625

2020 Idaho Crimes Against Persons

Relationship of Victim to Offender(s) by Offense

Count represents the victim's relationship to single or multiple offenders within each incident

Relationship	Murder	Negligent Man-slaughter	Rape	Sodomy	Sexual Assault w/Object	Fondling	Aggra-vated Assault	Simple Assault	Intimi-dation	Kidnap	Incest	Statutory Rape	Human Trafficking	Total
Acquaintance	14	1	212	44	51	254	685	1,860	337	47	0	20	1	3,526
Babysittee	0	1	1	0	0	19	2	20	0	0	0	0	0	43
Boyfriend/ Girlfriend	3	0	99	9	7	43	630	2,118	176	78	0	18	1	3,182
Child	5	1	17	8	13	161	172	756	37	29	0	0	0	1,199
Child of Boyfriend/ Girlfriend	0	0	2	1	2	31	11	28	2	1	0	1	0	79
CommonLaw Spouse	0	0	1	1	0	0	34	126	6	3	0	0	0	171
Employee	0	0	3	2	0	4	7	32	8	0	0	0	2	58
Employer	0	0	5	0	0	2	6	18	7	1	0	1	0	40
ExRelationship (ExBoyfriend/ ExGirlfriend)	0	0	9	1	0	3	25	97	53	5	0	0	0	193
ExSpouse	1	0	4	2	0	0	36	192	91	16	0	0	0	342
Friend	3	0	78	12	13	53	110	329	39	9	0	7	0	653
Grandchild	0	0	2	2	3	52	3	49	8	4	0	0	0	123
Grandparent	1	0	0	0	0	1	16	50	3	0	0	0	0	71
Inlaw	2	0	4	0	0	1	22	84	10	3	0	0	0	126
Neighbor	0	1	7	5	5	30	91	263	111	2	0	0	0	515
Other Family Member	2	0	21	12	9	129	49	187	30	4	5	0	0	448
Otherwise Known	2	0	33	7	5	90	302	943	177	19	0	7	0	1,585
Parent	3	0	0	0	0	4	100	544	38	8	0	0	0	697
Sibling	1	0	10	13	6	90	66	369	19	0	0	0	0	574
Spouse	2	0	24	3	2	4	357	1,414	127	29	0	0	0	1,962
Stepchild	0	0	5	5	6	69	41	113	3	1	0	0	0	243
Stepparent	0	0	0	0	0	2	14	86	4	0	0	1	0	107
Stepsibling	0	0	3	7	5	30	3	8	0	0	0	0	0	56
Stranger	3	4	39	6	5	40	695	1,121	188	22	0	0	2	2,125
Relationship Unknown	7	1	108	18	17	137	465	837	250	26	0	4	1	1,871
Victim Was Offender	0	0	6	0	1	22	181	1,951	37	9	0	0	0	2,207

2020 Idaho Statewide Crime Profile

Relational Category

Intimate Partner Violence	
<u>2019</u>	<u>2020</u>
5,719	5,850

up
2.3%

Data counts indicate those relationships in which two individuals now have or have had an intimate relationship with one another.

Intimate Partner Violence		
<u>Victim Type</u>	<u>Reported</u>	<u>Distribution</u>
Boy/Girlfriend	3,182	54.4%
Spouse	1,962	33.5%
Ex-Spouse	342	5.8%
Common-law Spouse	171	2.9%
Ex-Relationship (Ex-Boy/Girlfriend)	193	3.3%

Violence Against Children	
<u>2019</u>	<u>2020</u>
1,643	1,687

up
2.7%

Data counts indicate those relationships in which the offender is identified as having a parental, guardian, or caretaker role with the victim.

Violence Against Children		
<u>Victim Type</u>	<u>Reported</u>	<u>Distribution</u>
Child	1,199	71.1%
Stepchild	243	14.4%
Child of Boy/Girlfriend	79	4.7%
Grandchild	123	7.3%
Babysittee	43	2.5%

Family Violence	
<u>2019</u>	<u>2020</u>
2,037	2,079

up
2.1%

Data counts indicate those relationships in which the victim and the offender are related by blood or marriage. Excluded are those relationships listed in another category.

Family Violence		
<u>Victim Type</u>	<u>Reported</u>	<u>Distribution</u>
Parent	697	33.5%
Sibling	574	27.6%
Other Family	448	21.5%
Stepparent	107	5.1%
In-Law	126	6.1%
Stepsibling	56	2.7%
Grandparent	71	3.4%

Other Relational Violence	
<u>2019</u>	<u>2020</u>
6,733	6,377

down
5.3%

Data counts indicate those relationships that are not classified under the other categories listed above.

Other Relational Violence		
<u>Victim Type</u>	<u>Reported</u>	<u>Distribution</u>
Acquaintance	3,526	55.3%
Friend	653	10.2%
Neighbor	515	8.1%
Employee/Employer	98	1.5%
Otherwise Known	1,585	24.9%

2020 Idaho Crimes Against Persons

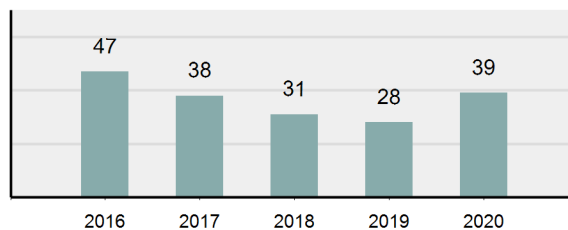
Murder

- The willful killing of one human being by another -

The classification of this offense is based solely on police investigation as opposed to the determination of a court, medical examiner, coroner, jury, or other judicial body. Deaths caused by negligence, suicide, accident, or justifiable homicide are not included in the offense of murder. Attempts and assaults to murder are classified as aggravated assaults and not as murder.

Murder	
Offenses Reported	39
Changes from 2019	39.29%
Rate per 100,000*	2.19
Total Arrests	24

Murder Count - 5 Year Trend



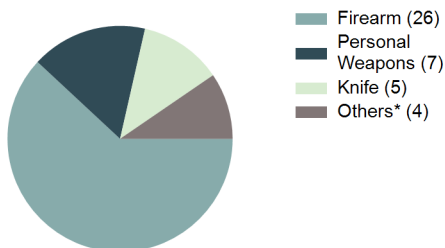
Top Locations of Murder

Residence/Home	74.36%
Highway/Road/Alley/Street/Sidewalk	7.69%
Commercial/Office Building	5.13%
Drug Store/Doctor's Office/Hospital	5.13%
Other/Unknown	2.56%

Top Relationships of Victim to Offender(s)

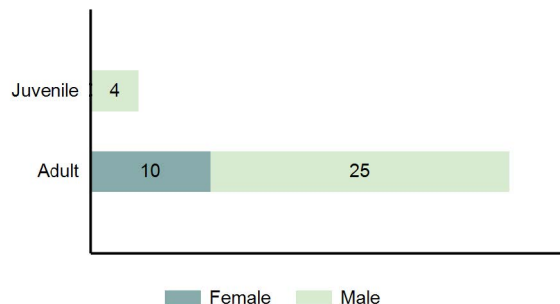
Acquaintance	29.17%
Relationship Unknown	12.50%
Child	10.42%
Friend	6.25%
Boyfriend/Girlfriend	6.25%

Type of Weapons Used



*Others: Blunt Object, Motor Vehicle, Poison, Explosives, Fire/Incendiary Device, Drugs/Narcotics/Sleeping Pills, Asphyxiation, Others, Unknown

Victim Types



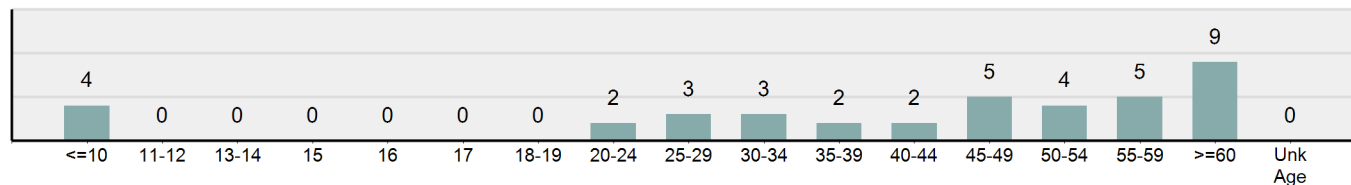
Arrestee Information

	Adult		Juvenile	
	Male	Female	Male	Female
Race				
White	15	4	1	0
Black	2	0	0	0
Indian	0	1	0	0
Asian	0	0	0	0
Unknown	1	0	0	0
Ethnicity				
Non-Hispanic	13	4	1	0
Hispanic	2	0	0	0
Unknown	3	1	0	0

Top Murder Circumstances

Argument	40.00%
Other Circumstances	27.50%
Unknown Circumstances	20.00%
Domestic Violence	5.00%
Mercy Killing (Not appl to Agg. Assault)	5.00%

Victim Count of Murder by Age



*Population Base: 1,780,021

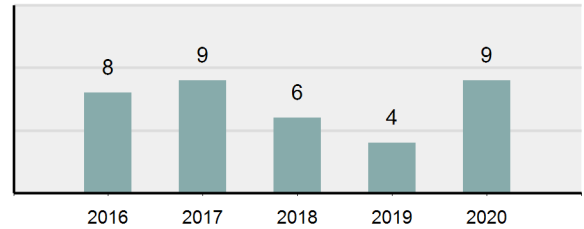
2020 Idaho Crimes Against Persons

Negligent Manslaughter

- The killing of another person through negligence. This offense does not include Vehicular Manslaughter -

Negligent Manslaughter	
Offenses Reported	9
Changes from 2019	125.00%
Rate per 100,000*	0.51
Total Arrests	7

Negligent Manslaughter Count - 5 Year Trend



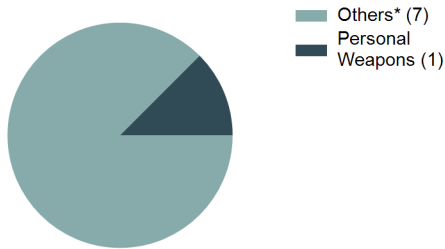
Top Locations of Negligent Manslaughter

Highway/Road/Alley/Street/Sidewalk	44.44%
Residence/Home	33.33%
Bar/Nightclub	22.22%

Top Relationships of Victim to Offender(s)

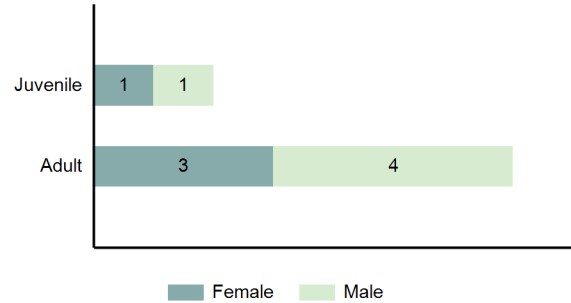
Stranger	44.44%
Acquaintance	11.11%
Babysittee	11.11%
Relationship Unknown	11.11%
Child	11.11%

Type of Weapons Used



*Others: Blunt Object, Motor Vehicle, Poison, Explosives, Fire/Incendiary Device, Drugs/Narcotics/Sleeping Pills, Asphyxiation, Others, Unknown

Victim Types



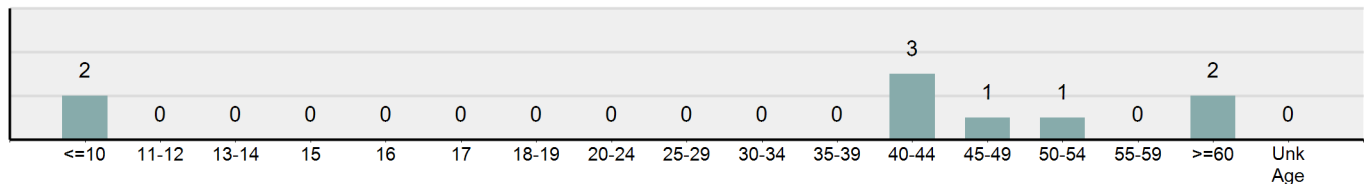
Arrestee Information

Race	Adult		Juvenile	
	Male	Female	Male	Female
White	6	1	0	0
Black	0	0	0	0
Indian	0	0	0	0
Asian	0	0	0	0
Unknown	0	0	0	0
Ethnicity				
Non-Hispanic	4	0	0	0
Hispanic	1	0	0	0
Unknown	1	1	0	0

Top Negligent Manslaughter Circumstances

Other Negligent Killing	88.89%
Other Negligent Weapon Handling	11.11%

Victim Count of Negligent Manslaughter by Age



*Population Base: 1,780,021

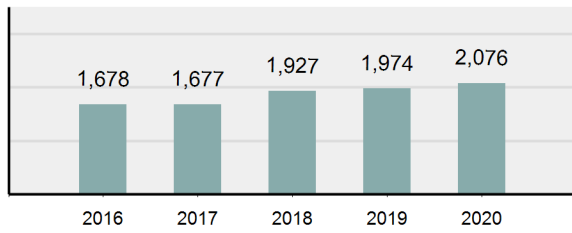
2020 Idaho Crimes Against Persons

Non-Consensual Sex Offenses

- Any sexual act directed against another person, forcible and/or against that person's will; or not forcible or against the person's will where the victim is incapable of giving consent -

Non-Consensual Sex Offenses	
Offenses Reported	2,076
Changes from 2019	5.17%
Rate per 100,000*	116.62
Total Arrests	288

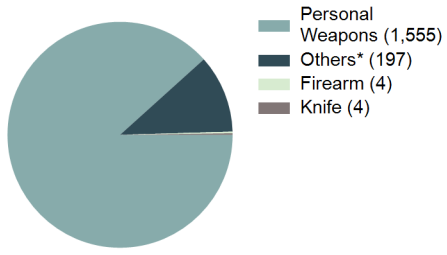
Non-Consensual Sex Offenses Count - 5 Year Trend



Top Locations of Non-Consensual Sex Offenses	
Residence/Home	78.32%
Highway/Road/Alley/Street/Sidewalk	3.76%
Other/Unknown	3.08%
Hotel/Motel/Etc.	2.22%
Field/Woods	2.02%

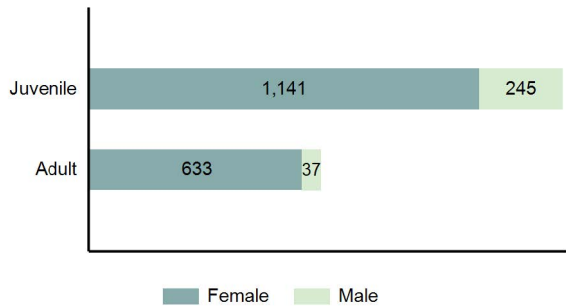
Top Relationships of Victim to Offender(s)	
Acquaintance	26.20%
Child	9.29%
Other Family Member	7.99%
Boyfriend/Girlfriend	7.38%
Friend	7.29%

Type of Weapons Used



*Others: Blunt Object, Motor Vehicle, Poison, Explosives, Fire/Incendiary Device, Drugs/Narcotics/Sleeping Pills, Asphyxiation, Others, Unknown

Victim Types**



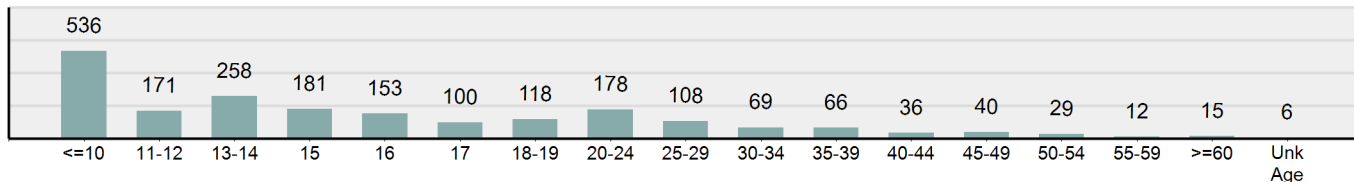
Arrestee Information

	Adult		Juvenile	
	Male	Female	Male	Female
Race				
White	199	3	53	7
Black	6	0	2	0
Indian	0	0	3	0
Asian	2	0	0	0
Unknown	5	0	7	1
Ethnicity				
Non-Hispanic	159	2	42	6
Hispanic	35	1	5	0
Unknown	18	0	18	2

Top Types Of Injury

Apparent Minor Injury	9.17%
Possible Internal Injury	3.41%
Other Major Injury	0.43%
Unconsciousness	0.34%
Apparent Broken Bones	0.05%
Severe Laceration	0.05%

Victim Count of Non-Consensual Sex Offenses by Age



*Population Base: 1,780,021

**Does not include 20 victims whose gender or age is unknown.

2020 Idaho Crimes Against Persons

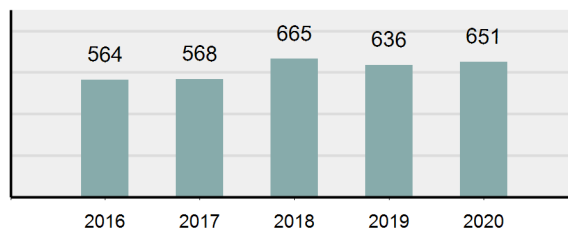
Rape

- The carnal knowledge of a person, forcible and/or against that person's will; or not forcible or against the person's will where the victim is incapable of giving consent -

Attempts to rape are included in this category. Statutory rape (without force) is not included, having a classification of its own.

Rape Count - 5 Year Trend

Rape	
Offenses Reported	651
Changes from 2019	2.36%
Rate per 100,000*	36.57
Total Arrests	89



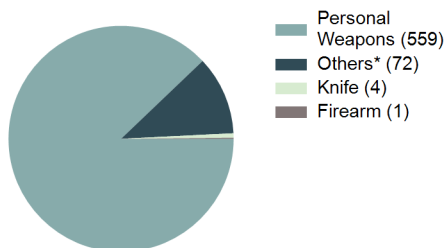
Top Locations of Rape

Residence/Home	75.88%
Highway/Road/Alley/Street/Sidewalk	5.22%
Hotel/Motel/Etc.	3.99%
Other/Unknown	3.53%
Field/Woods	3.23%

Top Relationships of Victim to Offender(s)

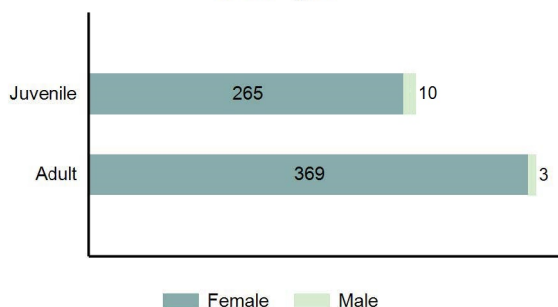
Acquaintance	33.23%
Boyfriend/Girlfriend	15.52%
Friend	12.23%
Relationship Unknown	8.31%
Stranger	6.11%

Type of Weapons Used



*Others: Blunt Object, Motor Vehicle, Poison, Explosives, Fire/Incendiary Device, Drugs/Narcotics/Sleeping Pills, Asphyxiation, Others, Unknown

Victim Types



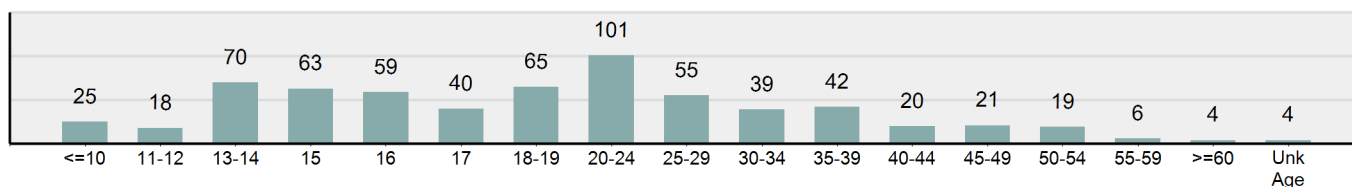
Arrestee Information

Race	Adult		Juvenile	
	Male	Female	Male	Female
White	63	0	17	0
Black	3	0	1	0
Indian	0	0	1	0
Asian	0	0	0	0
Unknown	2	0	2	0
Ethnicity				
Non-Hispanic	49	0	13	0
Hispanic	13	0	3	0
Unknown	6	0	5	0

Top Types Of Injury

Apparent Minor Injury	15.64%
Possible Internal Injury	5.06%
Other Major Injury	0.92%
Unconsciousness	0.31%

Victim Count of Rape by Age



*Population Base: 1,780,021

**Does not include 4 victims whose gender or age is unknown.

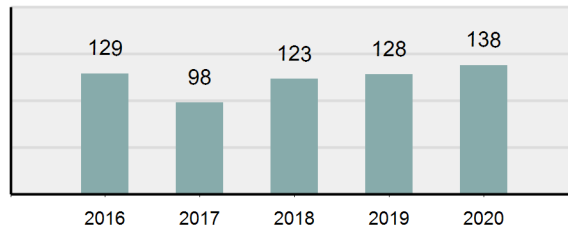
2020 Idaho Crimes Against Persons

Sodomy

- The oral or anal sexual intercourse with another person, forcible and/or against that person's will; or not forcible or against the person's will where the victim is incapable of giving consent -

Sodomy	
Offenses Reported	138
Changes from 2019	7.81%
Rate per 100,000*	7.75
Total Arrests	12

Sodomy Count - 5 Year Trend



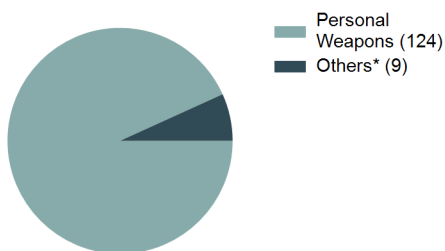
Top Locations of Sodomy

Residence/Home	78.99%
Hotel/Motel/Etc.	5.07%
Highway/Road/Alley/Street/Sidewalk	3.62%
Jail/Prison/Penitentiary/Corrections Facility	2.17%
Other/Unknown	1.45%

Top Relationships of Victim to Offender(s)

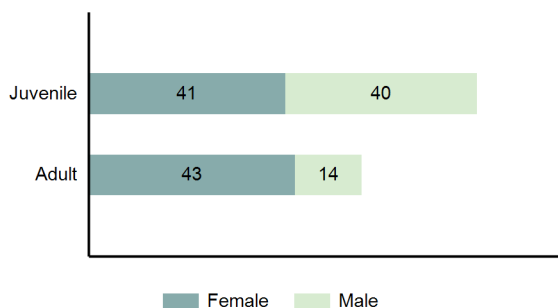
Acquaintance	29.93%
Sibling	8.84%
Friend	8.16%
Other Family Member	8.16%
Boyfriend/Girlfriend	6.12%

Type of Weapons Used



*Others: Blunt Object, Motor Vehicle, Poison, Explosives, Fire/Incendiary Device, Drugs/Narcotics/Sleeping Pills, Asphyxiation, Others, Unknown

Victim Types



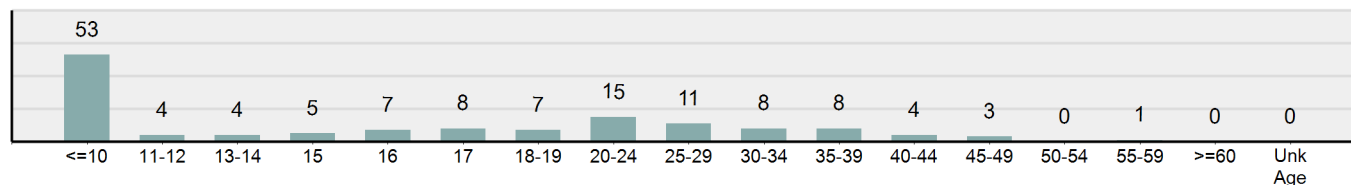
Arrestee Information

	Adult		Juvenile	
	Male	Female	Male	Female
Race				
White	6	0	3	0
Black	0	0	0	0
Indian	0	0	0	0
Asian	0	0	0	0
Unknown	0	0	2	1
Ethnicity				
Non-Hispanic	6	0	1	0
Hispanic	0	0	0	0
Unknown	0	0	4	1

Top Types Of Injury

Apparent Minor Injury	12.32%
Possible Internal Injury	5.07%
Unconsciousness	0.72%

Victim Count of Sodomy by Age



*Population Base: 1,780,021

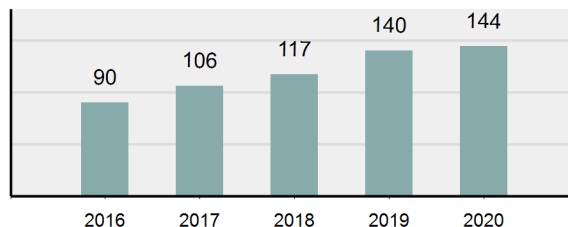
2020 Idaho Crimes Against Persons

Sexual Assault with an Object

- To use an object or instrument (anything other than the offender's genitalia) to unlawfully penetrate the genital or anal opening of the body of another person, forcible and/or against that person's will; or not forcible or against the person's will where the victim is incapable of giving consent -

Sexual Assault with an Object	
Offenses Reported	144
Changes from 2019	2.86%
Rate per 100,000*	8.09
Total Arrests	13

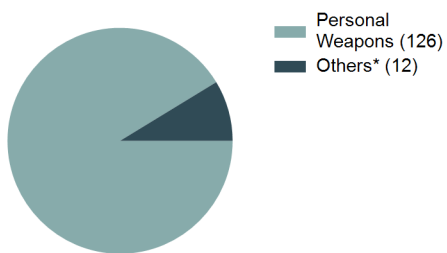
Sexual Assault with an Object Count - 5 Year Trend



Top Locations of Sexual Assault with an Object	
Residence/Home	73.61%
Highway/Road/Alley/Street/Sidewalk	5.56%
Lake/Waterway/Beach	2.78%
School/College	2.78%
Bar/Nightclub	2.78%

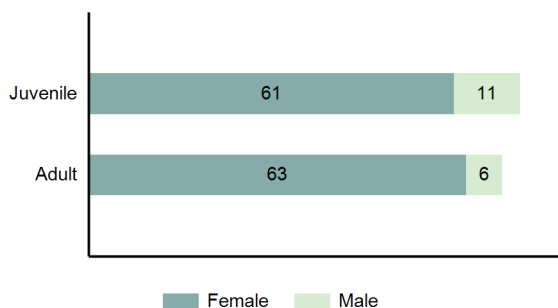
Top Relationships of Victim to Offender(s)	
Acquaintance	36.69%
Friend	9.35%
Child	9.35%
Other Family Member	6.47%
Boyfriend/Girlfriend	5.04%

Type of Weapons Used



*Others: Blunt Object, Motor Vehicle, Poison, Explosives, Fire/Incendiary Device, Drugs/Narcotics/Sleeping Pills, Asphyxiation, Others, Unknown

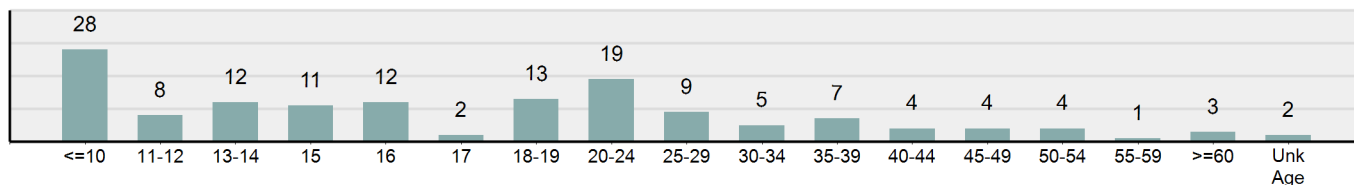
Victim Types**



	Adult		Juvenile	
	Male	Female	Male	Female
Race				
White	10	0	1	0
Black	0	0	1	0
Indian	0	0	0	0
Asian	1	0	0	0
Unknown	0	0	0	0
Ethnicity				
Non-Hispanic	8	0	2	0
Hispanic	1	0	0	0
Unknown	2	0	0	0

Top Types Of Injury	
Apparent Minor Injury	13.10%
Possible Internal Injury	4.83%
Other Major Injury	0.69%

Victim Count of Sexual Assault with an Object by Age



*Population Base: 1,780,021

**Does not include 3 victims whose gender or age is unknown.

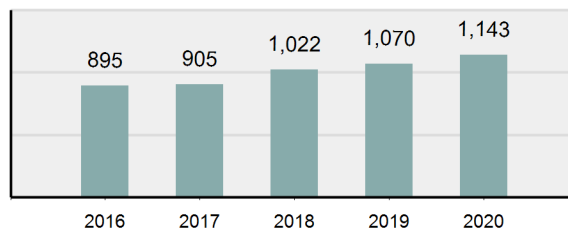
2020 Idaho Crimes Against Persons

Fondling

- The touching of the private body parts of another person for the purpose of sexual gratification, forcible and/or against that person's will; or not forcible or against the person's will where the victim is incapable of giving consent -

This offense is an element of rape, sodomy, and sexual assault with an object; therefore, only reported when it is the sole sex offense committed against a victim.

Fondling Count - 5 Year Trend



Fondling	
Offenses Reported	1,143
Changes from 2019	6.82%
Rate per 100,000*	64.21
Total Arrests	174

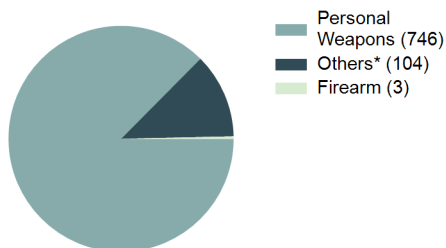
Top Locations of Fondling

Residence/Home	80.23%
Other/Unknown	3.15%
Highway/Road/Alley/Street/Sidewalk	2.71%
Field/Woods	1.66%
School/College	1.40%

Top Relationships of Victim to Offender(s)

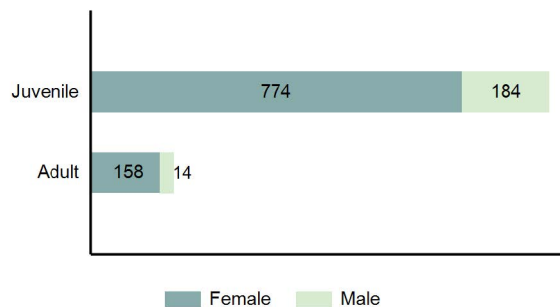
Acquaintance	20.87%
Child	13.23%
Other Family Member	10.60%
Sibling	7.40%
Otherwise Known	7.40%

Type of Weapons Used



*Others: Blunt Object, Motor Vehicle, Poison, Explosives, Fire/Incendiary Device, Drugs/Narcotics/Sleeping Pills, Asphyxiation, Others, Unknown

Victim Types**




Arrestee Information

Race	Adult		Juvenile	
	Male	Female	Male	Female
White	120	3	32	7
Black	3	0	0	0
Indian	0	0	2	0
Asian	1	0	0	0
Unknown	3	0	3	0
Ethnicity				
Non-Hispanic	96	2	26	6
Hispanic	21	1	2	0
Unknown	10	0	9	1

Top Types Of Injury

Apparent Minor Injury	4.62%
Possible Internal Injury	2.09%
Unconsciousness	0.35%
Other Major Injury	0.17%
Apparent Broken Bones	0.09%
Severe Laceration	0.09%

Victim Count of Fondling by Age



*Population Base: 1,780,021

**Does not include 13 victims whose gender or age is unknown.

2020 Idaho Crimes Against Persons

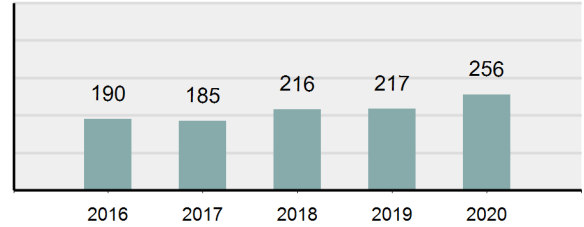
Kidnapping

- The unlawful seizure, transportation, and/or detention of a person against his/her will, or a minor without the consent of his/her parent(s) or legal guardian -

Although the object of a kidnapping may be to obtain money or property, kidnapping is a crime against persons. This offense includes not only kidnapping and abduction, but hostage taking as well. This category is intended to capture information on only the persons actually kidnapped or abducted, not those persons or organizations paying ransoms. Therefore, for each offense of kidnapping, the victims are only the persons taken or detained against their will.

Kidnapping Count - 5 Year Trend

Kidnapping	
Offenses Reported	256
Changes from 2019	17.97%
Rate per 100,000*	14.38
Total Arrests	78



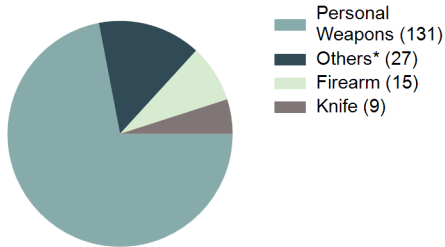
Top Locations of Kidnapping

Residence/Home	78.13%
Highway/Road/Alley/Street/Sidewalk	7.81%
Parking/Drop Lot/Garage	2.34%
School-Elementary/Secondary	1.95%
Hotel/Motel/Etc.	1.95%

Top Relationships of Victim to Offender(s)

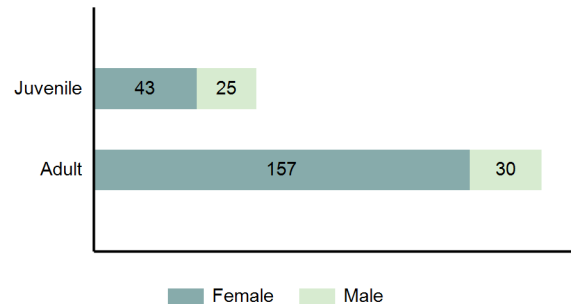
Boyfriend/Girlfriend	25.57%
Acquaintance	15.41%
Spouse	9.51%
Child	9.51%
Stranger	7.21%

Type of Weapons Used



*Others: Blunt Object, Motor Vehicle, Poison, Explosives, Fire/Incendiary Device, Drugs/Narcotics/Sleeping Pills, Asphyxiation, Others, Unknown

Victim Types**



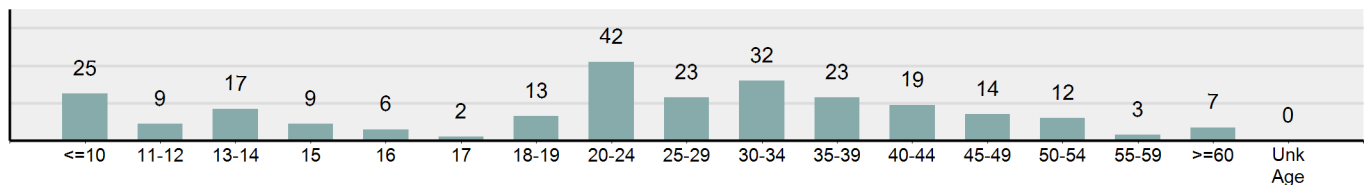
Arrestee Information

Race	Adult		Juvenile	
	Male	Female	Male	Female
White	62	7	1	1
Black	4	1	0	0
Indian	0	0	0	0
Asian	0	0	0	0
Unknown	1	1	0	0
Ethnicity				
Non-Hispanic	34	7	0	1
Hispanic	22	1	1	0
Unknown	11	1	0	0

Top Types Of Injury

Apparent Minor Injury	26.47%
Possible Internal Injury	5.88%
Severe Laceration	3.68%
Other Major Injury	3.31%
Unconsciousness	2.21%

Victim Count of Kidnapping by Age



*Population Base: 1,780,021

**Does not include 1 victims whose gender or age is unknown.

2020 Idaho Crimes Against Persons

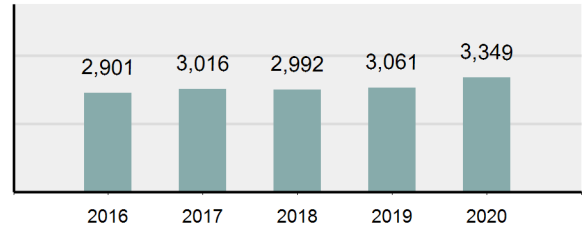
Aggravated Assault

- An unlawful attack by one person upon another wherein the offender uses a weapon or displays it in a threatening manner, or the victim suffers obvious severe or aggravated bodily injury involving apparent broken bones, loss of teeth, possible internal injury, severe laceration, or loss of consciousness -

It is not necessary that a victim sustain an injury from an aggravated assault when the weapon used has the potential to cause serious personal injury. Attempted murders are included in this category

Aggravated Assault	
Offenses Reported	3,349
Changes from 2019	9.41%
Rate per 100,000*	188.14
Total Arrests	1,571

Aggravated Assault Count - 5 Year Trend



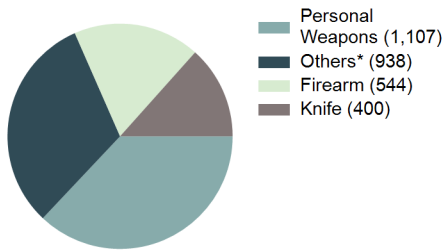
Top Locations of Aggravated Assault

Residence/Home	61.72%
Highway/Road/Alley/Street/Sidewalk	16.60%
Bar/Nightclub	3.34%
Parking/Drop Lot/Garage	2.84%
Hotel/Motel/Etc.	2.12%

Top Relationships of Victim to Offender(s)

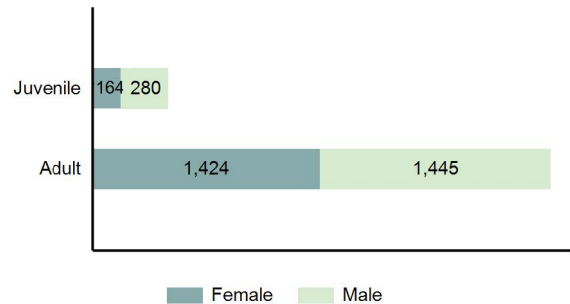
Stranger	17.26%
Acquaintance	17.01%
Boyfriend/Girlfriend	15.65%
Relationship Unknown	9.14%
Spouse	8.87%

Type of Weapons Used



*Others: Blunt Object, Motor Vehicle, Poison, Explosives, Fire/Incendiary Device, Drugs/Narcotics/Sleeping Pills, Asphyxiation, Others, Unknown

Victim Types**



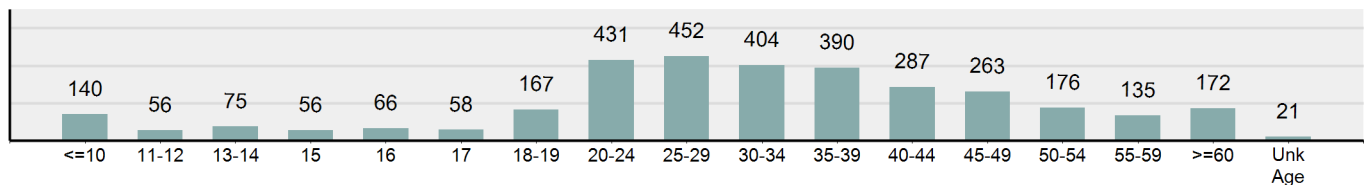
Arrestee Information

Race	Adult		Juvenile	
	Male	Female	Male	Female
White	1,104	216	71	19
Black	44	7	2	2
Indian	23	7	3	1
Asian	10	3	0	0
Unknown	42	9	7	1
Ethnicity				
Non-Hispanic	891	183	51	13
Hispanic	218	30	13	6
Unknown	114	29	19	4

Top Types Of Injury

Apparent Minor Injury	21.60%
Possible Internal Injury	10.98%
Other Major Injury	9.23%
Severe Laceration	9.14%
Apparent Broken Bones	4.22%

Victim Count of Aggravated Assault by Age



*Population Base: 1,780,021

**Does not include 36 victims whose gender or age is unknown.

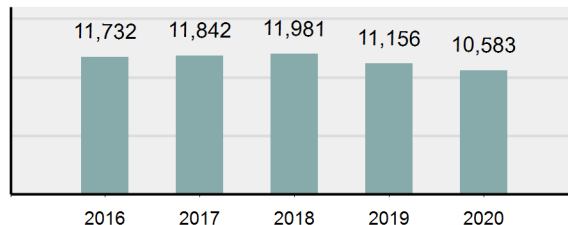
2020 Idaho Crimes Against Persons

Simple Assault

An unlawful physical attack by one person upon another where neither the offender displays a weapon, nor the victim suffers obvious severe or aggravated bodily injury involving apparent broken bones, loss of teeth, possible internal injury, severe laceration, or loss of consciousness -

Simple Assault	
Offenses Reported	10,583
Changes from 2019	-5.14%
Rate per 100,000*	594.54
Total Arrests	3,180

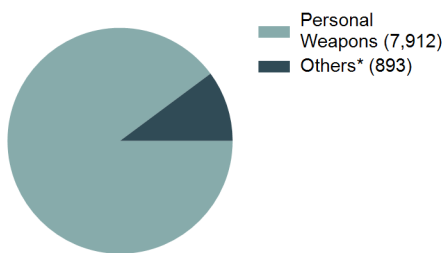
Simple Assault Count - 5 Year Trend



Top Locations of Simple Assault	
Residence/Home	67.16%
Highway/Road/Alley/Street/Sidewalk	8.54%
Bar/Nightclub	2.69%
Hotel/Motel/Etc.	2.33%
Parking/Drop Lot/Garage	2.30%

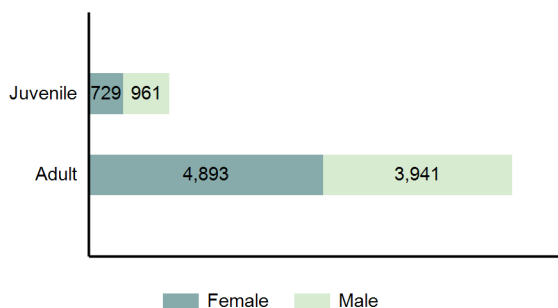
Top Relationships of Victim to Offender(s)	
Boyfriend/Girlfriend	15.82%
Victim Was Offender	14.57%
Acquaintance	13.89%
Spouse	10.56%
Stranger	8.37%

Type of Weapons Used



*Others: Blunt Object, Motor Vehicle, Poison, Explosives, Fire/Incendiary Device, Drugs/Narcotics/Sleeping Pills, Asphyxiation, Others, Unknown

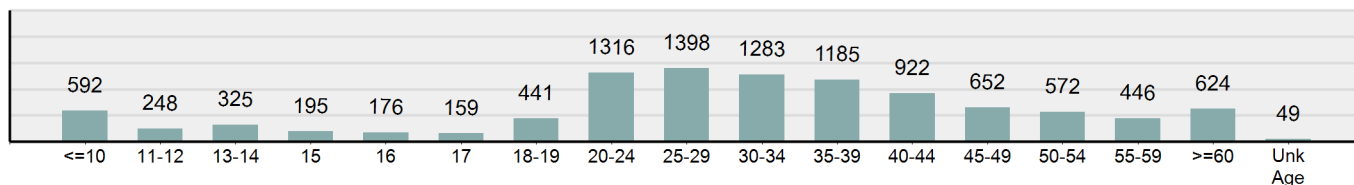
Victim Types**



	Adult		Juvenile	
	Male	Female	Male	Female
Race				
White	1,754	692	255	95
Black	69	19	13	13
Indian	51	27	5	8
Asian	23	9	2	0
Unknown	66	43	23	13
Ethnicity				
Non-Hispanic	1,415	579	190	82
Hispanic	270	70	37	7
Unknown	278	141	71	40

Top Types Of Injury	
Apparent Minor Injury	46.45%

Victim Count of Simple Assault by Age



*Population Base: 1,780,021

**Does not include 59 victims whose gender or age is unknown.

2020 Idaho Crimes Against Persons

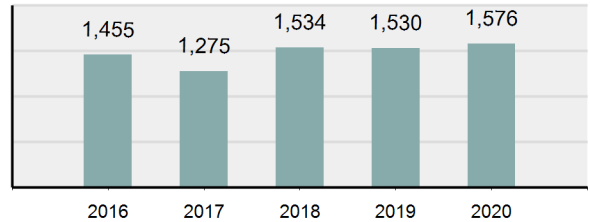
Intimidation

- To unlawfully place another person in reasonable fear of bodily harm through the use of threatening words and/or other conduct, but without displaying a weapon or subjecting the victim to actual physical attack -

Intimidation can be made in person, by telephone, or in writing. Stalking incidents and bomb threats are included in this category.

Intimidation	
Offenses Reported	1,576
Changes from 2019	3.01%
Rate per 100,000*	88.54
Total Arrests	289

Intimidation Count - 5 Year Trend



Top Locations of Intimidation

Residence/Home	63.01%
Highway/Road/Alley/Street/Sidewalk	7.49%
Other/Unknown	4.19%
School/College	2.60%
Commercial/Office Building	2.28%

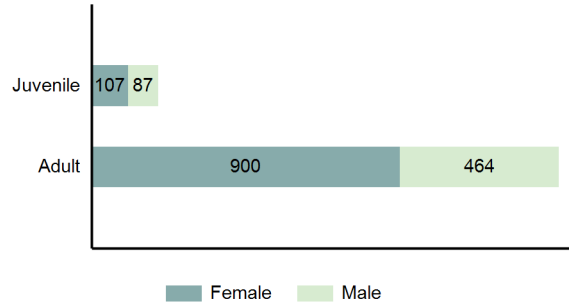
Top Relationships of Victim to Offender(s)

Acquaintance	20.37%
Stranger	11.37%
Otherwise Known	10.70%
Boyfriend/Girlfriend	10.64%
Relationship Unknown	8.65%

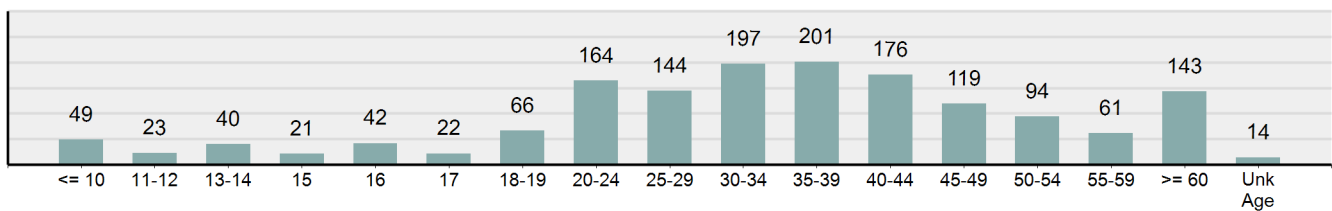
Arrestee Information

Race	Adult		Juvenile	
	Male	Female	Male	Female
White	208	35	16	4
Black	7	3	2	0
Indian	1	0	0	0
Asian	3	1	0	0
Unknown	5	0	4	0
Ethnicity				
Non Hispanic	173	35	15	4
Hispanic	25	2	2	0
Unknown	26	2	5	0

Victim Types**



Victim Count by Age



*Population Base: 1,780,021

**Does not include 18 victims whose gender or age is unknown.

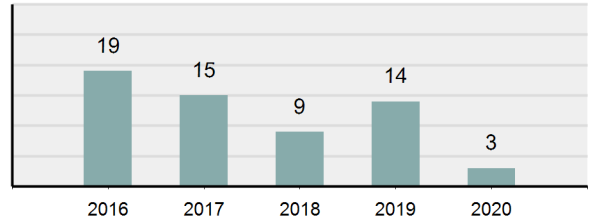
2020 Idaho Crimes Against Persons

Incest

- Non-forcible sexual intercourse with persons who are related to each other within the degrees wherein marriage is prohibited by law -

Incest	
Offenses Reported	3
Changes from 2019	-78.57%
Rate per 100,000*	0.17
Total Arrests	1

Incest Count - 5 Year Trend



Top Locations of Incest

Residence/Home	100.00%
----------------	---------

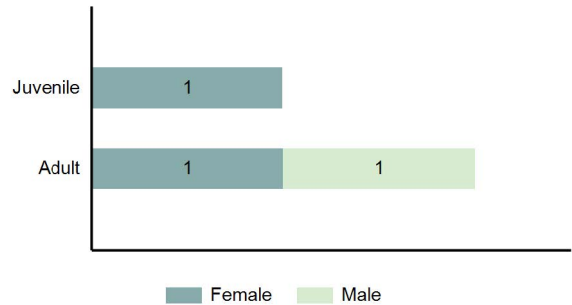
Top Relationships of Victim to Offender(s)

Other Family Member	100.00%
Acquaintance	
Friend	
Neighbor	
Boyfriend/Girlfriend	

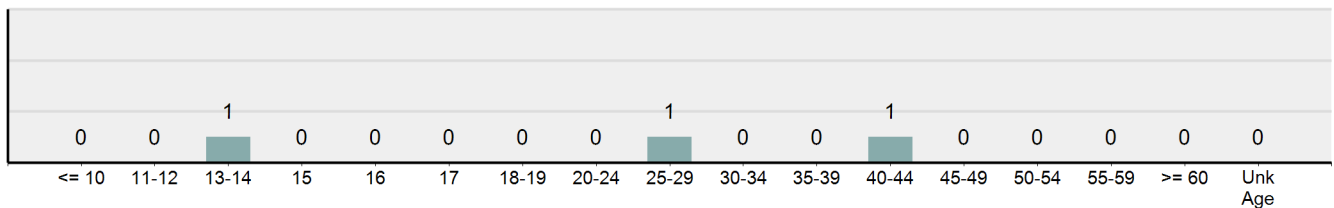
Arrestee Information

Race	Adult		Juvenile	
	Male	Female	Male	Female
White	1	0	0	0
Black	0	0	0	0
Indian	0	0	0	0
Asian	0	0	0	0
Unknown	0	0	0	0
Ethnicity				
Non Hispanic	0	0	0	0
Hispanic	0	0	0	0
Unknown	1	0	0	0

Victim Types



Victim Count by Age



*Population Base: 1,780,021

2020 Idaho Crimes Against Persons

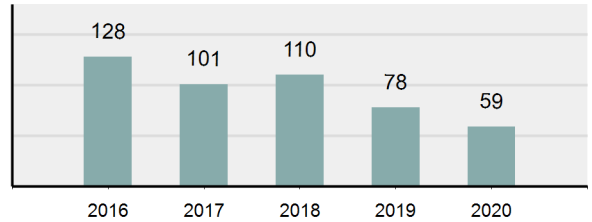
Statutory Rape

- Non-forcible sexual intercourse with a person who is under the statutory age of consent -

Statutory age of consent in Idaho is 18 years of age.

Statutory Rape Count - 5 Year Trend

Statutory Rape	
Offenses Reported	59
Changes from 2019	-24.36%
Rate per 100,000*	3.31
Total Arrests	15



Top Locations of Statutory Rape

Residence/Home	71.19%
Park/Playground	5.08%
Other/Unknown	5.08%
Hotel/Motel/Etc.	5.08%
Field/Woods	5.08%

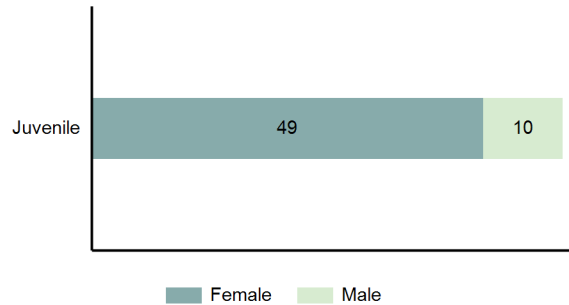
Top Relationships of Victim to Offender(s)

Acquaintance	34.48%
Boyfriend/Girlfriend	31.03%
Friend	12.07%
Otherwise Known	12.07%
Relationship Unknown	5.17%

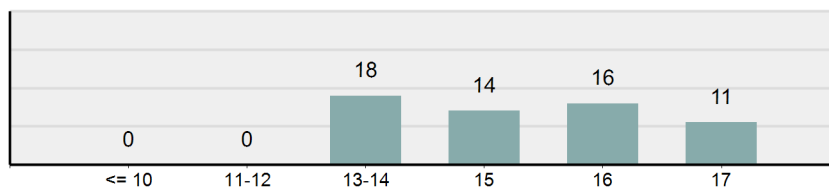
Arrestee Information

Race	Adult		Juvenile	
	Male	Female	Male	Female
White	12	0	0	0
Black	2	0	0	0
Indian	0	0	0	0
Asian	0	0	0	0
Unknown	1	0	0	0
Ethnicity				
Non Hispanic	10	0	0	0
Hispanic	2	0	0	0
Unknown	3	0	0	0

Victim Types



Victim Count by Age



*Population Base: 1,780,021