



Statewide Arrest



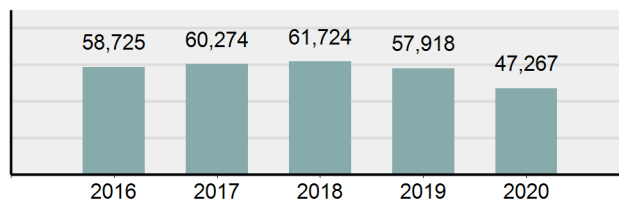
Stanley, ID
Submitted by Sara Breckon

Idaho Arrests in 2020

Statewide Arrests

Total Arrests	
Reported Arrests	47,267
Changes from 2019	-18.39%
Rate per 100,000*	2,655.42

Total Arrests - 5 Year Trend

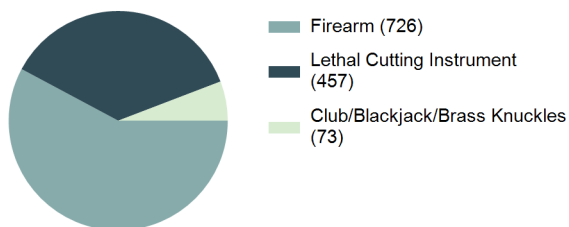


The term "arrest" is defined as a physical arrest, citation or served summons. This data represents the number of persons arrested, not on charges lodged; therefore, each reporting jurisdiction submits one set of arrest data for each person per single apprehension. One set of arrest data will clear single or multiple offenses in the same incident and/or multiple incidents. Arrests on warrants issued by another jurisdiction are reported by the originating agency, not the arresting agency.

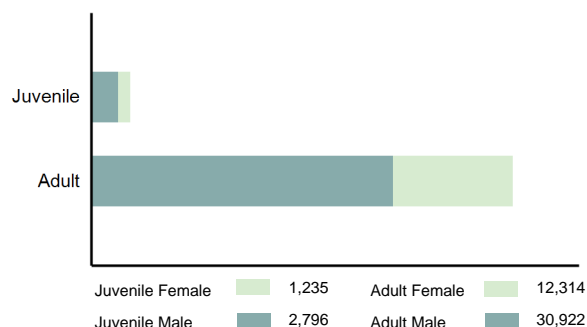
Type Of Arrests	
Summoned/Cited	17,597
On-View (without warrant)	17,250
Taken into Custody (based on a warrant)	12,420

All persons arrested for the commission of a Group "A" or Group "B" crime are included in this count. Group "B" crime, which is only reported on the arrest level, encompasses offenses which are not under the Group "A" category. Excluded from this count are any traffic related arrests, with the exception of DUI, Hit and Run (of a person), and Vehicular Manslaughter.

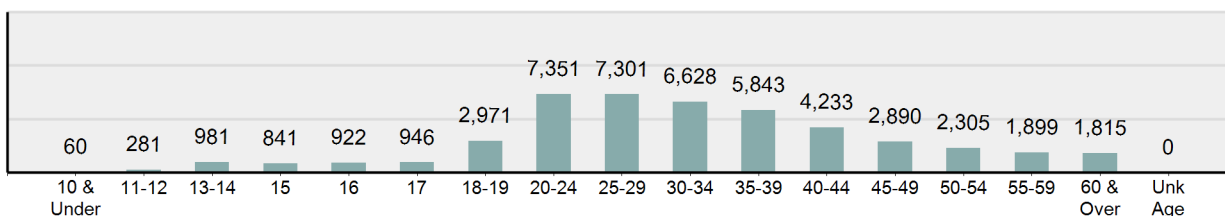
Weapons In Arrestees Possession



Arrest Types



Total Arrests by Age in 2020



*Population Base: 1,780,021

Idaho Arrests in 2020

Group "A" Arrests

Group "A" Arrests	2020 Reporting	% Adult Arrests	% Juvenile Arrests	Rate per 100,000 population *	2019 Reporting	Percent Change
Murder	24	95.83%	4.17%	1	16	50.00%
Negligent Manslaughter	7	100.00%	0.00%	0	1	600.00%
Forcible Sex Offenses:						
Rape	89	76.40%	23.60%	5	111	-19.82%
Sodomy	12	50.00%	50.00%	1	15	-20.00%
Sexual Assault w/Obj	13	84.62%	15.38%	1	34	-61.76%
Fondling	174	74.71%	25.29%	10	218	-20.18%
Aggravated Assault	1,571	93.25%	6.75%	88	1,521	3.29%
Simple Assault	3,180	86.57%	13.43%	179	3,916	-18.79%
Intimidation	289	91.00%	9.00%	16	332	-12.95%
Kidnapping	78	97.44%	2.56%	4	54	44.44%
NonForcible Sex Offenses:						
Incest	1	100.00%	0.00%	0	5	-80.00%
Statutory Rape	15	100.00%	0.00%	1	23	-34.78%
Human Trafficking, Commercial Sex Acts	0	0.00%	0.00%	0	0	0.00%
Human Trafficking, Involuntary Servitude	0	0.00%	0.00%	0	0	0.00%
Crimes Against Persons Total	5,453	88.36%	11.64%	306.34	6,246	-12.7%
Robbery	69	89.86%	10.14%	4	74	-6.76%
Burglary/Breaking and Entering	634	81.70%	18.30%	36	693	-8.51%
Larceny/Theft Offenses	2,711	83.62%	16.38%	152	3,699	-26.71%
Motor Vehicle Theft	156	75.00%	25.00%	9	186	-16.13%
Arson	43	69.77%	30.23%	2	51	-15.69%
Destruction Of Property	769	74.51%	25.49%	43	783	-1.79%
Counterfeiting/Forgery	61	100.00%	0.00%	3	88	-30.68%
Fraud Offenses	396	91.67%	8.33%	22	284	39.44%
Embezzlement	25	96.00%	4.00%	1	32	-21.88%
Extortion/Blackmail	4	75.00%	25.00%	0	3	33.33%
Bribery	0	0.00%	0.00%	0	0	0.00%
Stolen Property Offenses	202	93.56%	6.44%	11	159	27.04%
Crimes Against Property Total	5,070	82.98%	17.02%	284.83	6,052	-16.23%
Drug/Narcotic Violations	9,426	93.95%	6.05%	530	10,812	-12.82%
Drug Equipment Violations	2,622	93.25%	6.75%	147	2,915	-10.05%
Gambling Offenses	0	0.00%	0.00%	0	0	0.00%
Pornography/Obscene Material	59	67.80%	32.20%	3	74	-20.27%
Prostitution Offenses	11	100.00%	0.00%	1	13	-15.38%
Weapons Law Violations	282	85.46%	14.54%	16	293	-3.75%
Animal Cruelty	10	60.00%	40.00%	1	6	66.67%
Crime Against Society Total	12,410	93.46%	6.54%	697.18	14,113	-12.07%
Total Group "A" Arrests	22,933	89.93%	10.07%	1288.36	26,411	-13.17%

Group "B" Arrests

Group "B" Arrests	2020 Reporting	% Adult Arrests	% Juvenile Arrests	Rate per 100,000 population *	2019 Reporting	Percent Change
Bad Checks	23	100.00%	0.00%	1	41	-43.90%
Curfew/Loitering/Vagrancy Violations	96	6.25%	93.75%	5	110	-12.73%
Disorderly Conduct	1,526	89.25%	10.75%	86	1,525	0.07%
DUI	6,919	98.67%	1.33%	389	8,084	-14.41%
Drunkenness	193	98.96%	1.04%	11	314	-38.54%
Family Offenses, Nonviolent	517	98.84%	1.16%	29	596	-13.26%
Liquor Law Violations	948	82.59%	17.41%	53	1,234	-23.18%
Peeping Tom	2	100.00%	0.00%	0	12	-83.33%
Trespass of Real Property	722	92.24%	7.76%	41	709	1.83%
All Other Offenses	13,388	91.43%	8.57%	752	18,882	-29.10%
Total Group "B" Arrests	24,334	92.92%	7.08%	1367.06	31,507	-22.77%

Idaho Arrests in 2020

Weapons in Possession of Arrestees

Offense	Handgun	Lethal Cutting Instrument	Firearm	Rifle	Shotgun	Club/Blackjack/Brass Knuckles	Total
Murder	3	1	0	0	0	0	4
Rape	0	1	0	0	0	0	1
Aggravated Assault	54	87	18	11	11	24	205
Simple Assault	1	19	3	4	3	5	35
Intimidation	2	3	0	1	0	1	7
Kidnapping	4	1	0	0	0	0	5
Robbery	2	7	0	0	0	0	9
Burglary/B&E	2	5	0	0	1	0	8
Larceny/Theft Offenses	8	15	0	0	1	0	24
Motor Vehicle Theft	2	0	1	0	0	0	3
Destruction Of Property	1	10	1	0	0	0	12
Counterfeiting/Forgery	0	3	0	0	0	0	3
Fraud Offenses	2	4	0	0	0	1	7
Stolen Property Offenses	11	3	1	1	0	0	16
Drug/Narcotic Violations	172	129	28	10	12	23	374
Drug Equipment Violations	28	36	6	6	2	3	81
Weapons Law Violations	92	9	15	14	5	1	136
Curfew	0	0	0	0	0	1	1
Disorderly Conduct	6	18	2	0	0	2	28
DUI	97	34	8	6	3	3	151
Drunkenness	0	4	1	0	0	1	6
Family Offenses, Nonviolent	2	2	0	0	0	0	4
Liquor Law Violations	6	5	0	1	1	0	13
Trespass of Real Property	4	4	0	0	0	0	8
All Other Offenses	27	57	7	7	9	8	115
Total	526	457	91	61	48	73	1,256

Jurisdictional Residency of Arrestees

This information identifies if arrestee resides within the locality where the crime was committed.

Offense Against	Resident	Nonresident	Unknown
Person	4,185	1,097	171
Property	3,098	1,789	183
Society	6,761	4,969	680
Group B	15,818	7,608	908
Total	29,862	15,463	1,942
Percentage of Total Arrests	63.18%	32.71%	4.11%

Idaho Arrests in 2020

Arrestees By Race & Ethnicity

Offense	White	Black / African American	American Indian / Alaska Native	Asian	Unk	Hispanic / Latino	Not Hispanic / Latino	Unk
Murder	20	2	1	0	1	2	18	4
Negligent Manslaughter	7	0	0	0	0	1	4	2
Rape	80	4	1	0	4	16	62	11
Sodomy	9	0	0	0	3	0	7	5
Sexual Assault w/Obj	11	1	0	1	0	1	10	2
Fondling	162	3	2	1	6	24	130	20
Aggravated Assault	1,410	55	34	13	59	267	1,138	166
Simple Assault	2,796	114	91	34	145	384	2,266	530
Intimidation	263	12	1	4	9	29	227	33
Kidnapping	71	5	0	0	2	24	42	12
Incest	1	0	0	0	0	0	0	1
Statutory Rape	12	2	0	0	1	2	10	3
Human Trafficking, Commercial Sex Acts	0	0	0	0	0	0	0	0
Human Trafficking, Involuntary Servitude	0	0	0	0	0	0	0	0
Robbery	59	7	1	1	1	12	51	6
Burglary/Breaking and Entering	570	6	18	2	38	86	446	102
Larceny/Theft Offenses	2,380	62	74	19	176	316	2,013	382
Motor Vehicle Theft	139	5	3	0	9	21	115	20
Arson	39	2	1	0	1	3	38	2
Destruction Of Property	649	31	24	8	57	100	547	122
Counterfeiting/Forgery	56	2	0	0	3	10	46	5
Fraud Offenses	344	23	5	5	19	73	297	26
Embezzlement	24	1	0	0	0	2	19	4
Extortion/Blackmail	4	0	0	0	0	0	3	1
Bribery	0	0	0	0	0	0	0	0
Stolen Property Offenses	175	5	6	0	16	30	143	29
Drug/Narcotic Violations	7,611	263	160	59	1,333	1,262	6,118	2,046
Drug Equipment Violations	2,221	56	51	9	285	336	1,733	553
Gambling Offenses	0	0	0	0	0	0	0	0
Pornography/Obscene Material	55	0	0	1	3	4	31	24
Prostitution Offenses	7	2	0	2	0	2	9	0
Weapons Law Violations	248	7	4	0	23	50	180	52
Animal Cruelty	10	0	0	0	0	1	6	3
Bad Checks	22	0	0	0	1	2	17	4
Curfew/Loitering/Vagrancy Violations	69	4	3	2	18	4	61	31
Disorderly Conduct	1,331	51	67	5	72	206	1,051	269
DUI	5,694	140	130	46	909	984	4,214	1,721
Drunkenness	144	8	30	1	10	23	152	18
Family Offenses, Nonviolent	478	15	7	2	15	76	338	103
Liquor Law Violations	758	32	32	2	124	138	548	262
Peeping Tom	2	0	0	0	0	0	2	0
Trespass of Real Property	631	44	15	3	29	72	556	94
All Other Offenses	11,618	405	459	86	820	1,679	9,935	1,774
Total	40,180	1,369	1,220	306	4,192	6,242	32,583	8,442

Idaho Arrests in 2020

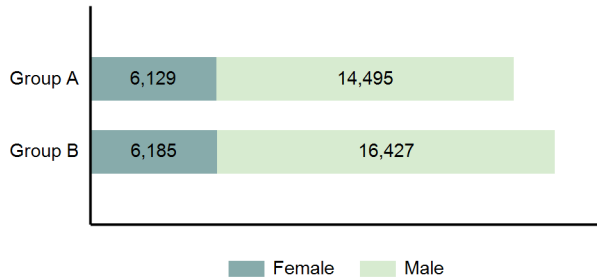
Adult Arrests

Adult Arrests by Gender

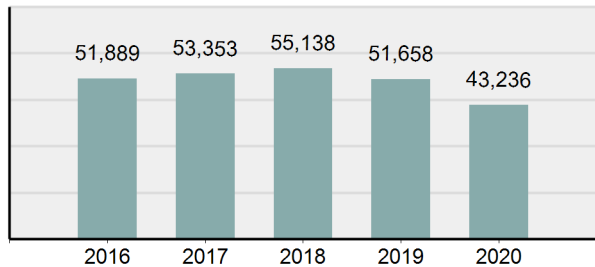
Offense Description	Male	Female
Murder	18	5
Negligent Manslaughter	6	1
Rape	68	0
Sodomy	6	0
Sexual Assault w/Obj	11	0
Fondling	127	3
Aggravated Assault	1,223	242
Simple Assault	1,963	790
Intimidation	224	39
Kidnapping	67	9
Incest	1	0
Statutory Rape	15	0
Human Trafficking	0	0
Robbery	54	8
Burglary/Breaking and Entering	393	125
Larceny/Theft Offenses	1,294	973
Motor Vehicle Theft	87	30
Arson	23	7
Destruction Of Property	458	115
Counterfeiting/Forgery	34	27
Fraud Offenses	182	181
Embezzlement	11	13
Extortion/Blackmail	1	2
Bribery	0	0
Stolen Property Offenses	141	48
Drug/Narcotic Violations	6,182	2,674
Drug Equipment Violations	1,635	810
Gambling Offenses	0	0
Pornography/Obscene Material	37	3
Prostitution Offenses	5	6
Weapons Law Violations	223	18
Animal Cruelty	6	0
Bad Checks	16	7
Curfew/Loitering/Vagrancy Violations	5	1
Disorderly Conduct	1,017	345
DUI	5,021	1,806
Drunkenness	154	37
Family Offenses, Nonviolent	330	181
Liquor Law Violations	591	192
Peeping Tom	1	1
Trespass of Real Property	500	166
All Other Offenses	8,792	3,449
Total	30,922	12,314

Total Adult Arrests	
Reported Adult Arrests	43,236
Change from 2019	-16.3%

Adult Arrests by Category



Total Adult Arrests 5 Year Trend



Idaho Arrests in 2020

Adult Arrests By Age

Offense	18-19	20-24	25-29	30-34	35-39	40-44	45-49	50-54	55-59	60 & Over	Total
Murder	2	7	3	3	1	0	1	0	3	3	23
Negligent Manslaughter	0	0	2	0	1	0	2	0	1	1	7
Rape	16	21	10	6	4	4	4	1	1	1	68
Sodomy	0	2	1	1	0	0	0	0	1	1	6
Sexual Assault w/Obj	0	4	1	2	2	0	0	2	0	0	11
Fondling	20	16	15	10	23	10	8	8	10	10	130
Aggravated Assault	63	245	237	235	196	164	123	71	62	69	1,465
Simple Assault	111	412	427	453	405	320	193	161	132	139	2,753
Intimidation	4	21	42	33	50	46	26	15	7	19	263
Kidnapping	3	17	12	12	12	4	7	3	3	3	76
Incest	0	0	1	0	0	0	0	0	0	0	1
Statutory Rape	5	5	1	2	1	1	0	0	0	0	15
Human Trafficking	0	0	0	0	0	0	0	0	0	0	0
Robbery	10	14	6	8	12	3	2	3	3	1	62
Burglary/Breaking and Entering	46	92	99	77	62	51	33	26	21	11	518
Larceny/Theft Offenses	194	353	398	331	315	230	160	120	85	81	2,267
Motor Vehicle Theft	10	22	32	20	14	10	4	2	3	0	117
Arson	2	4	3	5	5	1	2	3	4	1	30
Destruction Of Property	47	103	108	87	69	60	34	21	23	21	573
Counterfeiting/Forgery	10	4	11	8	9	7	4	6	1	1	61
Fraud Offenses	23	62	61	66	47	30	28	15	14	17	363
Embezzlement	5	3	5	2	4	0	3	1	1	0	24
Extortion/Blackmail	0	0	0	0	0	1	0	0	2	0	3
Bribery	0	0	0	0	0	0	0	0	0	0	0
Stolen Property Offenses	10	28	42	40	26	21	9	4	3	6	189
Drug/Narcotic Violations	828	1,705	1,551	1,363	1,160	792	501	408	334	214	8,856
Drug Equipment Violations	267	515	428	394	278	207	116	104	76	60	2,445
Gambling Offenses	0	0	0	0	0	0	0	0	0	0	0
Pornography/Obscene Material	4	5	4	3	8	2	7	4	0	3	40
Prostitution Offenses	0	2	0	2	3	2	1	1	0	0	11
Weapons Law Violations	7	51	37	34	33	22	26	8	10	13	241
Animal Cruelty	0	1	0	0	1	2	0	0	0	2	6
Bad Checks	0	5	3	2	7	2	0	1	1	2	23
Curfew/Loitering/Vagrancy Violations	1	1	0	0	1	0	0	1	0	2	6
Disorderly Conduct	72	189	230	180	180	121	114	92	92	92	1,362
DUI	304	1,169	1,100	954	841	637	532	416	389	485	6,827
Drunkenness	6	29	28	24	30	17	23	12	15	7	191
Family Offenses, Nonviolent	11	64	112	93	87	53	36	22	14	19	511
Liquor Law Violations	176	162	76	64	67	61	44	61	34	38	783
Peeping Tom	0	0	0	0	1	0	0	0	0	1	2
Trespass of Real Property	28	60	95	71	79	85	60	55	58	75	666
All Other Offenses	686	1,958	2,120	2,043	1,809	1,267	787	658	496	417	12,241
Total	2,971	7,351	7,301	6,628	5,843	4,233	2,890	2,305	1,899	1,815	43,236

Idaho Arrests in 2020

Juvenile Arrests

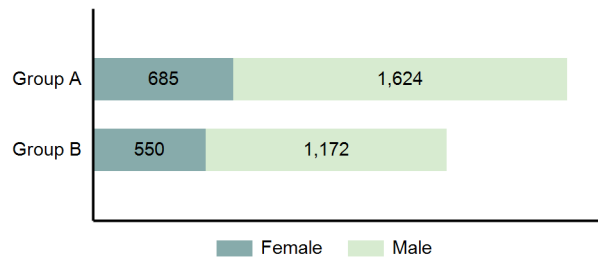
Juvenile Arrests by Gender

Offense Description	Male	Female
Murder	1	0
Negligent Manslaughter	0	0
Rape	21	0
Sodomy	5	1
Sexual Assault w/Obj	2	0
Fondling	37	7
Aggravated Assault	83	23
Simple Assault	298	129
Intimidation	22	4
Kidnapping	1	1
Incest	0	0
Statutory Rape	0	0
Human Trafficking	0	0
Robbery	6	1
Burglary/Breaking and Entering	100	16
Larceny/Theft Offenses	276	168
Motor Vehicle Theft	26	13
Arson	6	7
Destruction Of Property	148	48
Counterfeiting/Forgery	0	0
Fraud Offenses	16	17
Embezzlement	0	1
Extortion/Blackmail	1	0
Bribery	0	0
Stolen Property Offenses	9	4
Drug/Narcotic Violations	386	184
Drug Equipment Violations	128	49
Gambling Offenses	0	0
Pornography/Obscene Material	13	6
Prostitution Offenses	0	0
Weapons Law Violations	37	4
Animal Cruelty	2	2
Bad Checks	0	0
Curfew/Loitering/Vagrancy Violations	56	34
Disorderly Conduct	118	46
DUI	68	24
Drunkness	2	0
Family Offenses, Nonviolent	4	2
Liquor Law Violations	103	62
Peeping Tom	0	0
Trespass of Real Property	43	13
All Other Offenses	778	369
Total	2,796	1,235

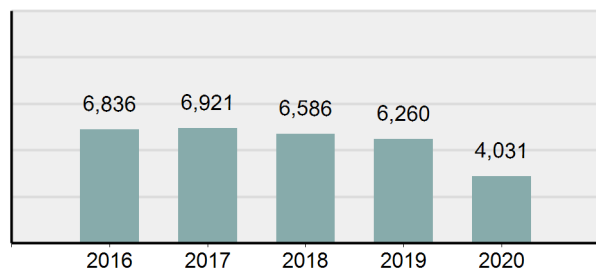
Total Juvenile Arrests	
Reported Juvenile Arrests	4,031
Change from 2019	-35.61%

Under the UCR guidelines, a juvenile is counted as "arrested" when the circumstances are such that if the juvenile were an adult, an arrest would have been reported. Any situation involving a juvenile, in lieu of an actual arrest, is summoned, cited, or notified to appear before a juvenile court or similar authority for a violation of the law, is reported as an arrest.

Juvenile Arrests by Category



Total Juvenile Arrests 5 Year Trend



Idaho Arrests in 2020

Juvenile Arrests By Age

Offense	10 & Under	11-12	13-14	15	16	17	Total
Murder	0	0	0	0	0	1	1
Negligent Manslaughter	0	0	0	0	0	0	0
Rape	0	2	3	4	9	3	21
Sodomy	2	1	2	0	0	1	6
Sexual Assault w/Obj	0	0	0	2	0	0	2
Fondling	0	5	14	11	7	7	44
Aggravated Assault	4	15	34	21	14	18	106
Simple Assault	15	62	135	86	83	46	427
Intimidation	3	3	8	4	4	4	26
Kidnapping	0	0	0	1	0	1	2
Incest	0	0	0	0	0	0	0
Statutory Rape	0	0	0	0	0	0	0
Human Trafficking	0	0	0	0	0	0	0
Robbery	0	0	1	0	5	1	7
Burglary/Breaking and Entering	2	7	26	31	34	16	116
Larceny/Theft Offenses	7	25	119	96	78	119	444
Motor Vehicle Theft	1	1	8	13	8	8	39
Arson	0	2	4	1	2	4	13
Destruction Of Property	5	27	69	34	27	34	196
Counterfeiting/Forgery	0	0	0	0	0	0	0
Fraud Offenses	0	1	7	10	7	8	33
Embezzlement	0	0	0	0	1	0	1
Extortion/Blackmail	0	0	1	0	0	0	1
Bribery	0	0	0	0	0	0	0
Stolen Property Offenses	0	1	5	3	1	3	13
Drug/Narcotic Violations	2	14	95	95	158	206	570
Drug Equipment Violations	0	4	33	31	46	63	177
Gambling Offenses	0	0	0	0	0	0	0
Pornography/Obscene Material	3	2	6	0	7	1	19
Prostitution Offenses	0	0	0	0	0	0	0
Weapons Law Violations	0	4	16	10	2	9	41
Animal Cruelty	0	2	1	1	0	0	4
Bad Checks	0	0	0	0	0	0	0
Curfew/Loitering/Vagrancy Violations	0	1	20	29	21	19	90
Disorderly Conduct	4	19	55	34	30	22	164
DUI	0	0	0	10	32	50	92
Drunkenness	0	0	0	0	1	1	2
Family Offenses, Nonviolent	0	0	1	3	0	2	6
Liquor Law Violations	0	1	19	31	56	58	165
Peeping Tom	0	0	0	0	0	0	0
Trespass of Real Property	3	4	17	12	9	11	56
All Other Offenses	9	78	282	268	280	230	1,147
Total	60	281	981	841	922	946	4,031

Idaho Arrests in 2020

Adult/Juvenile Arrests - 5 Year Trend

Offense	2016		2017		2018		2019		2020	
	Adult	Juvenile	Adult	Juvenile	Adult	Juvenile	Adult	Juvenile	Adult	Juvenile
Murder	28	0	19	0	15	2	13	3	23	1
Negligent Manslaughter	2	0	4	1	1	0	1	0	7	0
Rape	81	24	79	44	89	23	87	24	68	21
Sodomy	13	11	5	11	8	10	5	10	6	6
Sexual Assault w/Obj	15	5	8	12	8	13	25	9	11	2
Fondling	119	56	128	65	136	64	138	80	130	44
Aggravated Assault	1,254	109	1,288	122	1,306	127	1,390	131	1,465	106
Simple Assault	3,982	781	3,950	795	3,923	773	3,191	725	2,753	427
Intimidation	290	52	255	50	251	70	265	67	263	26
Kidnapping	52	3	51	0	59	3	51	3	76	2
Incest	3	2	4	1	8	0	4	1	1	0
Statutory Rape	28	4	18	2	25	1	19	4	15	0
Human Trafficking, Commercial Sex Acts	0	0	0	0	0	0	0	0	0	0
Human Trafficking, Involuntary Servitude	0	0	0	0	0	0	0	0	0	0
Robbery	80	12	55	21	82	21	61	13	62	7
Burglary/Breaking and Entering	748	188	719	216	702	160	562	131	518	116
Larceny/Theft Offenses	3,769	1,098	3,504	1,063	3,345	834	2,982	717	2,267	444
Motor Vehicle Theft	152	76	157	83	134	52	134	52	117	39
Arson	21	24	28	25	28	29	12	39	30	13
Destruction Of Property	579	321	601	305	563	272	505	278	573	196
Counterfeiting/Forgery	130	1	143	4	111	5	85	3	61	0
Fraud Offenses	258	37	274	35	290	30	253	31	363	33
Embezzlement	52	1	37	3	36	7	26	6	24	1
Extortion/Blackmail	11	1	3	0	4	1	3	0	3	1
Bribery	0	0	0	0	0	0	0	0	0	0
Stolen Property Offenses	231	38	210	22	207	16	145	14	189	13
Drug/Narcotic Violations	8,583	982	9,655	1,071	10,385	1,066	9,854	958	8,856	570
Drug Equipment Violations	2,673	336	2,829	383	2,963	312	2,691	224	2,445	177
Gambling Offenses	0	0	0	0	0	0	0	0	0	0
Pornography/Obscene Material	35	26	22	40	26	30	43	31	40	19
Prostitution Offenses	20	0	17	0	10	1	13	0	11	0
Weapons Law Violations	267	107	209	111	212	102	195	98	241	41
Animal Cruelty	0	0	1	0	1	0	5	1	6	4
Bad Checks	50	0	39	1	36	1	41	0	23	0
Curfew/Loitering/Vagrancy Violations	10	81	14	140	13	112	12	98	6	90
Disorderly Conduct	1,400	274	1,492	250	1,284	179	1,249	276	1,362	164
DUI	7,269	69	7,265	62	7,830	100	8,002	82	6,827	92
Drunkenness	243	31	207	26	257	22	307	7	191	2
Family Offenses, Nonviolent	814	58	589	20	682	8	582	14	511	6
Liquor Law Violations	1,135	410	976	224	868	235	1,011	223	783	165
Peeping Tom	4	0	1	0	1	0	12	0	2	0
Trespass of Real Property	821	68	813	91	775	83	625	84	666	56
All Other Offenses	16,667	1,550	17,684	1,622	18,464	1,822	17,059	1,823	12,241	1,147
Total	51,889	6,836	53,353	6,921	55,138	6,586	51,658	6,260	43,236	4,031
Total Arrests	58,725		60,274		61,724		57,918		47,267	