

# Agency 2021 Crime Report

## BOISE Police Department

Population: 231,902  
County: Ada

### Offense Overview

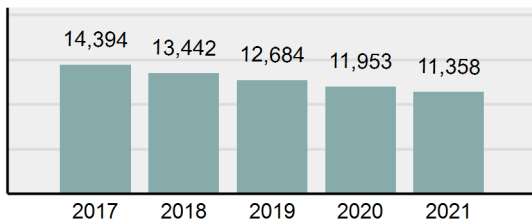
- Offense Total 11,358
- % change from 2020 **-4.98%**
- # of cleared offenses 4,997
- Percent Cleared 44%
- Group "A" Crime Rate per 100,000 population 4,897.76
- Summary based reporting crime rate per 100,000 populated is calculated for other state crime comparisons only. 1,669.24

### Arrest Overview

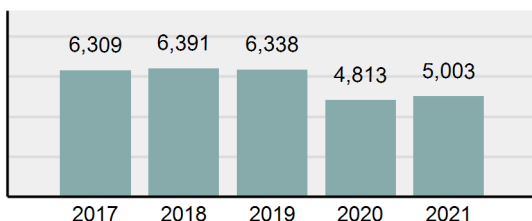
- Arrest Total 5,003
- % change from 2020 **3.95%**
- Adult Arrest total 4,655
- Juvenile Arrest total 348
- Arrest Rate per 100,000 population 2,157.38

Group "A" Offenses	Offenses		Arrests	
	# Reported	# Cleared	Adult	Juvenile
Murder	4	2	3	0
Negligent Manslaughter	0	0	0	0
Rape	151	22	12	1
Sodomy	49	9	3	0
Sexual Assault w/Obj	49	18	5	1
Fondling	63	27	10	1
Aggravated Assault	424	246	172	14
Simple Assault	1,696	1,208	492	64
Intimidation	252	143	41	2
Kidnapping	23	13	3	0
Incest	4	0	0	0
Statutory Rape	3	0	0	0
Human Trafficking, Commercial Sex Acts	0	0	0	0
Human Trafficking, Involuntary Servitude	0	0	0	0
Robbery	59	23	22	0
Burglary/Breaking and Entering	351	45	35	3
Larceny/Theft Offenses	2,586	434	280	32
Motor Vehicle Theft	269	48	28	3
Arson	27	5	4	0
Destruction Of Property	1,190	185	67	15
Counterfeiting/Forgery	144	28	10	0
Fraud Offenses	1,193	173	113	6
Embezzlement	24	13	11	0
Extortion/Blackmail	23	1	0	0
Bribery	0	0	0	0
Stolen Property Offenses	39	33	16	1
Drug/Narcotic Violations	1,332	1,153	924	43
Drug Equipment Violations	1,187	1,057	230	3
Gambling Offenses	0	0	0	0
Pornography/Obscene Material	33	3	0	0
Prostitution Offenses	17	14	12	0
Weapons Law Violations	157	88	31	1
Animal Cruelty	9	6	3	0
<b>Total Group "A"</b>	<b>11,358</b>	<b>4,997</b>	<b>2,527</b>	<b>190</b>

**Total Offenses - 5 year trend**



**Total Arrests - 5 year trend**



Group "B" Arrests	Arrests	
	Adult	Juvenile
Bad Checks	5	0
Curfew/Loitering/Vagrancy Violations	0	1
Disorderly Conduct	290	8
DUI	659	7
Drunkenness	56	0
Family Offenses, Nonviolent	35	1
Liquor Law Violations	90	22
Peeping Tom	0	0
Trespass of Real Property	184	4
All Other Offenses	809	115
<b>Total Group "B"</b>	<b>2,128</b>	<b>158</b>

# Agency 2021 Crime Report

## GARDEN CITY Police Department

Population: 12,018  
County: Ada

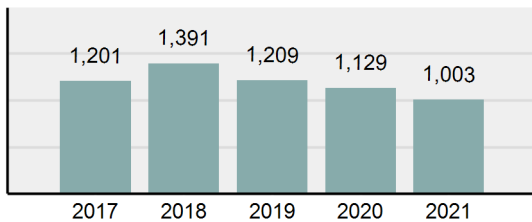
### Offense Overview

- Offense Total 1,003
- % change from 2020 -11.16%
- # of cleared offenses 508
- Percent Cleared 50.65%
- Group "A" Crime Rate per 100,000 population 8,345.81
- Summary based reporting crime rate per 100,000 populated is calculated for other state crime comparisons only. 2,729.24

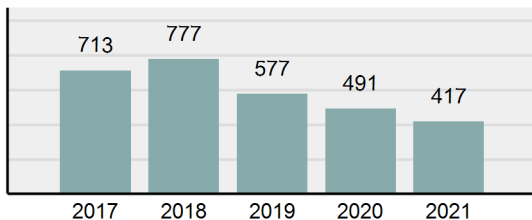
### Arrest Overview

- Arrest Total 417
- % change from 2020 -15.07%
- Adult Arrest total 402
- Juvenile Arrest total 15
- Arrest Rate per 100,000 population 3,469.80

**Total Offenses - 5 year trend**



**Total Arrests - 5 year trend**



Group "A" Offenses	Offenses		Arrests	
	# Reported	# Cleared	Adult	Juvenile
Murder	1	1	1	0
Negligent Manslaughter	0	0	0	0
Rape	3	2	0	0
Sodomy	4	2	0	0
Sexual Assault w/Obj	0	0	0	0
Fondling	9	3	2	0
Aggravated Assault	84	66	31	0
Simple Assault	97	65	13	2
Intimidation	33	10	6	0
Kidnapping	4	2	0	0
Incest	2	0	0	0
Statutory Rape	0	0	0	0
Human Trafficking, Commercial Sex Acts	0	0	0	0
Human Trafficking, Involuntary Servitude	0	0	0	0
Robbery	1	1	0	0
Burglary/Breaking and Entering	44	10	6	0
Larceny/Theft Offenses	163	35	21	0
Motor Vehicle Theft	30	6	4	0
Arson	2	0	0	0
Destruction Of Property	115	16	5	4
Counterfeiting/Forgery	13	5	5	0
Fraud Offenses	67	5	1	0
Embezzlement	1	0	0	0
Extortion/Blackmail	0	0	0	0
Bribery	0	0	0	0
Stolen Property Offenses	8	6	4	0
Drug/Narcotic Violations	164	143	129	3
Drug Equipment Violations	141	121	23	0
Gambling Offenses	0	0	0	0
Pornography/Obscene Material	5	0	0	0
Prostitution Offenses	0	0	0	0
Weapons Law Violations	12	9	2	0
Animal Cruelty	0	0	0	0
<b>Total Group "A"</b>	<b>1,003</b>	<b>508</b>	<b>253</b>	<b>9</b>

Group "B" Arrests	Arrests	
	Adult	Juvenile
Bad Checks	0	0
Curfew/Loitering/Vagrancy Violations	0	0
Disorderly Conduct	1	0
DUI	65	0
Drunkenness	2	0
Family Offenses, Nonviolent	0	0
Liquor Law Violations	2	0
Peeping Tom	0	0
Trespass of Real Property	2	0
All Other Offenses	77	6
<b>Total Group "B"</b>	<b>149</b>	<b>6</b>

# Agency 2021 Crime Report

## MERIDIAN Police Department

Population: 126,744  
County: Ada

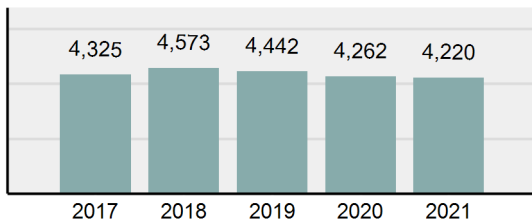
### Offense Overview

- Offense Total 4,220
- % change from 2020 -0.99%
- # of cleared offenses 1,876
- Percent Cleared 44.45%
- Group "A" Crime Rate per 100,000 population 3,329.55
- Summary based reporting crime rate per 100,000 populated is calculated for other state crime comparisons only. 903.40

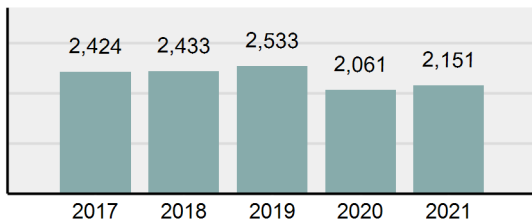
### Arrest Overview

- Arrest Total 2,151
- % change from 2020 4.37%
- Adult Arrest total 1,718
- Juvenile Arrest total 433
- Arrest Rate per 100,000 population 1,697.12

Total Offenses - 5 year trend



Total Arrests - 5 year trend



Group "A" Offenses	Offenses		Arrests	
	# Reported	# Cleared	Adult	Juvenile
Murder	0	0	0	0
Negligent Manslaughter	1	0	0	0
Rape	31	5	0	0
Sodomy	8	2	0	0
Sexual Assault w/Obj	11	3	1	1
Fondling	42	17	4	3
Aggravated Assault	159	97	57	13
Simple Assault	579	222	108	37
Intimidation	135	43	11	5
Kidnapping	15	5	1	0
Incest	0	0	0	0
Statutory Rape	6	2	0	0
Human Trafficking, Commercial Sex Acts	0	0	0	0
Human Trafficking, Involuntary Servitude	0	0	0	0
Robbery	10	4	1	0
Burglary/Breaking and Entering	98	7	2	0
Larceny/Theft Offenses	801	182	114	40
Motor Vehicle Theft	38	6	2	1
Arson	8	2	1	0
Destruction Of Property	261	38	2	0
Counterfeiting/Forgery	34	4	1	0
Fraud Offenses	665	154	126	6
Embezzlement	31	8	8	0
Extortion/Blackmail	13	0	0	0
Bribery	0	0	0	0
Stolen Property Offenses	37	19	7	1
Drug/Narcotic Violations	575	502	365	71
Drug Equipment Violations	572	513	130	14
Gambling Offenses	0	0	0	0
Pornography/Obscene Material	29	6	1	0
Prostitution Offenses	1	0	0	0
Weapons Law Violations	59	35	9	6
Animal Cruelty	1	0	0	0
<b>Total Group "A"</b>	<b>4,220</b>	<b>1,876</b>	<b>951</b>	<b>198</b>

Group "B" Arrests	Arrests	
	Adult	Juvenile
Bad Checks	0	0
Curfew/Loitering/Vagrancy Violations	0	39
Disorderly Conduct	20	2
DUI	445	3
Drunkenness	10	0
Family Offenses, Nonviolent	8	0
Liquor Law Violations	35	36
Peeping Tom	0	0
Trespass of Real Property	23	3
All Other Offenses	226	152
<b>Total Group "B"</b>	<b>767</b>	<b>235</b>

# Agency 2021 Crime Report

## ADA County Sheriff's Office

Population: 147,581  
County: Ada

### Offense Overview

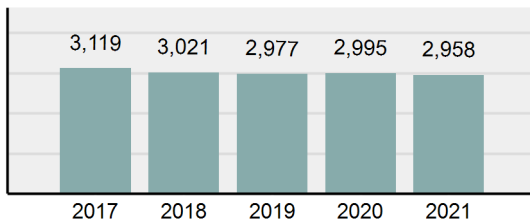
- Offense Total 2,958
- % change from 2020 -1.24%
- # of cleared offenses 1,757
- Percent Cleared 59.4%
- Group "A" Crime Rate per 100,000 population 2,004.32
- Summary based reporting crime rate per 100,000 populated is calculated for other state crime comparisons only. 529.20

### Arrest Overview

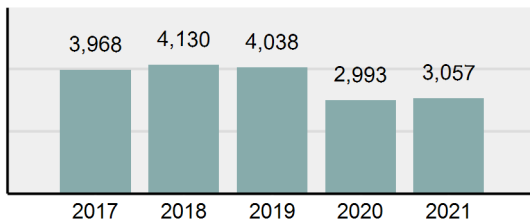
- Arrest Total 3,057
- % change from 2020 2.14%
- Adult Arrest total 2,731
- Juvenile Arrest total 326
- Arrest Rate per 100,000 population 2,071.40

Group "A" Offenses	Offenses		Arrests	
	# Reported	# Cleared	Adult	Juvenile
Murder	2	0	0	0
Negligent Manslaughter	0	0	0	0
Rape	33	21	7	0
Sodomy	16	9	1	3
Sexual Assault w/Obj	10	6	0	1
Fondling	30	19	2	4
Aggravated Assault	191	154	91	4
Simple Assault	549	421	91	39
Intimidation	146	97	29	5
Kidnapping	10	10	0	0
Incest	0	0	0	0
Statutory Rape	0	0	1	0
Human Trafficking, Commercial Sex Acts	0	0	0	0
Human Trafficking, Involuntary Servitude	0	0	0	0
Robbery	2	0	0	0
Burglary/Breaking and Entering	83	18	11	9
Larceny/Theft Offenses	416	132	37	26
Motor Vehicle Theft	45	19	2	1
Arson	9	5	6	1
Destruction Of Property	203	90	24	20
Counterfeiting/Forgery	14	8	1	0
Fraud Offenses	80	37	6	5
Embezzlement	4	2	2	0
Extortion/Blackmail	3	0	0	0
Bribery	0	0	0	0
Stolen Property Offenses	15	10	2	1
Drug/Narcotic Violations	533	350	297	28
Drug Equipment Violations	488	300	47	6
Gambling Offenses	0	0	0	0
Pornography/Obscene Material	22	13	2	2
Prostitution Offenses	3	2	1	0
Weapons Law Violations	47	32	11	3
Animal Cruelty	4	2	1	0
<b>Total Group "A"</b>	<b>2,958</b>	<b>1,757</b>	<b>672</b>	<b>158</b>

**Total Offenses - 5 year trend**



**Total Arrests - 5 year trend**



Group "B" Arrests	Arrests	
	Adult	Juvenile
Bad Checks	1	0
Curfew/Loitering/Vagrancy Violations	0	15
Disorderly Conduct	22	4
DUI	282	3
Drunkenness	1	0
Family Offenses, Nonviolent	18	0
Liquor Law Violations	24	23
Peeping Tom	0	0
Trespass of Real Property	16	2
All Other Offenses	1,695	121
<b>Total Group "B"</b>	<b>2,059</b>	<b>168</b>

# Agency 2021 Crime Report



## Ada County Total

Population: 518,245  
County: Ada

### Offense Overview

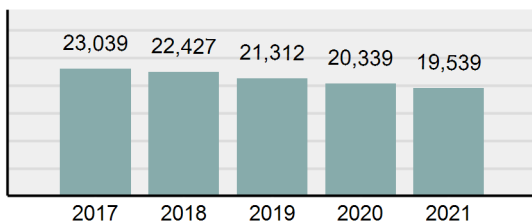
- Offense Total 19,539
- % change from 2020 -3.93%
- # of cleared offenses 9,138
- Percent Cleared 46.77%
- Group "A" Crime Rate per 100,000 population 3,770.22
- Summary based reporting crime rate per 100,000 populated is calculated for other state crime comparisons only. 1,181.87

### Arrest Overview

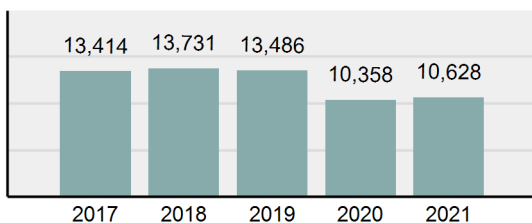
- Arrest Total 10,628
- % change from 2020 **2.61%**
- Adult Arrest total 9,506
- Juvenile Arrest total 1,122
- Arrest Rate per 100,000 population 2,050.77

Group "A" Offenses	Offenses		Arrests	
	# Reported	# Cleared	Adult	Juvenile
Murder	7	3	4	0
Negligent Manslaughter	1	0	0	0
Rape	218	50	19	1
Sodomy	77	22	4	3
Sexual Assault w/Obj	70	27	6	3
Fondling	144	66	18	8
Aggravated Assault	858	563	351	31
Simple Assault	2,921	1,916	704	142
Intimidation	566	293	87	12
Kidnapping	52	30	4	0
Incest	6	0	0	0
Statutory Rape	9	2	1	0
Human Trafficking, Commercial Sex Acts	0	0	0	0
Human Trafficking, Involuntary Servitude	0	0	0	0
Robbery	72	28	23	0
Burglary/Breaking and Entering	576	80	54	12
Larceny/Theft Offenses	3,966	783	452	98
Motor Vehicle Theft	382	79	36	5
Arson	46	12	11	1
Destruction Of Property	1,769	329	98	39
Counterfeiting/Forgery	205	45	17	0
Fraud Offenses	2,005	369	246	17
Embezzlement	60	23	21	0
Extortion/Blackmail	39	1	0	0
Bribery	0	0	0	0
Stolen Property Offenses	99	68	29	3
Drug/Narcotic Violations	2,604	2,148	1715	145
Drug Equipment Violations	2,388	1,991	430	23
Gambling Offenses	0	0	0	0
Pornography/Obscene Material	89	22	3	2
Prostitution Offenses	21	16	13	0
Weapons Law Violations	275	164	53	10
Animal Cruelty	14	8	4	0
<b>Total Group "A"</b>	<b>19,539</b>	<b>9,138</b>	<b>4,403</b>	<b>555</b>

**Total Offenses - 5 year trend**



**Total Arrests - 5 year trend**



Group "B" Arrests	Arrests	
	Adult	Juvenile
Bad Checks	6	0
Curfew/Loitering/Vagrancy Violations	0	55
Disorderly Conduct	333	14
DUI	1,451	13
Drunkenness	69	0
Family Offenses, Nonviolent	61	1
Liquor Law Violations	151	81
Peeping Tom	0	0
Trespass of Real Property	225	9
All Other Offenses	2,807	394
<b>Total Group "B"</b>	<b>5,103</b>	<b>567</b>