

Agency 2021 Crime Report

MOUNTAIN HOME Police Department

Population: 14,555
County: Elmore

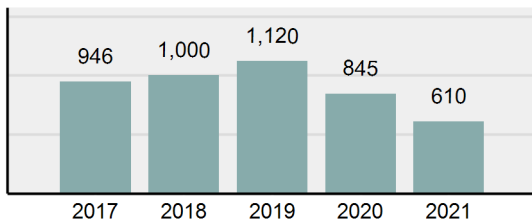
Offense Overview

- Offense Total 610
- % change from 2020 -27.81%
- # of cleared offenses 317
- Percent Cleared 51.97%
- Group "A" Crime Rate per 100,000 population 4,191.00
- Summary based reporting crime rate per 100,000 populated is calculated for other state crime comparisons only. 1,092.41

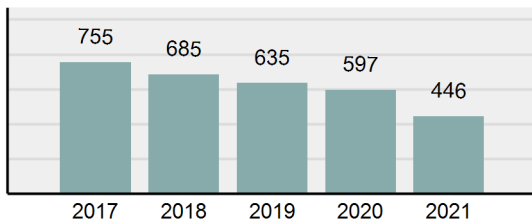
Arrest Overview

- Arrest Total 446
- % change from 2020 -25.29%
- Adult Arrest total 430
- Juvenile Arrest total 16
- Arrest Rate per 100,000 population 3,064.24

Total Offenses - 5 year trend



Total Arrests - 5 year trend



Group "A" Offenses	Offenses		Arrests	
	# Reported	# Cleared	Adult	Juvenile
Murder	0	0	0	0
Negligent Manslaughter	0	0	0	0
Rape	5	2	3	0
Sodomy	0	0	0	0
Sexual Assault w/Obj	0	0	0	0
Fondling	23	3	2	0
Aggravated Assault	32	25	21	1
Simple Assault	103	62	53	0
Intimidation	15	10	2	0
Kidnapping	1	1	0	0
Incest	0	0	0	0
Statutory Rape	2	2	2	0
Human Trafficking, Commercial Sex Acts	0	0	0	0
Human Trafficking, Involuntary Servitude	0	0	0	0
Robbery	2	2	2	0
Burglary/Breaking and Entering	10	4	3	0
Larceny/Theft Offenses	96	17	13	0
Motor Vehicle Theft	12	4	2	0
Arson	2	0	0	0
Destruction Of Property	71	12	3	0
Counterfeiting/Forgery	4	0	0	0
Fraud Offenses	36	1	1	0
Embezzlement	0	0	0	0
Extortion/Blackmail	0	0	0	0
Bribery	0	0	0	0
Stolen Property Offenses	0	0	1	0
Drug/Narcotic Violations	103	88	101	1
Drug Equipment Violations	86	79	7	0
Gambling Offenses	0	0	0	0
Pornography/Obscene Material	1	1	1	0
Prostitution Offenses	0	0	0	0
Weapons Law Violations	6	4	0	0
Animal Cruelty	0	0	0	0
Total Group "A"	610	317	217	2

Group "B" Arrests	Arrests	
	Adult	Juvenile
Bad Checks	0	0
Curfew/Loitering/Vagrancy Violations	0	0
Disorderly Conduct	3	0
DUI	50	2
Drunkenness	0	0
Family Offenses, Nonviolent	1	0
Liquor Law Violations	6	0
Peeping Tom	0	0
Trespass of Real Property	3	0
All Other Offenses	150	12
Total Group "B"	213	14

Agency 2021 Crime Report

ELMORE County Sheriff's Office

Population: 13,603
County: Elmore

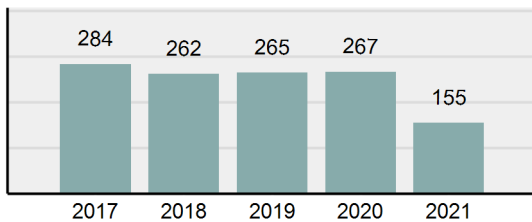
Offense Overview

- Offense Total 155
- % change from 2020 **-41.95%**
- # of cleared offenses 91
- Percent Cleared 58.71%
- Group "A" Crime Rate per 100,000 population 1,139.45
- Summary based reporting crime rate per 100,000 populated is calculated for other state crime comparisons only. 249.94

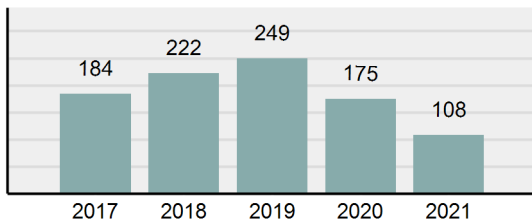
Arrest Overview

- Arrest Total 108
- % change from 2020 **-38.29%**
- Adult Arrest total 104
- Juvenile Arrest total 4
- Arrest Rate per 100,000 population 793.94

Total Offenses - 5 year trend



Total Arrests - 5 year trend



Group "A" Offenses	Offenses		Arrests	
	# Reported	# Cleared	Adult	Juvenile
Murder	0	0	1	0
Negligent Manslaughter	0	0	0	0
Rape	4	1	1	0
Sodomy	0	0	0	0
Sexual Assault w/Obj	0	0	0	0
Fondling	4	3	2	0
Aggravated Assault	8	5	6	0
Simple Assault	36	16	7	1
Intimidation	6	3	2	0
Kidnapping	1	1	1	0
Incest	0	0	0	0
Statutory Rape	1	1	1	0
Human Trafficking, Commercial Sex Acts	0	0	0	0
Human Trafficking, Involuntary Servitude	0	0	0	0
Robbery	0	0	0	0
Burglary/Breaking and Entering	6	2	1	0
Larceny/Theft Offenses	9	2	0	1
Motor Vehicle Theft	6	1	1	0
Arson	1	1	0	0
Destruction Of Property	2	0	0	0
Counterfeiting/Forgery	2	1	2	0
Fraud Offenses	4	0	0	0
Embezzlement	0	0	0	0
Extortion/Blackmail	0	0	0	0
Bribery	0	0	0	0
Stolen Property Offenses	0	0	0	0
Drug/Narcotic Violations	34	28	32	0
Drug Equipment Violations	24	21	4	0
Gambling Offenses	0	0	0	0
Pornography/Obscene Material	1	1	0	0
Prostitution Offenses	0	0	0	0
Weapons Law Violations	6	4	2	0
Animal Cruelty	0	0	0	0
Total Group "A"	155	91	63	2

Group "B" Arrests	Arrests	
	Adult	Juvenile
Bad Checks	0	0
Curfew/Loitering/Vagrancy Violations	0	0
Disorderly Conduct	0	0
DUI	31	2
Drunkenness	0	0
Family Offenses, Nonviolent	0	0
Liquor Law Violations	3	0
Peeping Tom	0	0
Trespass of Real Property	0	0
All Other Offenses	7	0
Total Group "B"	41	2

Agency 2021 Crime Report



Elmore County Total

Population: 28,158
County: Elmore

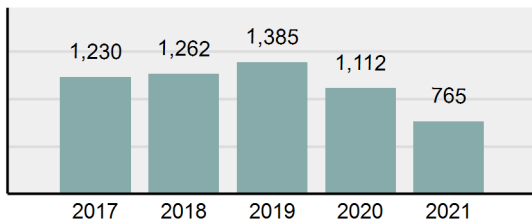
Offense Overview

- Offense Total 765
- % change from 2020 -31.21%
- # of cleared offenses 408
- Percent Cleared 53.33%
- Group "A" Crime Rate per 100,000 population 2,716.81
- Summary based reporting crime rate per 100,000 populated is calculated for other state crime comparisons only. 685.42

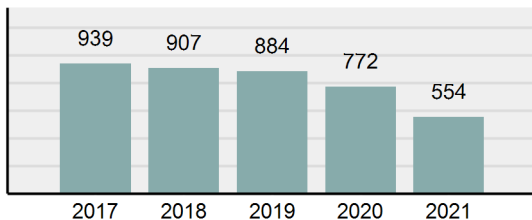
Arrest Overview

- Arrest Total 554
- % change from 2020 -28.24%
- Adult Arrest total 534
- Juvenile Arrest total 20
- Arrest Rate per 100,000 population 1,967.47

Total Offenses - 5 year trend



Total Arrests - 5 year trend



Group "A" Offenses	Offenses		Arrests	
	# Reported	# Cleared	Adult	Juvenile
Murder	0	0	1	0
Negligent Manslaughter	0	0	0	0
Rape	9	3	4	0
Sodomy	0	0	0	0
Sexual Assault w/Obj	0	0	0	0
Fondling	27	6	4	0
Aggravated Assault	40	30	27	1
Simple Assault	139	78	60	1
Intimidation	21	13	4	0
Kidnapping	2	2	1	0
Incest	0	0	0	0
Statutory Rape	3	3	3	0
Human Trafficking, Commercial Sex Acts	0	0	0	0
Human Trafficking, Involuntary Servitude	0	0	0	0
Robbery	2	2	2	0
Burglary/Breaking and Entering	16	6	4	0
Larceny/Theft Offenses	105	19	13	1
Motor Vehicle Theft	18	5	3	0
Arson	3	1	0	0
Destruction Of Property	73	12	3	0
Counterfeiting/Forgery	6	1	2	0
Fraud Offenses	40	1	1	0
Embezzlement	0	0	0	0
Extortion/Blackmail	0	0	0	0
Bribery	0	0	0	0
Stolen Property Offenses	0	0	1	0
Drug/Narcotic Violations	137	116	133	1
Drug Equipment Violations	110	100	11	0
Gambling Offenses	0	0	0	0
Pornography/Obscene Material	2	2	1	0
Prostitution Offenses	0	0	0	0
Weapons Law Violations	12	8	2	0
Animal Cruelty	0	0	0	0
Total Group "A"	765	408	280	4

Group "B" Arrests	Arrests	
	Adult	Juvenile
Bad Checks	0	0
Curfew/Loitering/Vagrancy Violations	0	0
Disorderly Conduct	3	0
DUI	81	4
Drunkenness	0	0
Family Offenses, Nonviolent	1	0
Liquor Law Violations	9	0
Peeping Tom	0	0
Trespass of Real Property	3	0
All Other Offenses	157	12
Total Group "B"	254	16