

Agency 2021 Crime Report

PRESTON Police Department

Population: 5,724
County: Franklin

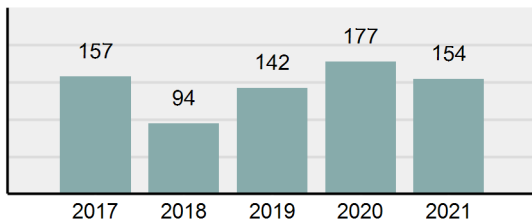
Offense Overview

- Offense Total 154
- % change from 2020 -12.99%
- # of cleared offenses 24
- Percent Cleared 15.58%
- Group "A" Crime Rate per 100,000 population 2,690.43
- Summary based reporting crime rate per 100,000 populated is calculated for other state crime comparisons only. 786.16

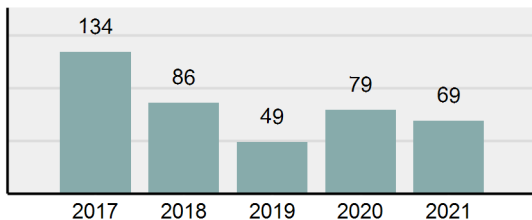
Arrest Overview

- Arrest Total 69
- % change from 2020 -12.66%
- Adult Arrest total 58
- Juvenile Arrest total 11
- Arrest Rate per 100,000 population 1,205.45

Total Offenses - 5 year trend



Total Arrests - 5 year trend



| Group "A" Offenses | Offenses | | Arrests | |
|--|------------|-----------|-----------|----------|
| | # Reported | # Cleared | Adult | Juvenile |
| Murder | 0 | 0 | 0 | 0 |
| Negligent Manslaughter | 0 | 0 | 0 | 0 |
| Rape | 2 | 0 | 0 | 0 |
| Sodomy | 0 | 0 | 0 | 0 |
| Sexual Assault w/Obj | 0 | 0 | 0 | 0 |
| Fondling | 2 | 0 | 0 | 0 |
| Aggravated Assault | 1 | 0 | 0 | 0 |
| Simple Assault | 18 | 3 | 0 | 2 |
| Intimidation | 9 | 0 | 0 | 0 |
| Kidnapping | 0 | 0 | 0 | 0 |
| Incest | 0 | 0 | 0 | 0 |
| Statutory Rape | 1 | 0 | 0 | 0 |
| Human Trafficking, Commercial Sex Acts | 0 | 0 | 0 | 0 |
| Human Trafficking, Involuntary Servitude | 0 | 0 | 0 | 0 |
| Robbery | 1 | 0 | 0 | 0 |
| Burglary/Breaking and Entering | 4 | 1 | 0 | 1 |
| Larceny/Theft Offenses | 35 | 2 | 2 | 0 |
| Motor Vehicle Theft | 2 | 1 | 1 | 0 |
| Arson | 0 | 0 | 0 | 0 |
| Destruction Of Property | 18 | 5 | 4 | 2 |
| Counterfeiting/Forgery | 1 | 0 | 0 | 0 |
| Fraud Offenses | 21 | 0 | 0 | 0 |
| Embezzlement | 1 | 0 | 0 | 0 |
| Extortion/Blackmail | 0 | 0 | 0 | 0 |
| Bribery | 0 | 0 | 0 | 0 |
| Stolen Property Offenses | 0 | 0 | 0 | 0 |
| Drug/Narcotic Violations | 17 | 5 | 4 | 1 |
| Drug Equipment Violations | 17 | 7 | 1 | 1 |
| Gambling Offenses | 0 | 0 | 0 | 0 |
| Pornography/Obscene Material | 3 | 0 | 0 | 0 |
| Prostitution Offenses | 0 | 0 | 0 | 0 |
| Weapons Law Violations | 1 | 0 | 0 | 0 |
| Animal Cruelty | 0 | 0 | 0 | 0 |
| Total Group "A" | 154 | 24 | 12 | 7 |

| Group "B" Arrests | Arrests | |
|--------------------------------------|-----------|----------|
| | Adult | Juvenile |
| Bad Checks | 1 | 0 |
| Curfew/Loitering/Vagrancy Violations | 0 | 4 |
| Disorderly Conduct | 9 | 0 |
| DUI | 12 | 0 |
| Drunkenness | 0 | 0 |
| Family Offenses, Nonviolent | 0 | 0 |
| Liquor Law Violations | 1 | 0 |
| Peeping Tom | 0 | 0 |
| Trespass of Real Property | 3 | 0 |
| All Other Offenses | 20 | 0 |
| Total Group "B" | 46 | 4 |

Agency 2021 Crime Report

FRANKLIN County Sheriff's Office

Population: 8,995
County: Franklin

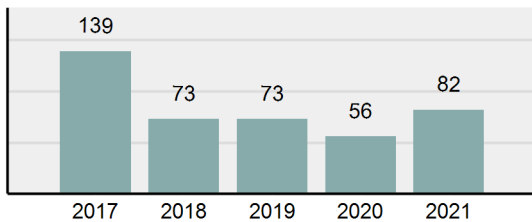
Offense Overview

- Offense Total 82
- % change from 2020 **46.43%**
- # of cleared offenses 42
- Percent Cleared 51.22%
- Group "A" Crime Rate per 100,000 population 911.62
- Summary based reporting crime rate per 100,000 populated is calculated for other state crime comparisons only. 289.05

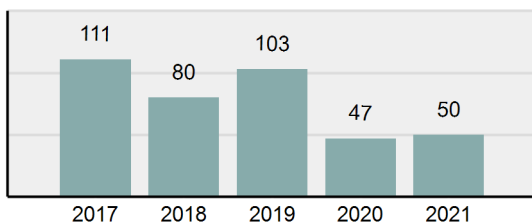
Arrest Overview

- Arrest Total 50
- % change from 2020 **6.38%**
- Adult Arrest total 49
- Juvenile Arrest total 1
- Arrest Rate per 100,000 population 555.86

Total Offenses - 5 year trend



Total Arrests - 5 year trend



| Group "A" Offenses | Offenses | | Arrests | |
|--|------------|-----------|-----------|----------|
| | # Reported | # Cleared | Adult | Juvenile |
| Murder | 0 | 0 | 0 | 0 |
| Negligent Manslaughter | 0 | 0 | 0 | 0 |
| Rape | 4 | 1 | 0 | 0 |
| Sodomy | 0 | 0 | 0 | 0 |
| Sexual Assault w/Obj | 0 | 0 | 0 | 0 |
| Fondling | 7 | 5 | 1 | 1 |
| Aggravated Assault | 0 | 0 | 0 | 0 |
| Simple Assault | 5 | 0 | 0 | 0 |
| Intimidation | 0 | 0 | 0 | 0 |
| Kidnapping | 0 | 0 | 0 | 0 |
| Incest | 0 | 0 | 0 | 0 |
| Statutory Rape | 0 | 0 | 0 | 0 |
| Human Trafficking, Commercial Sex Acts | 0 | 0 | 0 | 0 |
| Human Trafficking, Involuntary Servitude | 0 | 0 | 0 | 0 |
| Robbery | 0 | 0 | 0 | 0 |
| Burglary/Breaking and Entering | 1 | 1 | 1 | 0 |
| Larceny/Theft Offenses | 18 | 1 | 1 | 0 |
| Motor Vehicle Theft | 3 | 0 | 0 | 0 |
| Arson | 0 | 0 | 0 | 0 |
| Destruction Of Property | 3 | 2 | 2 | 0 |
| Counterfeiting/Forgery | 1 | 1 | 1 | 0 |
| Fraud Offenses | 5 | 0 | 0 | 0 |
| Embezzlement | 0 | 0 | 0 | 0 |
| Extortion/Blackmail | 0 | 0 | 0 | 0 |
| Bribery | 0 | 0 | 0 | 0 |
| Stolen Property Offenses | 0 | 0 | 0 | 0 |
| Drug/Narcotic Violations | 19 | 16 | 18 | 0 |
| Drug Equipment Violations | 12 | 11 | 0 | 0 |
| Gambling Offenses | 0 | 0 | 0 | 0 |
| Pornography/Obscene Material | 0 | 0 | 0 | 0 |
| Prostitution Offenses | 0 | 0 | 0 | 0 |
| Weapons Law Violations | 4 | 4 | 1 | 0 |
| Animal Cruelty | 0 | 0 | 0 | 0 |
| Total Group "A" | 82 | 42 | 25 | 1 |

| Group "B" Arrests | Arrests | |
|--------------------------------------|-----------|----------|
| | Adult | Juvenile |
| Bad Checks | 0 | 0 |
| Curfew/Loitering/Vagrancy Violations | 0 | 0 |
| Disorderly Conduct | 0 | 0 |
| DUI | 4 | 0 |
| Drunkenness | 0 | 0 |
| Family Offenses, Nonviolent | 0 | 0 |
| Liquor Law Violations | 0 | 0 |
| Peeping Tom | 0 | 0 |
| Trespass of Real Property | 1 | 0 |
| All Other Offenses | 19 | 0 |
| Total Group "B" | 24 | 0 |

Agency 2021 Crime Report



Franklin County Total

Population: 14,719
County: Franklin

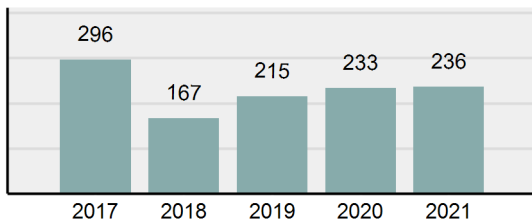
Offense Overview

- Offense Total 236
- % change from 2020 **1.29%**
- # of cleared offenses 66
- Percent Cleared 27.97%
- Group "A" Crime Rate per 100,000 population 1,603.37
- Summary based reporting crime rate per 100,000 populated is calculated for other state crime comparisons only. 482.37

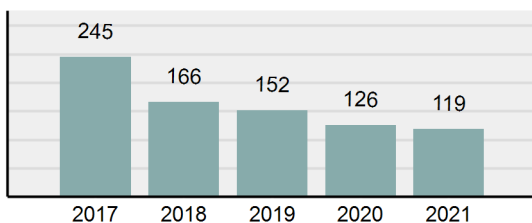
Arrest Overview

- Arrest Total 119
- % change from 2020 **-5.56%**
- Adult Arrest total 107
- Juvenile Arrest total 12
- Arrest Rate per 100,000 population 808.48

Total Offenses - 5 year trend



Total Arrests - 5 year trend



| Group "A" Offenses | Offenses | | Arrests | |
|--|------------|-----------|---------|----------|
| | # Reported | # Cleared | Adult | Juvenile |
| Murder | 0 | 0 | 0 | 0 |
| Negligent Manslaughter | 0 | 0 | 0 | 0 |
| Rape | 6 | 1 | 0 | 0 |
| Sodomy | 0 | 0 | 0 | 0 |
| Sexual Assault w/Obj | 0 | 0 | 0 | 0 |
| Fondling | 9 | 5 | 1 | 1 |
| Aggravated Assault | 1 | 0 | 0 | 0 |
| Simple Assault | 23 | 3 | 0 | 2 |
| Intimidation | 9 | 0 | 0 | 0 |
| Kidnapping | 0 | 0 | 0 | 0 |
| Incest | 0 | 0 | 0 | 0 |
| Statutory Rape | 1 | 0 | 0 | 0 |
| Human Trafficking, Commercial Sex Acts | 0 | 0 | 0 | 0 |
| Human Trafficking, Involuntary Servitude | 0 | 0 | 0 | 0 |
| Robbery | 1 | 0 | 0 | 0 |
| Burglary/Breaking and Entering | 5 | 2 | 1 | 1 |
| Larceny/Theft Offenses | 53 | 3 | 3 | 0 |
| Motor Vehicle Theft | 5 | 1 | 1 | 0 |
| Arson | 0 | 0 | 0 | 0 |
| Destruction Of Property | 21 | 7 | 6 | 2 |
| Counterfeiting/Forgery | 2 | 1 | 1 | 0 |
| Fraud Offenses | 26 | 0 | 0 | 0 |
| Embezzlement | 1 | 0 | 0 | 0 |
| Extortion/Blackmail | 0 | 0 | 0 | 0 |
| Bribery | 0 | 0 | 0 | 0 |
| Stolen Property Offenses | 0 | 0 | 0 | 0 |
| Drug/Narcotic Violations | 36 | 21 | 22 | 1 |
| Drug Equipment Violations | 29 | 18 | 1 | 1 |
| Gambling Offenses | 0 | 0 | 0 | 0 |
| Pornography/Obscene Material | 3 | 0 | 0 | 0 |
| Prostitution Offenses | 0 | 0 | 0 | 0 |
| Weapons Law Violations | 5 | 4 | 1 | 0 |
| Animal Cruelty | 0 | 0 | 0 | 0 |
| Total Group "A" | 236 | 66 | 37 | 8 |

| Group "B" Arrests | Arrests | |
|--------------------------------------|---------|----------|
| | Adult | Juvenile |
| Bad Checks | 1 | 0 |
| Curfew/Loitering/Vagrancy Violations | 0 | 4 |
| Disorderly Conduct | 9 | 0 |
| DUI | 16 | 0 |
| Drunkenness | 0 | 0 |
| Family Offenses, Nonviolent | 0 | 0 |
| Liquor Law Violations | 1 | 0 |
| Peeping Tom | 0 | 0 |
| Trespass of Real Property | 4 | 0 |
| All Other Offenses | 39 | 0 |
| Total Group "B" | 70 | 4 |