

Agency 2021 Crime Report

ASHTON Police Department

Population: 1,034
County: Fremont

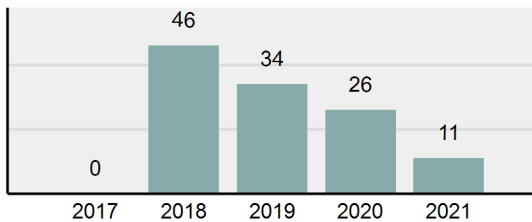
Offense Overview

- Offense Total 11
- % change from 2020 **-57.69%**
- # of cleared offenses 7
- Percent Cleared 63.64%
- Group "A" Crime Rate per 100,000 population 1,063.83
- Summary based reporting crime rate per 100,000 populated is calculated for other state crime comparisons only. 96.71

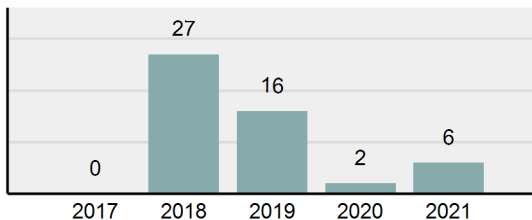
Arrest Overview

- Arrest Total 6
- % change from 2020 **200%**
- Adult Arrest total 6
- Juvenile Arrest total 0
- Arrest Rate per 100,000 population 580.27

Total Offenses - 5 year trend



Total Arrests - 5 year trend



Group "A" Offenses	Offenses		Arrests	
	# Reported	# Cleared	Adult	Juvenile
Murder	0	0	0	0
Negligent Manslaughter	0	0	0	0
Rape	0	0	0	0
Sodomy	0	0	0	0
Sexual Assault w/Obj	0	0	0	0
Fondling	0	0	0	0
Aggravated Assault	0	0	0	0
Simple Assault	2	2	1	0
Intimidation	0	0	0	0
Kidnapping	0	0	0	0
Incest	0	0	0	0
Statutory Rape	0	0	0	0
Human Trafficking, Commercial Sex Acts	0	0	0	0
Human Trafficking, Involuntary Servitude	0	0	0	0
Robbery	0	0	0	0
Burglary/Breaking and Entering	0	0	0	0
Larceny/Theft Offenses	1	0	0	0
Motor Vehicle Theft	0	0	0	0
Arson	0	0	0	0
Destruction Of Property	4	1	0	0
Counterfeiting/Forgery	0	0	0	0
Fraud Offenses	0	0	0	0
Embezzlement	0	0	0	0
Extortion/Blackmail	0	0	0	0
Bribery	0	0	0	0
Stolen Property Offenses	0	0	0	0
Drug/Narcotic Violations	3	3	3	0
Drug Equipment Violations	1	1	0	0
Gambling Offenses	0	0	0	0
Pornography/Obscene Material	0	0	0	0
Prostitution Offenses	0	0	0	0
Weapons Law Violations	0	0	0	0
Animal Cruelty	0	0	0	0
Total Group "A"	11	7	4	0

Group "B" Arrests	Arrests	
	Adult	Juvenile
Bad Checks	0	0
Curfew/Loitering/Vagrancy Violations	0	0
Disorderly Conduct	0	0
DUI	1	0
Drunkenness	0	0
Family Offenses, Nonviolent	0	0
Liquor Law Violations	0	0
Peeping Tom	0	0
Trespass of Real Property	0	0
All Other Offenses	1	0
Total Group "B"	2	0

Agency 2021 Crime Report

ST. ANTHONY Police Department

Population: 3,601
County: Fremont

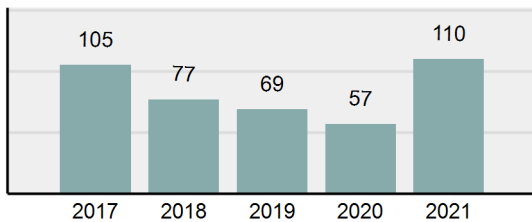
Offense Overview

- Offense Total 110
- % change from 2020 **92.98%**
- # of cleared offenses 66
- Percent Cleared 60%
- Group "A" Crime Rate per 100,000 population 3,054.71
- Summary based reporting crime rate per 100,000 populated is calculated for other state crime comparisons only. 777.56

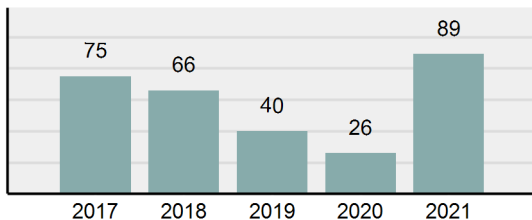
Arrest Overview

- Arrest Total 89
- % change from 2020 **242.31%**
- Adult Arrest total 77
- Juvenile Arrest total 12
- Arrest Rate per 100,000 population 2,471.54

Total Offenses - 5 year trend



Total Arrests - 5 year trend



Group "A" Offenses	Offenses		Arrests	
	# Reported	# Cleared	Adult	Juvenile
Murder	0	0	0	0
Negligent Manslaughter	0	0	0	0
Rape	0	0	0	0
Sodomy	0	0	0	0
Sexual Assault w/Obj	0	0	0	0
Fondling	0	0	0	0
Aggravated Assault	2	2	1	0
Simple Assault	14	5	2	0
Intimidation	0	0	0	0
Kidnapping	0	0	0	0
Incest	0	0	0	0
Statutory Rape	0	0	0	0
Human Trafficking, Commercial Sex Acts	0	0	0	0
Human Trafficking, Involuntary Servitude	0	0	0	0
Robbery	0	0	0	0
Burglary/Breaking and Entering	3	0	0	0
Larceny/Theft Offenses	22	7	7	0
Motor Vehicle Theft	1	0	0	0
Arson	0	0	0	0
Destruction Of Property	17	8	10	5
Counterfeiting/Forgery	2	1	1	0
Fraud Offenses	4	0	0	0
Embezzlement	0	0	0	0
Extortion/Blackmail	0	0	0	0
Bribery	0	0	0	0
Stolen Property Offenses	0	0	0	0
Drug/Narcotic Violations	25	25	20	5
Drug Equipment Violations	19	17	7	1
Gambling Offenses	0	0	0	0
Pornography/Obscene Material	0	0	0	0
Prostitution Offenses	0	0	0	0
Weapons Law Violations	1	1	1	0
Animal Cruelty	0	0	0	0
Total Group "A"	110	66	49	11

Group "B" Arrests	Arrests	
	Adult	Juvenile
Bad Checks	0	0
Curfew/Loitering/Vagrancy Violations	0	0
Disorderly Conduct	0	0
DUI	13	0
Drunkenness	1	0
Family Offenses, Nonviolent	2	0
Liquor Law Violations	0	1
Peeping Tom	0	0
Trespass of Real Property	1	0
All Other Offenses	11	0
Total Group "B"	28	1

Agency 2021 Crime Report

FREMONT County Sheriff's Office

Population: 8,906
County: Fremont

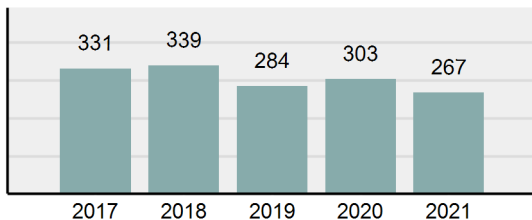
Offense Overview

- Offense Total 267
- % change from 2020 -11.88%
- # of cleared offenses 175
- Percent Cleared 65.54%
- Group "A" Crime Rate per 100,000 population 2,997.98
- Summary based reporting crime rate per 100,000 populated is calculated for other state crime comparisons only. 696.16

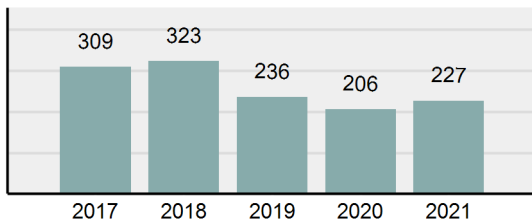
Arrest Overview

- Arrest Total 227
- % change from 2020 10.19%
- Adult Arrest total 191
- Juvenile Arrest total 36
- Arrest Rate per 100,000 population 2,548.84

Total Offenses - 5 year trend



Total Arrests - 5 year trend



Group "A" Offenses	Offenses		Arrests	
	# Reported	# Cleared	Adult	Juvenile
Murder	1	1	1	0
Negligent Manslaughter	1	1	1	0
Rape	2	1	0	0
Sodomy	0	0	0	0
Sexual Assault w/Obj	1	1	1	0
Fondling	8	8	1	2
Aggravated Assault	10	9	5	3
Simple Assault	39	27	15	4
Intimidation	1	1	0	0
Kidnapping	0	0	0	0
Incest	0	0	0	0
Statutory Rape	0	0	0	0
Human Trafficking, Commercial Sex Acts	0	0	0	0
Human Trafficking, Involuntary Servitude	0	0	0	0
Robbery	0	0	0	0
Burglary/Breaking and Entering	5	2	1	0
Larceny/Theft Offenses	37	16	8	3
Motor Vehicle Theft	5	3	1	0
Arson	2	2	1	0
Destruction Of Property	23	2	0	0
Counterfeiting/Forgery	3	1	1	0
Fraud Offenses	15	3	0	0
Embezzlement	0	0	0	0
Extortion/Blackmail	0	0	0	0
Bribery	0	0	0	0
Stolen Property Offenses	0	0	0	0
Drug/Narcotic Violations	57	48	44	3
Drug Equipment Violations	53	45	9	0
Gambling Offenses	0	0	0	0
Pornography/Obscene Material	1	1	0	1
Prostitution Offenses	0	0	0	0
Weapons Law Violations	2	2	1	1
Animal Cruelty	1	1	0	0
Total Group "A"	267	175	90	17

Group "B" Arrests	Arrests	
	Adult	Juvenile
Bad Checks	0	0
Curfew/Loitering/Vagrancy Violations	0	0
Disorderly Conduct	0	0
DUI	42	0
Drunkenness	0	0
Family Offenses, Nonviolent	3	0
Liquor Law Violations	3	3
Peeping Tom	0	0
Trespass of Real Property	2	0
All Other Offenses	51	16
Total Group "B"	101	19

Agency 2021 Crime Report



Fremont County Total

Population: 13,541
County: Fremont

Offense Overview

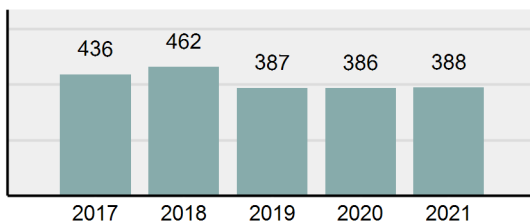
- Offense Total 388
- % change from 2020 **0.52%**
- # of cleared offenses 248
- Percent Cleared 63.92%
- Group "A" Crime Rate per 100,000 population 2,865.37
- Summary based reporting crime rate per 100,000 populated is calculated for other state crime comparisons only. 672.03

Arrest Overview

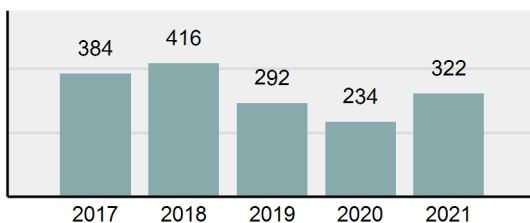
- Arrest Total 322
- % change from 2020 **37.61%**
- Adult Arrest total 274
- Juvenile Arrest total 48
- Arrest Rate per 100,000 population 2,377.96

Group "A" Offenses	Offenses		Arrests	
	# Reported	# Cleared	Adult	Juvenile
Murder	1	1	1	0
Negligent Manslaughter	1	1	1	0
Rape	2	1	0	0
Sodomy	0	0	0	0
Sexual Assault w/Obj	1	1	1	0
Fondling	8	8	1	2
Aggravated Assault	12	11	6	3
Simple Assault	55	34	18	4
Intimidation	1	1	0	0
Kidnapping	0	0	0	0
Incest	0	0	0	0
Statutory Rape	0	0	0	0
Human Trafficking, Commercial Sex Acts	0	0	0	0
Human Trafficking, Involuntary Servitude	0	0	0	0
Robbery	0	0	0	0
Burglary/Breaking and Entering	8	2	1	0
Larceny/Theft Offenses	60	23	15	3
Motor Vehicle Theft	6	3	1	0
Arson	2	2	1	0
Destruction Of Property	44	11	10	5
Counterfeiting/Forgery	5	2	2	0
Fraud Offenses	19	3	0	0
Embezzlement	0	0	0	0
Extortion/Blackmail	0	0	0	0
Bribery	0	0	0	0
Stolen Property Offenses	0	0	0	0
Drug/Narcotic Violations	85	76	67	8
Drug Equipment Violations	73	63	16	1
Gambling Offenses	0	0	0	0
Pornography/Obscene Material	1	1	0	1
Prostitution Offenses	0	0	0	0
Weapons Law Violations	3	3	2	1
Animal Cruelty	1	1	0	0
Total Group "A"	388	248	143	28

Total Offenses - 5 year trend



Total Arrests - 5 year trend



Group "B" Arrests	Arrests	
	Adult	Juvenile
Bad Checks	0	0
Curfew/Loitering/Vagrancy Violations	0	0
Disorderly Conduct	0	0
DUI	56	0
Drunkenness	1	0
Family Offenses, Nonviolent	5	0
Liquor Law Violations	3	4
Peeping Tom	0	0
Trespass of Real Property	3	0
All Other Offenses	63	16
Total Group "B"	131	20