

Agency 2021 Crime Report

GOODING Police Department

Population: 3,537
County: Gooding

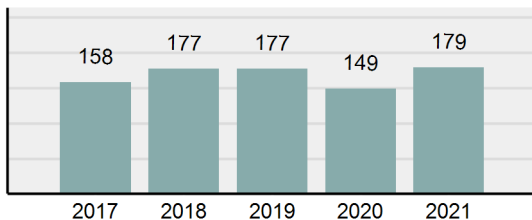
Offense Overview

- Offense Total 179
- % change from 2020 **20.13%**
- # of cleared offenses 97
- Percent Cleared 54.19%
- Group "A" Crime Rate per 100,000 population 5,060.79
- Summary based reporting crime rate per 100,000 populated is calculated for other state crime comparisons only. 1,159.17

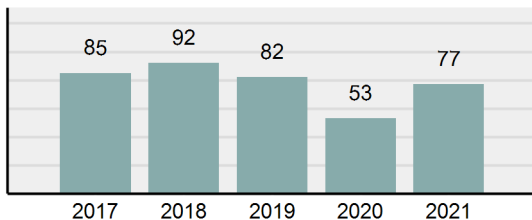
Arrest Overview

- Arrest Total 77
- % change from 2020 **45.28%**
- Adult Arrest total 75
- Juvenile Arrest total 2
- Arrest Rate per 100,000 population 2,176.99

Total Offenses - 5 year trend



Total Arrests - 5 year trend



Group "A" Offenses	Offenses		Arrests	
	# Reported	# Cleared	Adult	Juvenile
Murder	0	0	0	0
Negligent Manslaughter	0	0	0	0
Rape	1	1	0	0
Sodomy	1	0	0	0
Sexual Assault w/Obj	0	0	0	0
Fondling	19	7	2	1
Aggravated Assault	14	11	6	0
Simple Assault	46	34	13	0
Intimidation	10	7	1	0
Kidnapping	1	0	0	0
Incest	0	0	0	0
Statutory Rape	0	0	0	0
Human Trafficking, Commercial Sex Acts	0	0	0	0
Human Trafficking, Involuntary Servitude	0	0	0	0
Robbery	0	0	0	0
Burglary/Breaking and Entering	5	1	0	0
Larceny/Theft Offenses	17	2	2	0
Motor Vehicle Theft	4	2	0	0
Arson	0	0	0	0
Destruction Of Property	21	5	0	0
Counterfeiting/Forgery	1	0	0	0
Fraud Offenses	11	2	0	0
Embezzlement	0	0	0	0
Extortion/Blackmail	0	0	0	0
Bribery	0	0	0	0
Stolen Property Offenses	0	0	0	0
Drug/Narcotic Violations	14	13	10	0
Drug Equipment Violations	13	11	1	0
Gambling Offenses	0	0	0	0
Pornography/Obscene Material	0	0	0	0
Prostitution Offenses	0	0	0	0
Weapons Law Violations	1	1	0	0
Animal Cruelty	0	0	0	0
Total Group "A"	179	97	35	1

Group "B" Arrests	Arrests	
	Adult	Juvenile
Bad Checks	0	0
Curfew/Loitering/Vagrancy Violations	0	0
Disorderly Conduct	4	0
DUI	16	0
Drunkenness	0	0
Family Offenses, Nonviolent	0	0
Liquor Law Violations	1	0
Peeping Tom	0	0
Trespass of Real Property	1	0
All Other Offenses	18	1
Total Group "B"	40	1

Agency 2021 Crime Report

HAGERMAN Police Department

Population: 932

County: Gooding

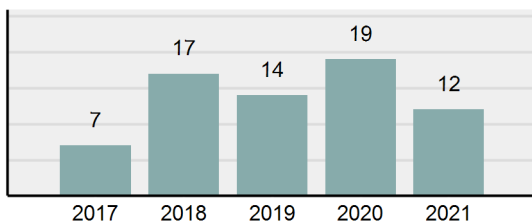
Offense Overview

- Offense Total 12
- % change from 2020 **-36.84%**
- # of cleared offenses 2
- Percent Cleared 16.67%
- Group "A" Crime Rate per 100,000 population 1,287.55
- Summary based reporting crime rate per 100,000 populated is calculated for other state crime comparisons only. 321.89

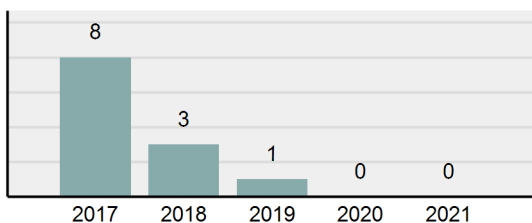
Arrest Overview

- Arrest Total 0
- % change from 2020 **0**
- Adult Arrest total 0
- Juvenile Arrest total 0
- Arrest Rate per 100,000 population 0.00

Total Offenses - 5 year trend



Total Arrests - 5 year trend



Group "A" Offenses	Offenses		Arrests	
	# Reported	# Cleared	Adult	Juvenile
Murder	0	0	0	0
Negligent Manslaughter	0	0	0	0
Rape	0	0	0	0
Sodomy	0	0	0	0
Sexual Assault w/Obj	0	0	0	0
Fondling	0	0	0	0
Aggravated Assault	0	0	0	0
Simple Assault	1	1	0	0
Intimidation	0	0	0	0
Kidnapping	0	0	0	0
Incest	0	0	0	0
Statutory Rape	0	0	0	0
Human Trafficking, Commercial Sex Acts	0	0	0	0
Human Trafficking, Involuntary Servitude	0	0	0	0
Robbery	0	0	0	0
Burglary/Breaking and Entering	1	0	0	0
Larceny/Theft Offenses	1	0	0	0
Motor Vehicle Theft	1	0	0	0
Arson	0	0	0	0
Destruction Of Property	2	1	0	0
Counterfeiting/Forgery	0	0	0	0
Fraud Offenses	0	0	0	0
Embezzlement	0	0	0	0
Extortion/Blackmail	0	0	0	0
Bribery	0	0	0	0
Stolen Property Offenses	0	0	0	0
Drug/Narcotic Violations	4	0	0	0
Drug Equipment Violations	2	0	0	0
Gambling Offenses	0	0	0	0
Pornography/Obscene Material	0	0	0	0
Prostitution Offenses	0	0	0	0
Weapons Law Violations	0	0	0	0
Animal Cruelty	0	0	0	0
Total Group "A"	12	2	0	0

Group "B" Arrests	Arrests	
	Adult	Juvenile
Bad Checks	0	0
Curfew/Loitering/Vagrancy Violations	0	0
Disorderly Conduct	0	0
DUI	0	0
Drunkenness	0	0
Family Offenses, Nonviolent	0	0
Liquor Law Violations	0	0
Peeping Tom	0	0
Trespass of Real Property	0	0
All Other Offenses	0	0
Total Group "B"	0	0

Agency 2021 Crime Report

WENDELL Police Department

Population: 2,795
County: Gooding

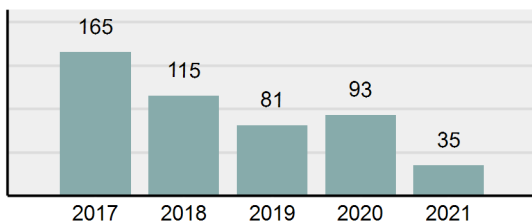
Offense Overview

- Offense Total 35
- % change from 2020 -62.37%
- # of cleared offenses 11
- Percent Cleared 31.43%
- Group "A" Crime Rate per 100,000 population 1,252.24
- Summary based reporting crime rate per 100,000 populated is calculated for other state crime comparisons only. 536.67

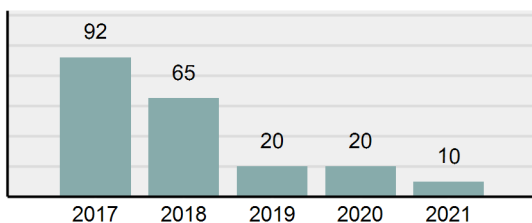
Arrest Overview

- Arrest Total 10
- % change from 2020 -50%
- Adult Arrest total 10
- Juvenile Arrest total 0
- Arrest Rate per 100,000 population 357.78

Total Offenses - 5 year trend



Total Arrests - 5 year trend



Group "A" Offenses	Offenses		Arrests	
	# Reported	# Cleared	Adult	Juvenile
Murder	0	0	0	0
Negligent Manslaughter	0	0	0	0
Rape	1	0	0	0
Sodomy	0	0	0	0
Sexual Assault w/Obj	1	0	0	0
Fondling	1	0	0	0
Aggravated Assault	2	1	0	0
Simple Assault	4	1	1	0
Intimidation	0	0	0	0
Kidnapping	0	0	0	0
Incest	0	0	0	0
Statutory Rape	0	0	0	0
Human Trafficking, Commercial Sex Acts	0	0	0	0
Human Trafficking, Involuntary Servitude	0	0	0	0
Robbery	0	0	0	0
Burglary/Breaking and Entering	3	0	0	0
Larceny/Theft Offenses	8	2	1	0
Motor Vehicle Theft	1	0	0	0
Arson	0	0	0	0
Destruction Of Property	3	0	0	0
Counterfeiting/Forgery	0	0	0	0
Fraud Offenses	1	0	0	0
Embezzlement	0	0	0	0
Extortion/Blackmail	0	0	0	0
Bribery	0	0	0	0
Stolen Property Offenses	0	0	0	0
Drug/Narcotic Violations	7	4	3	0
Drug Equipment Violations	3	3	1	0
Gambling Offenses	0	0	0	0
Pornography/Obscene Material	0	0	0	0
Prostitution Offenses	0	0	0	0
Weapons Law Violations	0	0	0	0
Animal Cruelty	0	0	0	0
Total Group "A"	35	11	6	0

Group "B" Arrests	Arrests	
	Adult	Juvenile
Bad Checks	0	0
Curfew/Loitering/Vagrancy Violations	0	0
Disorderly Conduct	0	0
DUI	2	0
Drunkenness	0	0
Family Offenses, Nonviolent	0	0
Liquor Law Violations	0	0
Peeping Tom	0	0
Trespass of Real Property	0	0
All Other Offenses	2	0
Total Group "B"	4	0

Agency 2021 Crime Report

GOODING County Sheriff's Office

Population: 8,752
County: Gooding

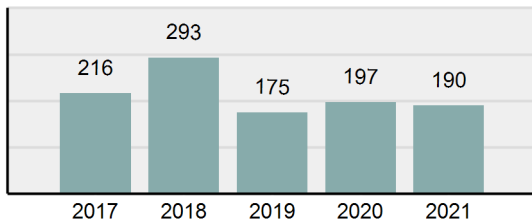
Offense Overview

- Offense Total 190
- % change from 2020 -3.55%
- # of cleared offenses 55
- Percent Cleared 28.95%
- Group "A" Crime Rate per 100,000 population 2,170.93
- Summary based reporting crime rate per 100,000 populated is calculated for other state crime comparisons only. 639.85

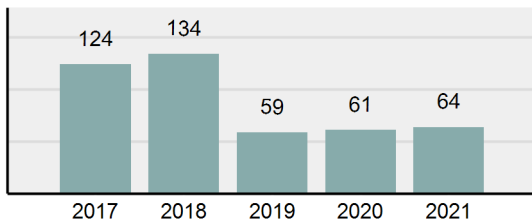
Arrest Overview

- Arrest Total 64
- % change from 2020 4.92%
- Adult Arrest total 61
- Juvenile Arrest total 3
- Arrest Rate per 100,000 population 731.26

Total Offenses - 5 year trend



Total Arrests - 5 year trend



Group "A" Offenses	Offenses		Arrests	
	# Reported	# Cleared	Adult	Juvenile
Murder	0	0	0	0
Negligent Manslaughter	0	0	0	0
Rape	1	0	0	0
Sodomy	0	0	0	0
Sexual Assault w/Obj	2	0	0	0
Fondling	3	0	0	0
Aggravated Assault	14	6	3	0
Simple Assault	30	4	1	0
Intimidation	1	0	0	0
Kidnapping	0	0	0	0
Incest	0	0	0	0
Statutory Rape	0	0	0	0
Human Trafficking, Commercial Sex Acts	0	0	0	0
Human Trafficking, Involuntary Servitude	0	0	0	0
Robbery	0	0	0	0
Burglary/Breaking and Entering	11	0	0	0
Larceny/Theft Offenses	22	4	4	0
Motor Vehicle Theft	7	0	0	0
Arson	1	0	0	0
Destruction Of Property	11	0	0	0
Counterfeiting/Forgery	0	0	0	0
Fraud Offenses	7	0	0	0
Embezzlement	0	0	0	0
Extortion/Blackmail	0	0	0	0
Bribery	0	0	0	0
Stolen Property Offenses	1	1	1	0
Drug/Narcotic Violations	43	22	21	1
Drug Equipment Violations	35	18	3	0
Gambling Offenses	0	0	0	0
Pornography/Obscene Material	0	0	0	0
Prostitution Offenses	0	0	0	0
Weapons Law Violations	1	0	0	0
Animal Cruelty	0	0	0	0
Total Group "A"	190	55	33	1

Group "B" Arrests	Arrests	
	Adult	Juvenile
Bad Checks	0	0
Curfew/Loitering/Vagrancy Violations	0	0
Disorderly Conduct	1	0
DUI	7	0
Drunkenness	0	0
Family Offenses, Nonviolent	0	0
Liquor Law Violations	0	0
Peeping Tom	0	0
Trespass of Real Property	1	0
All Other Offenses	19	2
Total Group "B"	28	2

Agency 2021 Crime Report

Gooding County Total

Population: 16,016
County: Gooding

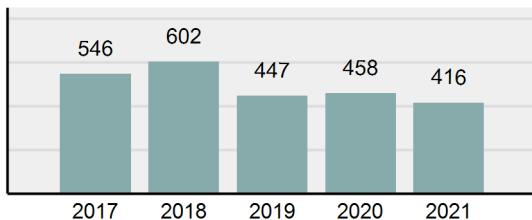
Offense Overview

- Offense Total 416
- % change from 2020 -9.17%
- # of cleared offenses 165
- Percent Cleared 39.66%
- Group "A" Crime Rate per 100,000 population 2,597.40
- Summary based reporting crime rate per 100,000 populated is calculated for other state crime comparisons only. 718.03

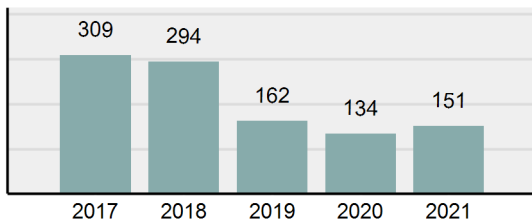
Arrest Overview

- Arrest Total 151
- % change from 2020 12.69%
- Adult Arrest total 146
- Juvenile Arrest total 5
- Arrest Rate per 100,000 population 942.81

Total Offenses - 5 year trend



Total Arrests - 5 year trend



Group "A" Offenses	Offenses		Arrests	
	# Reported	# Cleared	Adult	Juvenile
Murder	0	0	0	0
Negligent Manslaughter	0	0	0	0
Rape	3	1	0	0
Sodomy	1	0	0	0
Sexual Assault w/Obj	3	0	0	0
Fondling	23	7	2	1
Aggravated Assault	30	18	9	0
Simple Assault	81	40	15	0
Intimidation	11	7	1	0
Kidnapping	1	0	0	0
Incest	0	0	0	0
Statutory Rape	0	0	0	0
Human Trafficking, Commercial Sex Acts	0	0	0	0
Human Trafficking, Involuntary Servitude	0	0	0	0
Robbery	0	0	0	0
Burglary/Breaking and Entering	20	1	0	0
Larceny/Theft Offenses	48	8	7	0
Motor Vehicle Theft	13	2	0	0
Arson	1	0	0	0
Destruction Of Property	37	6	0	0
Counterfeiting/Forgery	1	0	0	0
Fraud Offenses	19	2	0	0
Embezzlement	0	0	0	0
Extortion/Blackmail	0	0	0	0
Bribery	0	0	0	0
Stolen Property Offenses	1	1	1	0
Drug/Narcotic Violations	68	39	34	1
Drug Equipment Violations	53	32	5	0
Gambling Offenses	0	0	0	0
Pornography/Obscene Material	0	0	0	0
Prostitution Offenses	0	0	0	0
Weapons Law Violations	2	1	0	0
Animal Cruelty	0	0	0	0
Total Group "A"	416	165	74	2

Group "B" Arrests	Arrests	
	Adult	Juvenile
Bad Checks	0	0
Curfew/Loitering/Vagrancy Violations	0	0
Disorderly Conduct	5	0
DUI	25	0
Drunkenness	0	0
Family Offenses, Nonviolent	0	0
Liquor Law Violations	1	0
Peeping Tom	0	0
Trespass of Real Property	2	0
All Other Offenses	39	3
Total Group "B"	72	3