

Agency 2021 Crime Report

MOSCOW Police Department

Population: 26,368
County: Latah

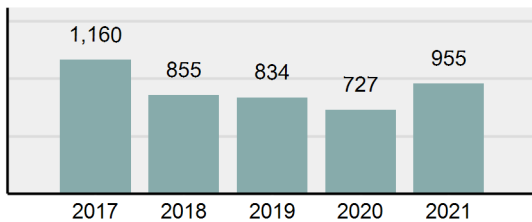
Offense Overview

- Offense Total 955
- % change from 2020 **31.36%**
- # of cleared offenses 254
- Percent Cleared 26.6%
- Group "A" Crime Rate per 100,000 population 3,621.81
- Summary based reporting crime rate per 100,000 populated is calculated for other state crime comparisons only. 1,695.24

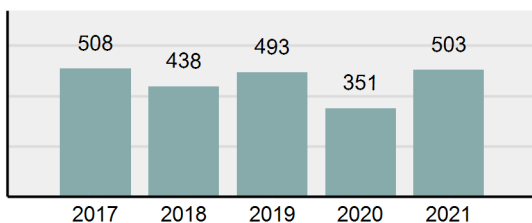
Arrest Overview

- Arrest Total 503
- % change from 2020 **43.3%**
- Adult Arrest total 499
- Juvenile Arrest total 4
- Arrest Rate per 100,000 population 1,907.62

Total Offenses - 5 year trend



Total Arrests - 5 year trend



Group "A" Offenses	Offenses		Arrests	
	# Reported	# Cleared	Adult	Juvenile
Murder	0	0	0	0
Negligent Manslaughter	0	0	0	0
Rape	0	0	0	0
Sodomy	0	0	0	0
Sexual Assault w/Obj	0	0	0	0
Fondling	0	0	0	0
Aggravated Assault	10	5	3	0
Simple Assault	95	55	51	0
Intimidation	2	2	1	0
Kidnapping	3	0	0	0
Incest	0	0	0	0
Statutory Rape	0	0	0	0
Human Trafficking, Commercial Sex Acts	0	0	0	0
Human Trafficking, Involuntary Servitude	0	0	0	0
Robbery	0	0	0	0
Burglary/Breaking and Entering	78	10	17	0
Larceny/Theft Offenses	343	31	28	0
Motor Vehicle Theft	13	1	1	0
Arson	3	0	0	0
Destruction Of Property	139	16	11	0
Counterfeiting/Forgery	6	0	0	0
Fraud Offenses	79	0	0	0
Embezzlement	0	0	0	0
Extortion/Blackmail	5	0	0	0
Bribery	0	0	0	0
Stolen Property Offenses	1	1	0	0
Drug/Narcotic Violations	91	67	69	0
Drug Equipment Violations	76	58	21	0
Gambling Offenses	0	0	0	0
Pornography/Obscene Material	0	0	0	0
Prostitution Offenses	0	0	0	0
Weapons Law Violations	11	8	6	0
Animal Cruelty	0	0	0	0
Total Group "A"	955	254	208	0

Group "B" Arrests	Arrests	
	Adult	Juvenile
Bad Checks	0	0
Curfew/Loitering/Vagrancy Violations	0	0
Disorderly Conduct	10	0
DUI	56	1
Drunkenness	0	0
Family Offenses, Nonviolent	0	0
Liquor Law Violations	126	3
Peeping Tom	0	0
Trespass of Real Property	9	0
All Other Offenses	90	0
Total Group "B"	291	4

Agency 2021 Crime Report

LATAH County Sheriff's Office

Population: 15,849
County: Latah

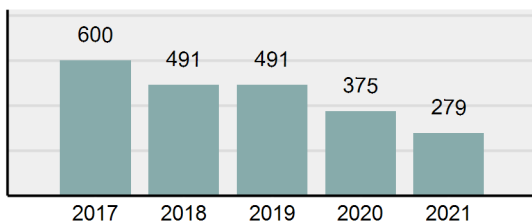
Offense Overview

- Offense Total 279
- % change from 2020 -25.6%
- # of cleared offenses 115
- Percent Cleared 41.22%
- Group "A" Crime Rate per 100,000 population 1,760.36
- Summary based reporting crime rate per 100,000 populated is calculated for other state crime comparisons only. 574.17

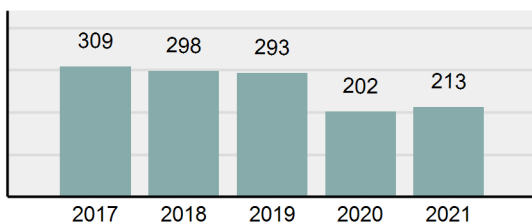
Arrest Overview

- Arrest Total 213
- % change from 2020 5.45%
- Adult Arrest total 211
- Juvenile Arrest total 2
- Arrest Rate per 100,000 population 1,343.93

Total Offenses - 5 year trend



Total Arrests - 5 year trend



Group "A" Offenses	Offenses		Arrests	
	# Reported	# Cleared	Adult	Juvenile
Murder	0	0	0	0
Negligent Manslaughter	0	0	0	0
Rape	4	3	0	0
Sodomy	0	0	0	0
Sexual Assault w/Obj	0	0	0	0
Fondling	8	2	1	0
Aggravated Assault	16	12	6	0
Simple Assault	54	33	12	0
Intimidation	4	0	0	0
Kidnapping	2	2	0	0
Incest	0	0	0	0
Statutory Rape	0	0	0	0
Human Trafficking, Commercial Sex Acts	0	0	0	0
Human Trafficking, Involuntary Servitude	0	0	0	0
Robbery	0	0	0	0
Burglary/Breaking and Entering	18	3	2	0
Larceny/Theft Offenses	47	2	1	0
Motor Vehicle Theft	6	4	1	1
Arson	0	0	0	0
Destruction Of Property	14	3	1	0
Counterfeiting/Forgery	3	0	0	0
Fraud Offenses	33	1	2	0
Embezzlement	0	0	0	0
Extortion/Blackmail	0	0	0	0
Bribery	0	0	0	0
Stolen Property Offenses	2	0	0	0
Drug/Narcotic Violations	30	23	22	0
Drug Equipment Violations	30	22	2	0
Gambling Offenses	0	0	0	0
Pornography/Obscene Material	3	1	0	0
Prostitution Offenses	0	0	0	0
Weapons Law Violations	5	4	1	0
Animal Cruelty	0	0	0	0
Total Group "A"	279	115	51	1

Group "B" Arrests	Arrests	
	Adult	Juvenile
Bad Checks	0	0
Curfew/Loitering/Vagrancy Violations	0	0
Disorderly Conduct	0	0
DUI	49	0
Drunkenness	0	0
Family Offenses, Nonviolent	0	0
Liquor Law Violations	2	0
Peeping Tom	0	0
Trespass of Real Property	2	0
All Other Offenses	107	1
Total Group "B"	160	1

Agency 2021 Crime Report



Latah County Total

Population: 42,217
County: Latah

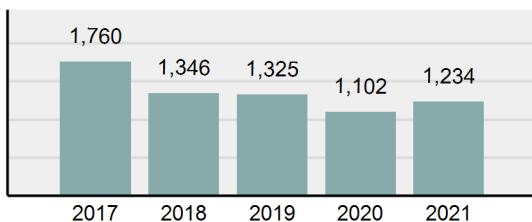
Offense Overview

- Offense Total 1,234
- % change from 2020 **11.98%**
- # of cleared offenses 369
- Percent Cleared 29.9%
- Group "A" Crime Rate per 100,000 population 2,922.99
- Summary based reporting crime rate per 100,000 populated is calculated for other state crime comparisons only. 1,274.37

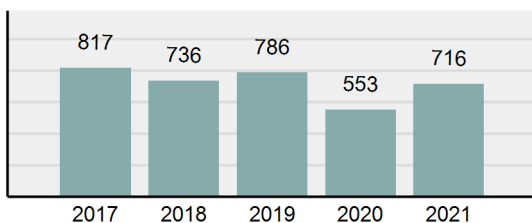
Arrest Overview

- Arrest Total 716
- % change from 2020 **29.48%**
- Adult Arrest total 710
- Juvenile Arrest total 6
- Arrest Rate per 100,000 population 1,696.00

Total Offenses - 5 year trend



Total Arrests - 5 year trend



Group "A" Offenses	Offenses		Arrests	
	# Reported	# Cleared	Adult	Juvenile
Murder	0	0	0	0
Negligent Manslaughter	0	0	0	0
Rape	4	3	0	0
Sodomy	0	0	0	0
Sexual Assault w/Obj	0	0	0	0
Fondling	8	2	1	0
Aggravated Assault	26	17	9	0
Simple Assault	149	88	63	0
Intimidation	6	2	1	0
Kidnapping	5	2	0	0
Incest	0	0	0	0
Statutory Rape	0	0	0	0
Human Trafficking, Commercial Sex Acts	0	0	0	0
Human Trafficking, Involuntary Servitude	0	0	0	0
Robbery	0	0	0	0
Burglary/Breaking and Entering	96	13	19	0
Larceny/Theft Offenses	390	33	29	0
Motor Vehicle Theft	19	5	2	1
Arson	3	0	0	0
Destruction Of Property	153	19	12	0
Counterfeiting/Forgery	9	0	0	0
Fraud Offenses	112	1	2	0
Embezzlement	0	0	0	0
Extortion/Blackmail	5	0	0	0
Bribery	0	0	0	0
Stolen Property Offenses	3	1	0	0
Drug/Narcotic Violations	121	90	91	0
Drug Equipment Violations	106	80	23	0
Gambling Offenses	0	0	0	0
Pornography/Obscene Material	3	1	0	0
Prostitution Offenses	0	0	0	0
Weapons Law Violations	16	12	7	0
Animal Cruelty	0	0	0	0
Total Group "A"	1,234	369	259	1

Group "B" Arrests	Arrests	
	Adult	Juvenile
Bad Checks	0	0
Curfew/Loitering/Vagrancy Violations	0	0
Disorderly Conduct	10	0
DUI	105	1
Drunkenness	0	0
Family Offenses, Nonviolent	0	0
Liquor Law Violations	128	3
Peeping Tom	0	0
Trespass of Real Property	11	0
All Other Offenses	197	1
Total Group "B"	451	5