

Agency 2021 Crime Report

SALMON Police Department

Population: 3,185
County: Lemhi

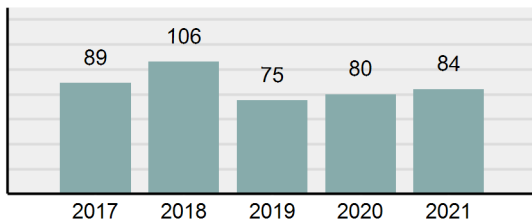
Offense Overview

- Offense Total 84
- % change from 2020 5%
- # of cleared offenses 36
- Percent Cleared 42.86%
- Group "A" Crime Rate per 100,000 population 2,637.36
- Summary based reporting crime rate per 100,000 populated is calculated for other state crime comparisons only. 1,067.50

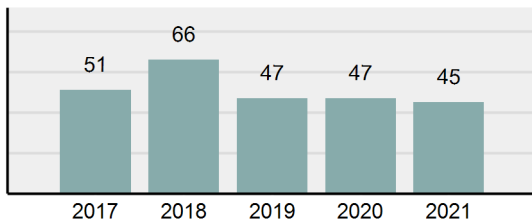
Arrest Overview

- Arrest Total 45
- % change from 2020 -4.26%
- Adult Arrest total 44
- Juvenile Arrest total 1
- Arrest Rate per 100,000 population 1,412.87

Total Offenses - 5 year trend



Total Arrests - 5 year trend



Group "A" Offenses	Offenses		Arrests	
	# Reported	# Cleared	Adult	Juvenile
Murder	0	0	0	0
Negligent Manslaughter	0	0	0	0
Rape	0	0	0	0
Sodomy	0	0	0	0
Sexual Assault w/Obj	0	0	0	0
Fondling	2	0	0	0
Aggravated Assault	18	7	8	0
Simple Assault	4	1	1	0
Intimidation	8	1	1	0
Kidnapping	1	0	0	0
Incest	0	0	0	0
Statutory Rape	0	0	0	0
Human Trafficking, Commercial Sex Acts	0	0	0	0
Human Trafficking, Involuntary Servitude	0	0	0	0
Robbery	0	0	0	0
Burglary/Breaking and Entering	2	0	0	0
Larceny/Theft Offenses	14	2	2	0
Motor Vehicle Theft	0	0	0	0
Arson	0	0	0	0
Destruction Of Property	9	3	2	0
Counterfeiting/Forgery	0	0	0	0
Fraud Offenses	3	0	0	0
Embezzlement	0	0	0	0
Extortion/Blackmail	0	0	0	0
Bribery	0	0	0	0
Stolen Property Offenses	0	0	0	0
Drug/Narcotic Violations	14	13	13	1
Drug Equipment Violations	9	9	3	0
Gambling Offenses	0	0	0	0
Pornography/Obscene Material	0	0	0	0
Prostitution Offenses	0	0	0	0
Weapons Law Violations	0	0	0	0
Animal Cruelty	0	0	0	0
Total Group "A"	84	36	30	1

Group "B" Arrests	Arrests	
	Adult	Juvenile
Bad Checks	0	0
Curfew/Loitering/Vagrancy Violations	0	0
Disorderly Conduct	2	0
DUI	9	0
Drunkenness	0	0
Family Offenses, Nonviolent	1	0
Liquor Law Violations	0	0
Peeping Tom	0	0
Trespass of Real Property	0	0
All Other Offenses	2	0
Total Group "B"	14	0

Agency 2021 Crime Report

LEMHI County Sheriff's Office

Population: 5,078
County: Lemhi

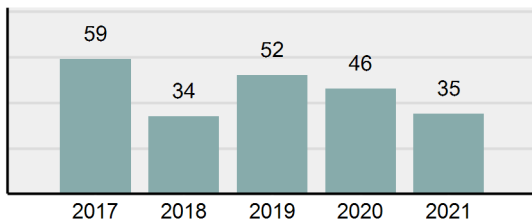
Offense Overview

- Offense Total 35
- % change from 2020 -23.91%
- # of cleared offenses 16
- Percent Cleared 45.71%
- Group "A" Crime Rate per 100,000 population 689.25
- Summary based reporting crime rate per 100,000 populated is calculated for other state crime comparisons only. 216.62

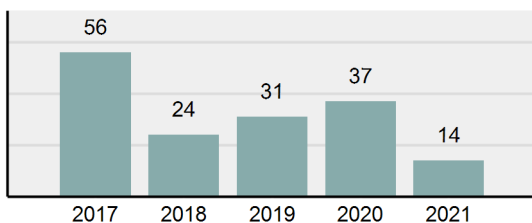
Arrest Overview

- Arrest Total 14
- % change from 2020 -62.16%
- Adult Arrest total 14
- Juvenile Arrest total 0
- Arrest Rate per 100,000 population 275.70

Total Offenses - 5 year trend



Total Arrests - 5 year trend



Group "A" Offenses	Offenses		Arrests	
	# Reported	# Cleared	Adult	Juvenile
Murder	0	0	0	0
Negligent Manslaughter	0	0	0	0
Rape	1	0	0	0
Sodomy	0	0	0	0
Sexual Assault w/Obj	0	0	0	0
Fondling	0	0	0	0
Aggravated Assault	3	3	3	0
Simple Assault	0	0	0	0
Intimidation	1	0	0	0
Kidnapping	0	0	0	0
Incest	0	0	0	0
Statutory Rape	0	0	0	0
Human Trafficking, Commercial Sex Acts	0	0	0	0
Human Trafficking, Involuntary Servitude	0	0	0	0
Robbery	1	0	0	0
Burglary/Breaking and Entering	1	0	0	0
Larceny/Theft Offenses	5	0	0	0
Motor Vehicle Theft	0	0	0	0
Arson	0	0	0	0
Destruction Of Property	2	0	0	0
Counterfeiting/Forgery	0	0	0	0
Fraud Offenses	0	0	0	0
Embezzlement	0	0	0	0
Extortion/Blackmail	0	0	0	0
Bribery	0	0	0	0
Stolen Property Offenses	1	0	0	0
Drug/Narcotic Violations	10	7	6	0
Drug Equipment Violations	10	6	0	0
Gambling Offenses	0	0	0	0
Pornography/Obscene Material	0	0	0	0
Prostitution Offenses	0	0	0	0
Weapons Law Violations	0	0	0	0
Animal Cruelty	0	0	0	0
Total Group "A"	35	16	9	0

Group "B" Arrests	Arrests	
	Adult	Juvenile
Bad Checks	0	0
Curfew/Loitering/Vagrancy Violations	0	0
Disorderly Conduct	0	0
DUI	5	0
Drunkenness	0	0
Family Offenses, Nonviolent	0	0
Liquor Law Violations	0	0
Peeping Tom	0	0
Trespass of Real Property	0	0
All Other Offenses	0	0
Total Group "B"	5	0

Agency 2021 Crime Report



Lemhi County Total

Population: 8,263
County: Lemhi

Offense Overview

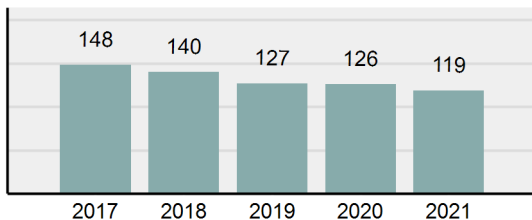
- Offense Total 119
- % change from 2020 **-5.56%**
- # of cleared offenses 52
- Percent Cleared 43.7%
- Group "A" Crime Rate per 100,000 population 1,440.15
- Summary based reporting crime rate per 100,000 populated is calculated for other state crime comparisons only. 544.60

Arrest Overview

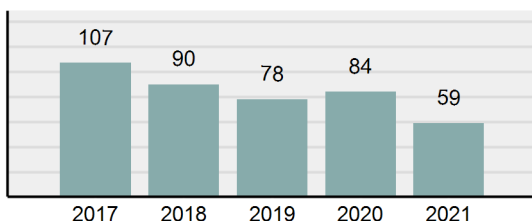
- Arrest Total 59
- % change from 2020 **-29.76%**
- Adult Arrest total 58
- Juvenile Arrest total 1
- Arrest Rate per 100,000 population 714.03

Group "A" Offenses	Offenses		Arrests	
	# Reported	# Cleared	Adult	Juvenile
Murder	0	0	0	0
Negligent Manslaughter	0	0	0	0
Rape	1	0	0	0
Sodomy	0	0	0	0
Sexual Assault w/Obj	0	0	0	0
Fondling	2	0	0	0
Aggravated Assault	21	10	11	0
Simple Assault	4	1	1	0
Intimidation	9	1	1	0
Kidnapping	1	0	0	0
Incest	0	0	0	0
Statutory Rape	0	0	0	0
Human Trafficking, Commercial Sex Acts	0	0	0	0
Human Trafficking, Involuntary Servitude	0	0	0	0
Robbery	1	0	0	0
Burglary/Breaking and Entering	3	0	0	0
Larceny/Theft Offenses	19	2	2	0
Motor Vehicle Theft	0	0	0	0
Arson	0	0	0	0
Destruction Of Property	11	3	2	0
Counterfeiting/Forgery	0	0	0	0
Fraud Offenses	3	0	0	0
Embezzlement	0	0	0	0
Extortion/Blackmail	0	0	0	0
Bribery	0	0	0	0
Stolen Property Offenses	1	0	0	0
Drug/Narcotic Violations	24	20	19	1
Drug Equipment Violations	19	15	3	0
Gambling Offenses	0	0	0	0
Pornography/Obscene Material	0	0	0	0
Prostitution Offenses	0	0	0	0
Weapons Law Violations	0	0	0	0
Animal Cruelty	0	0	0	0
Total Group "A"	119	52	39	1

Total Offenses - 5 year trend



Total Arrests - 5 year trend



Group "B" Arrests	Arrests	
	Adult	Juvenile
Bad Checks	0	0
Curfew/Loitering/Vagrancy Violations	0	0
Disorderly Conduct	2	0
DUI	14	0
Drunkenness	0	0
Family Offenses, Nonviolent	1	0
Liquor Law Violations	0	0
Peeping Tom	0	0
Trespass of Real Property	0	0
All Other Offenses	2	0
Total Group "B"	19	0