

Agency 2021 Crime Report

HEYBURN Police Department

Population: 3,496
County: Minidoka

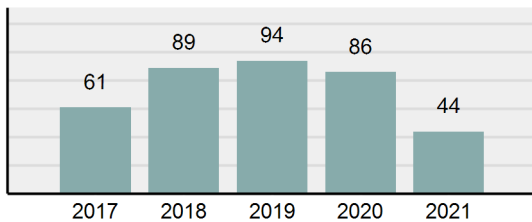
Offense Overview

- Offense Total 44
- % change from 2020 -48.84%
- # of cleared offenses 21
- Percent Cleared 47.73%
- Group "A" Crime Rate per 100,000 population 1,258.58
- Summary based reporting crime rate per 100,000 populated is calculated for other state crime comparisons only. 772.31

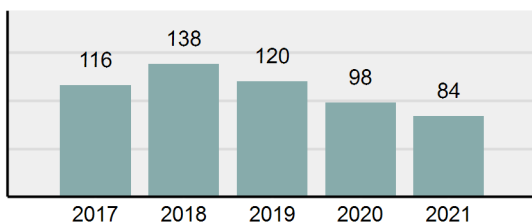
Arrest Overview

- Arrest Total 84
- % change from 2020 -14.29%
- Adult Arrest total 74
- Juvenile Arrest total 10
- Arrest Rate per 100,000 population 2,402.75

Total Offenses - 5 year trend



Total Arrests - 5 year trend



| Group "A" Offenses | Offenses | | Arrests | |
|--|------------|-----------|-----------|----------|
| | # Reported | # Cleared | Adult | Juvenile |
| Murder | 0 | 0 | 0 | 0 |
| Negligent Manslaughter | 0 | 0 | 0 | 0 |
| Rape | 0 | 0 | 0 | 0 |
| Sodomy | 0 | 0 | 0 | 0 |
| Sexual Assault w/Obj | 0 | 0 | 0 | 0 |
| Fondling | 0 | 0 | 0 | 0 |
| Aggravated Assault | 3 | 3 | 3 | 0 |
| Simple Assault | 9 | 7 | 6 | 1 |
| Intimidation | 0 | 0 | 0 | 0 |
| Kidnapping | 0 | 0 | 0 | 0 |
| Incest | 0 | 0 | 0 | 0 |
| Statutory Rape | 0 | 0 | 0 | 0 |
| Human Trafficking, Commercial Sex Acts | 0 | 0 | 0 | 0 |
| Human Trafficking, Involuntary Servitude | 0 | 0 | 0 | 0 |
| Robbery | 1 | 1 | 1 | 0 |
| Burglary/Breaking and Entering | 8 | 1 | 1 | 0 |
| Larceny/Theft Offenses | 14 | 2 | 2 | 0 |
| Motor Vehicle Theft | 0 | 0 | 0 | 0 |
| Arson | 1 | 0 | 0 | 0 |
| Destruction Of Property | 0 | 0 | 0 | 0 |
| Counterfeiting/Forgery | 1 | 0 | 0 | 0 |
| Fraud Offenses | 0 | 0 | 0 | 0 |
| Embezzlement | 0 | 0 | 0 | 0 |
| Extortion/Blackmail | 0 | 0 | 0 | 0 |
| Bribery | 0 | 0 | 0 | 0 |
| Stolen Property Offenses | 0 | 0 | 0 | 0 |
| Drug/Narcotic Violations | 5 | 5 | 5 | 0 |
| Drug Equipment Violations | 2 | 2 | 2 | 0 |
| Gambling Offenses | 0 | 0 | 0 | 0 |
| Pornography/Obscene Material | 0 | 0 | 0 | 0 |
| Prostitution Offenses | 0 | 0 | 0 | 0 |
| Weapons Law Violations | 0 | 0 | 0 | 0 |
| Animal Cruelty | 0 | 0 | 0 | 0 |
| Total Group "A" | 44 | 21 | 20 | 1 |

| Group "B" Arrests | Arrests | |
|--------------------------------------|-----------|----------|
| | Adult | Juvenile |
| Bad Checks | 0 | 0 |
| Curfew/Loitering/Vagrancy Violations | 0 | 0 |
| Disorderly Conduct | 2 | 0 |
| DUI | 12 | 0 |
| Drunkenness | 0 | 0 |
| Family Offenses, Nonviolent | 3 | 0 |
| Liquor Law Violations | 0 | 0 |
| Peeping Tom | 0 | 0 |
| Trespass of Real Property | 1 | 0 |
| All Other Offenses | 36 | 9 |
| Total Group "B" | 54 | 9 |

Agency 2021 Crime Report

RUPERT Police Department

Population: 5,981
County: Minidoka

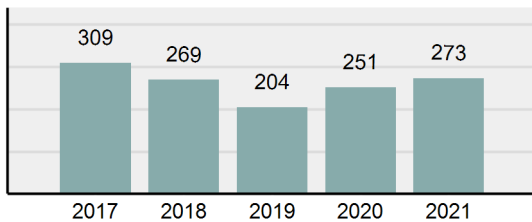
Offense Overview

- Offense Total 273
- % change from 2020 **8.76%**
- # of cleared offenses 131
- Percent Cleared 47.99%
- Group "A" Crime Rate per 100,000 population 4,564.45
- Summary based reporting crime rate per 100,000 populated is calculated for other state crime comparisons only. 1,337.57

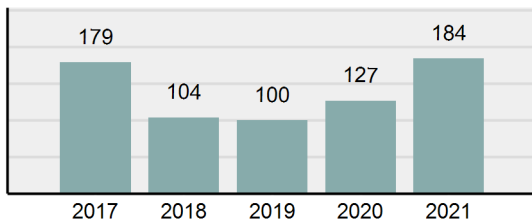
Arrest Overview

- Arrest Total 184
- % change from 2020 **44.88%**
- Adult Arrest total 151
- Juvenile Arrest total 33
- Arrest Rate per 100,000 population 3,076.41

Total Offenses - 5 year trend



Total Arrests - 5 year trend



| Group "A" Offenses | Offenses | | Arrests | |
|--|------------|------------|-----------|-----------|
| | # Reported | # Cleared | Adult | Juvenile |
| Murder | 0 | 0 | 0 | 0 |
| Negligent Manslaughter | 0 | 0 | 0 | 0 |
| Rape | 4 | 2 | 2 | 0 |
| Sodomy | 0 | 0 | 0 | 0 |
| Sexual Assault w/Obj | 0 | 0 | 0 | 0 |
| Fondling | 12 | 1 | 0 | 0 |
| Aggravated Assault | 12 | 5 | 3 | 1 |
| Simple Assault | 40 | 31 | 18 | 5 |
| Intimidation | 2 | 2 | 1 | 0 |
| Kidnapping | 0 | 0 | 0 | 0 |
| Incest | 1 | 0 | 0 | 0 |
| Statutory Rape | 0 | 0 | 0 | 0 |
| Human Trafficking, Commercial Sex Acts | 0 | 0 | 0 | 0 |
| Human Trafficking, Involuntary Servitude | 0 | 0 | 0 | 0 |
| Robbery | 0 | 0 | 0 | 0 |
| Burglary/Breaking and Entering | 18 | 5 | 4 | 1 |
| Larceny/Theft Offenses | 39 | 11 | 5 | 5 |
| Motor Vehicle Theft | 7 | 2 | 1 | 0 |
| Arson | 0 | 0 | 0 | 0 |
| Destruction Of Property | 49 | 8 | 2 | 0 |
| Counterfeiting/Forgery | 1 | 0 | 0 | 0 |
| Fraud Offenses | 12 | 1 | 1 | 0 |
| Embezzlement | 0 | 0 | 0 | 0 |
| Extortion/Blackmail | 0 | 0 | 0 | 0 |
| Bribery | 0 | 0 | 0 | 0 |
| Stolen Property Offenses | 0 | 0 | 0 | 0 |
| Drug/Narcotic Violations | 34 | 29 | 23 | 3 |
| Drug Equipment Violations | 30 | 26 | 3 | 2 |
| Gambling Offenses | 0 | 0 | 0 | 0 |
| Pornography/Obscene Material | 9 | 5 | 4 | 0 |
| Prostitution Offenses | 0 | 0 | 0 | 0 |
| Weapons Law Violations | 3 | 3 | 0 | 2 |
| Animal Cruelty | 0 | 0 | 0 | 0 |
| Total Group "A" | 273 | 131 | 67 | 19 |

| Group "B" Arrests | Arrests | |
|--------------------------------------|-----------|-----------|
| | Adult | Juvenile |
| Bad Checks | 0 | 0 |
| Curfew/Loitering/Vagrancy Violations | 0 | 0 |
| Disorderly Conduct | 0 | 0 |
| DUI | 30 | 0 |
| Drunkenness | 0 | 1 |
| Family Offenses, Nonviolent | 0 | 0 |
| Liquor Law Violations | 2 | 0 |
| Peeping Tom | 0 | 0 |
| Trespass of Real Property | 0 | 0 |
| All Other Offenses | 52 | 13 |
| Total Group "B" | 84 | 14 |

Agency 2021 Crime Report

MINIDOKA County Sheriff's Office

Population: 12,379
County: Minidoka

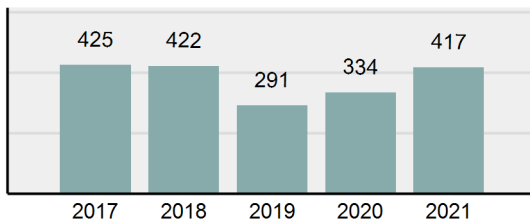
Offense Overview

- Offense Total 417
- % change from 2020 **24.85%**
- # of cleared offenses 255
- Percent Cleared 61.15%
- Group "A" Crime Rate per 100,000 population 3,368.61
- Summary based reporting crime rate per 100,000 populated is calculated for other state crime comparisons only. 767.43

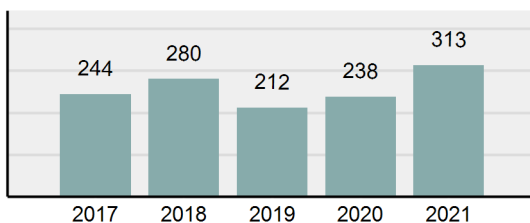
Arrest Overview

- Arrest Total 313
- % change from 2020 **31.51%**
- Adult Arrest total 246
- Juvenile Arrest total 67
- Arrest Rate per 100,000 population 2,528.48

Total Offenses - 5 year trend



Total Arrests - 5 year trend



| Group "A" Offenses | Offenses | | Arrests | |
|--|------------|------------|------------|-----------|
| | # Reported | # Cleared | Adult | Juvenile |
| Murder | 0 | 0 | 0 | 0 |
| Negligent Manslaughter | 0 | 0 | 0 | 0 |
| Rape | 3 | 2 | 0 | 0 |
| Sodomy | 0 | 0 | 0 | 0 |
| Sexual Assault w/Obj | 1 | 1 | 0 | 0 |
| Fondling | 14 | 7 | 0 | 0 |
| Aggravated Assault | 10 | 8 | 2 | 0 |
| Simple Assault | 53 | 42 | 8 | 6 |
| Intimidation | 0 | 0 | 0 | 0 |
| Kidnapping | 1 | 0 | 0 | 0 |
| Incest | 0 | 0 | 0 | 0 |
| Statutory Rape | 1 | 0 | 0 | 0 |
| Human Trafficking, Commercial Sex Acts | 0 | 0 | 0 | 0 |
| Human Trafficking, Involuntary Servitude | 0 | 0 | 0 | 0 |
| Robbery | 0 | 0 | 0 | 0 |
| Burglary/Breaking and Entering | 10 | 4 | 2 | 3 |
| Larceny/Theft Offenses | 61 | 13 | 8 | 1 |
| Motor Vehicle Theft | 11 | 1 | 1 | 0 |
| Arson | 0 | 0 | 0 | 0 |
| Destruction Of Property | 39 | 6 | 3 | 0 |
| Counterfeiting/Forgery | 0 | 0 | 0 | 0 |
| Fraud Offenses | 9 | 0 | 0 | 0 |
| Embezzlement | 0 | 0 | 0 | 0 |
| Extortion/Blackmail | 0 | 0 | 0 | 0 |
| Bribery | 0 | 0 | 0 | 0 |
| Stolen Property Offenses | 2 | 0 | 0 | 0 |
| Drug/Narcotic Violations | 99 | 87 | 66 | 17 |
| Drug Equipment Violations | 92 | 77 | 13 | 2 |
| Gambling Offenses | 0 | 0 | 0 | 0 |
| Pornography/Obscene Material | 2 | 1 | 0 | 0 |
| Prostitution Offenses | 0 | 0 | 0 | 0 |
| Weapons Law Violations | 9 | 6 | 1 | 5 |
| Animal Cruelty | 0 | 0 | 0 | 0 |
| Total Group "A" | 417 | 255 | 104 | 34 |

| Group "B" Arrests | Arrests | |
|--------------------------------------|------------|-----------|
| | Adult | Juvenile |
| Bad Checks | 0 | 0 |
| Curfew/Loitering/Vagrancy Violations | 0 | 0 |
| Disorderly Conduct | 0 | 0 |
| DUI | 32 | 1 |
| Drunkenness | 0 | 0 |
| Family Offenses, Nonviolent | 0 | 0 |
| Liquor Law Violations | 4 | 0 |
| Peeping Tom | 0 | 0 |
| Trespass of Real Property | 1 | 0 |
| All Other Offenses | 105 | 32 |
| Total Group "B" | 142 | 33 |

Agency 2021 Crime Report



Minidoka County Total

Population: 21,856
County: Minidoka

Offense Overview

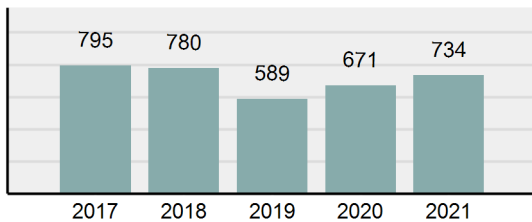
- Offense Total 734
- % change from 2020 **9.39%**
- # of cleared offenses 407
- Percent Cleared 55.45%
- Group "A" Crime Rate per 100,000 population 3,358.35
- Summary based reporting crime rate per 100,000 populated is calculated for other state crime comparisons only. 924.23

Arrest Overview

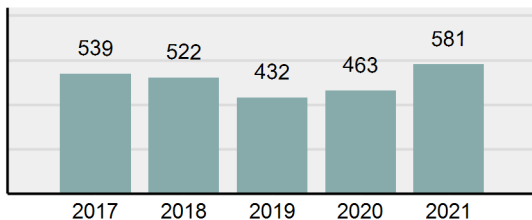
- Arrest Total 581
- % change from 2020 **25.49%**
- Adult Arrest total 471
- Juvenile Arrest total 110
- Arrest Rate per 100,000 population 2,658.31

| Group "A" Offenses | Offenses | | Arrests | |
|--|------------|------------|------------|-----------|
| | # Reported | # Cleared | Adult | Juvenile |
| Murder | 0 | 0 | 0 | 0 |
| Negligent Manslaughter | 0 | 0 | 0 | 0 |
| Rape | 7 | 4 | 2 | 0 |
| Sodomy | 0 | 0 | 0 | 0 |
| Sexual Assault w/Obj | 1 | 1 | 0 | 0 |
| Fondling | 26 | 8 | 0 | 0 |
| Aggravated Assault | 25 | 16 | 8 | 1 |
| Simple Assault | 102 | 80 | 32 | 12 |
| Intimidation | 2 | 2 | 1 | 0 |
| Kidnapping | 1 | 0 | 0 | 0 |
| Incest | 1 | 0 | 0 | 0 |
| Statutory Rape | 1 | 0 | 0 | 0 |
| Human Trafficking, Commercial Sex Acts | 0 | 0 | 0 | 0 |
| Human Trafficking, Involuntary Servitude | 0 | 0 | 0 | 0 |
| Robbery | 1 | 1 | 1 | 0 |
| Burglary/Breaking and Entering | 36 | 10 | 7 | 4 |
| Larceny/Theft Offenses | 114 | 26 | 15 | 6 |
| Motor Vehicle Theft | 18 | 3 | 2 | 0 |
| Arson | 1 | 0 | 0 | 0 |
| Destruction Of Property | 88 | 14 | 5 | 0 |
| Counterfeiting/Forgery | 2 | 0 | 0 | 0 |
| Fraud Offenses | 21 | 1 | 1 | 0 |
| Embezzlement | 0 | 0 | 0 | 0 |
| Extortion/Blackmail | 0 | 0 | 0 | 0 |
| Bribery | 0 | 0 | 0 | 0 |
| Stolen Property Offenses | 2 | 0 | 0 | 0 |
| Drug/Narcotic Violations | 138 | 121 | 94 | 20 |
| Drug Equipment Violations | 124 | 105 | 18 | 4 |
| Gambling Offenses | 0 | 0 | 0 | 0 |
| Pornography/Obscene Material | 11 | 6 | 4 | 0 |
| Prostitution Offenses | 0 | 0 | 0 | 0 |
| Weapons Law Violations | 12 | 9 | 1 | 7 |
| Animal Cruelty | 0 | 0 | 0 | 0 |
| Total Group "A" | 734 | 407 | 191 | 54 |

Total Offenses - 5 year trend



Total Arrests - 5 year trend



| Group "B" Arrests | Arrests | |
|--------------------------------------|------------|-----------|
| | Adult | Juvenile |
| Bad Checks | 0 | 0 |
| Curfew/Loitering/Vagrancy Violations | 0 | 0 |
| Disorderly Conduct | 2 | 0 |
| DUI | 74 | 1 |
| Drunkenness | 0 | 1 |
| Family Offenses, Nonviolent | 3 | 0 |
| Liquor Law Violations | 6 | 0 |
| Peeping Tom | 0 | 0 |
| Trespass of Real Property | 2 | 0 |
| All Other Offenses | 193 | 54 |
| Total Group "B" | 280 | 56 |