

Agency 2021 Crime Report

MONTPELIER Police Department

Population: 2,523
County: Bear Lake

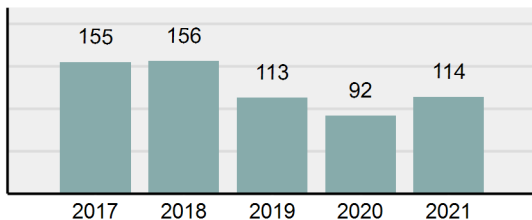
Offense Overview

- Offense Total 114
- % change from 2020 **23.91%**
- # of cleared offenses 72
- Percent Cleared 63.16%
- Group "A" Crime Rate per 100,000 population 4,518.43
- Summary based reporting crime rate per 100,000 populated is calculated for other state crime comparisons only. 1,307.97

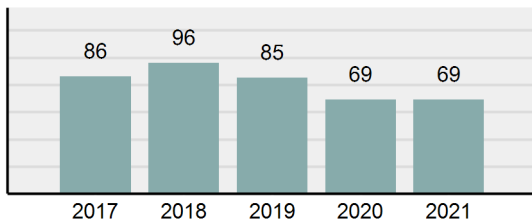
Arrest Overview

- Arrest Total 69
- % change from 2020 **0%**
- Adult Arrest total 57
- Juvenile Arrest total 12
- Arrest Rate per 100,000 population 2,734.84

Total Offenses - 5 year trend



Total Arrests - 5 year trend



Group "A" Offenses	Offenses		Arrests	
	# Reported	# Cleared	Adult	Juvenile
Murder	0	0	0	0
Negligent Manslaughter	0	0	0	0
Rape	2	2	1	0
Sodomy	0	0	0	0
Sexual Assault w/Obj	0	0	0	0
Fondling	3	3	0	1
Aggravated Assault	3	2	3	0
Simple Assault	25	18	4	2
Intimidation	5	3	1	0
Kidnapping	0	0	0	0
Incest	0	0	0	0
Statutory Rape	0	0	0	0
Human Trafficking, Commercial Sex Acts	0	0	0	0
Human Trafficking, Involuntary Servitude	0	0	0	0
Robbery	0	0	0	0
Burglary/Breaking and Entering	6	2	1	0
Larceny/Theft Offenses	22	5	1	3
Motor Vehicle Theft	0	0	0	0
Arson	0	0	0	0
Destruction Of Property	12	5	3	0
Counterfeiting/Forgery	3	3	1	0
Fraud Offenses	2	0	0	0
Embezzlement	0	0	0	0
Extortion/Blackmail	0	0	0	0
Bribery	0	0	0	0
Stolen Property Offenses	0	0	0	0
Drug/Narcotic Violations	16	15	13	4
Drug Equipment Violations	15	14	2	1
Gambling Offenses	0	0	0	0
Pornography/Obscene Material	0	0	0	0
Prostitution Offenses	0	0	0	0
Weapons Law Violations	0	0	0	0
Animal Cruelty	0	0	0	0
Total Group "A"	114	72	30	11

Group "B" Arrests	Arrests	
	Adult	Juvenile
Bad Checks	0	0
Curfew/Loitering/Vagrancy Violations	0	0
Disorderly Conduct	6	0
DUI	4	0
Drunkenness	0	0
Family Offenses, Nonviolent	1	0
Liquor Law Violations	3	0
Peeping Tom	0	0
Trespass of Real Property	0	0
All Other Offenses	13	1
Total Group "B"	27	1

Agency 2021 Crime Report

BEAR LAKE County Sheriff's Office

Population: 3,789
County: Bear Lake

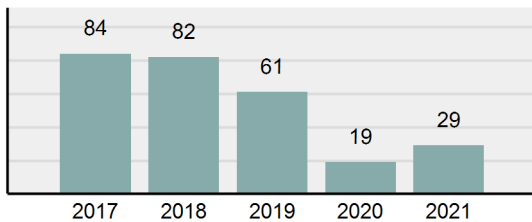
Offense Overview

- Offense Total 29
- % change from 2020 **52.63%**
- # of cleared offenses 10
- Percent Cleared 34.48%
- Group "A" Crime Rate per 100,000 population 765.37
- Summary based reporting crime rate per 100,000 populated is calculated for other state crime comparisons only. 237.53

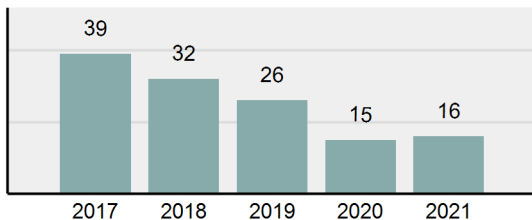
Arrest Overview

- Arrest Total 16
- % change from 2020 **6.67%**
- Adult Arrest total 16
- Juvenile Arrest total 0
- Arrest Rate per 100,000 population 422.28

Total Offenses - 5 year trend



Total Arrests - 5 year trend



Group "A" Offenses	Offenses		Arrests	
	# Reported	# Cleared	Adult	Juvenile
Murder	0	0	0	0
Negligent Manslaughter	0	0	0	0
Rape	1	0	0	0
Sodomy	0	0	0	0
Sexual Assault w/Obj	0	0	0	0
Fondling	6	4	0	0
Aggravated Assault	0	0	0	0
Simple Assault	1	1	0	0
Intimidation	1	0	0	0
Kidnapping	0	0	0	0
Incest	0	0	0	0
Statutory Rape	0	0	0	0
Human Trafficking, Commercial Sex Acts	0	0	0	0
Human Trafficking, Involuntary Servitude	0	0	0	0
Robbery	0	0	0	0
Burglary/Breaking and Entering	0	0	0	0
Larceny/Theft Offenses	8	0	0	0
Motor Vehicle Theft	0	0	0	0
Arson	0	0	0	0
Destruction Of Property	5	1	1	0
Counterfeiting/Forgery	0	0	0	0
Fraud Offenses	2	1	0	0
Embezzlement	0	0	0	0
Extortion/Blackmail	0	0	0	0
Bribery	0	0	0	0
Stolen Property Offenses	0	0	1	0
Drug/Narcotic Violations	3	2	0	0
Drug Equipment Violations	2	1	0	0
Gambling Offenses	0	0	0	0
Pornography/Obscene Material	0	0	0	0
Prostitution Offenses	0	0	0	0
Weapons Law Violations	0	0	0	0
Animal Cruelty	0	0	0	0
Total Group "A"	29	10	2	0

Group "B" Arrests	Arrests	
	Adult	Juvenile
Bad Checks	0	0
Curfew/Loitering/Vagrancy Violations	0	0
Disorderly Conduct	2	0
DUI	6	0
Drunkenness	0	0
Family Offenses, Nonviolent	2	0
Liquor Law Violations	0	0
Peeping Tom	0	0
Trespass of Real Property	0	0
All Other Offenses	4	0
Total Group "B"	14	0

Agency 2021 Crime Report

Bear Lake County Total

Population: 6,312
County: Bear Lake

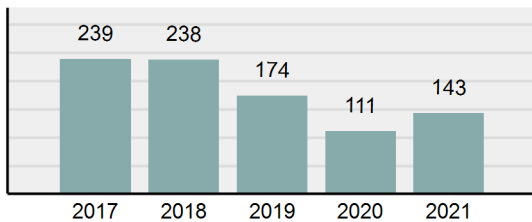
Offense Overview

- Offense Total 143
- % change from 2020 **28.83%**
- # of cleared offenses 82
- Percent Cleared 57.34%
- Group "A" Crime Rate per 100,000 population 2,265.53
- Summary based reporting crime rate per 100,000 populated is calculated for other state crime comparisons only. 665.40

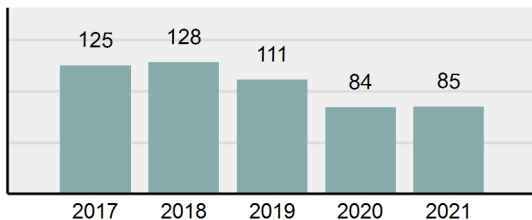
Arrest Overview

- Arrest Total 85
- % change from 2020 **1.19%**
- Adult Arrest total 73
- Juvenile Arrest total 12
- Arrest Rate per 100,000 population 1,346.64

Total Offenses - 5 year trend



Total Arrests - 5 year trend



Group "A" Offenses	Offenses		Arrests	
	# Reported	# Cleared	Adult	Juvenile
Murder	0	0	0	0
Negligent Manslaughter	0	0	0	0
Rape	3	2	1	0
Sodomy	0	0	0	0
Sexual Assault w/Obj	0	0	0	0
Fondling	9	7	0	1
Aggravated Assault	3	2	3	0
Simple Assault	26	19	4	2
Intimidation	6	3	1	0
Kidnapping	0	0	0	0
Incest	0	0	0	0
Statutory Rape	0	0	0	0
Human Trafficking, Commercial Sex Acts	0	0	0	0
Human Trafficking, Involuntary Servitude	0	0	0	0
Robbery	0	0	0	0
Burglary/Breaking and Entering	6	2	1	0
Larceny/Theft Offenses	30	5	1	3
Motor Vehicle Theft	0	0	0	0
Arson	0	0	0	0
Destruction Of Property	17	6	4	0
Counterfeiting/Forgery	3	3	1	0
Fraud Offenses	4	1	0	0
Embezzlement	0	0	0	0
Extortion/Blackmail	0	0	0	0
Bribery	0	0	0	0
Stolen Property Offenses	0	0	1	0
Drug/Narcotic Violations	19	17	13	4
Drug Equipment Violations	17	15	2	1
Gambling Offenses	0	0	0	0
Pornography/Obscene Material	0	0	0	0
Prostitution Offenses	0	0	0	0
Weapons Law Violations	0	0	0	0
Animal Cruelty	0	0	0	0
Total Group "A"	143	82	32	11

Group "B" Arrests	Arrests	
	Adult	Juvenile
Bad Checks	0	0
Curfew/Loitering/Vagrancy Violations	0	0
Disorderly Conduct	8	0
DUI	10	0
Drunkenness	0	0
Family Offenses, Nonviolent	3	0
Liquor Law Violations	3	0
Peeping Tom	0	0
Trespass of Real Property	0	0
All Other Offenses	17	1
Total Group "B"	41	1