

Agency 2021 Crime Report

KELLOGG Police Department

Population: 2,130
County: Shoshone

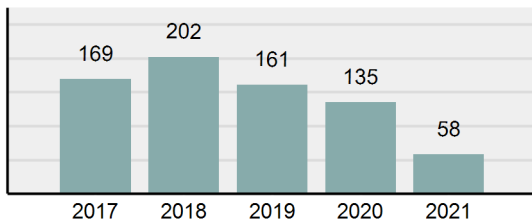
Offense Overview

- Offense Total 58
- % change from 2020 **-57.04%**
- # of cleared offenses 31
- Percent Cleared 53.45%
- Group "A" Crime Rate per 100,000 population 2,723.00
- Summary based reporting crime rate per 100,000 populated is calculated for other state crime comparisons only. 845.07

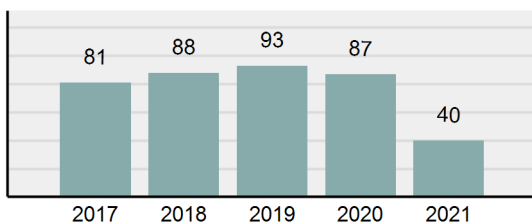
Arrest Overview

- Arrest Total 40
- % change from 2020 **-54.02%**
- Adult Arrest total 40
- Juvenile Arrest total 0
- Arrest Rate per 100,000 population 1,877.93

Total Offenses - 5 year trend



Total Arrests - 5 year trend



Group "A" Offenses	Offenses		Arrests	
	# Reported	# Cleared	Adult	Juvenile
Murder	0	0	0	0
Negligent Manslaughter	0	0	0	0
Rape	0	0	0	0
Sodomy	1	1	0	0
Sexual Assault w/Obj	0	0	0	0
Fondling	3	2	2	0
Aggravated Assault	5	5	4	0
Simple Assault	6	4	1	0
Intimidation	2	2	1	0
Kidnapping	0	0	0	0
Incest	0	0	0	0
Statutory Rape	0	0	0	0
Human Trafficking, Commercial Sex Acts	0	0	0	0
Human Trafficking, Involuntary Servitude	0	0	0	0
Robbery	0	0	0	0
Burglary/Breaking and Entering	2	0	0	0
Larceny/Theft Offenses	9	4	3	0
Motor Vehicle Theft	2	0	0	0
Arson	0	0	0	0
Destruction Of Property	14	1	1	0
Counterfeiting/Forgery	0	0	0	0
Fraud Offenses	0	0	0	0
Embezzlement	0	0	0	0
Extortion/Blackmail	0	0	0	0
Bribery	0	0	0	0
Stolen Property Offenses	0	0	0	0
Drug/Narcotic Violations	7	6	5	0
Drug Equipment Violations	6	6	1	0
Gambling Offenses	0	0	0	0
Pornography/Obscene Material	0	0	0	0
Prostitution Offenses	0	0	0	0
Weapons Law Violations	1	0	0	0
Animal Cruelty	0	0	0	0
Total Group "A"	58	31	18	0

Group "B" Arrests	Arrests	
	Adult	Juvenile
Bad Checks	0	0
Curfew/Loitering/Vagrancy Violations	0	0
Disorderly Conduct	6	0
DUI	7	0
Drunkenness	0	0
Family Offenses, Nonviolent	0	0
Liquor Law Violations	0	0
Peeping Tom	0	0
Trespass of Real Property	1	0
All Other Offenses	8	0
Total Group "B"	22	0

Agency 2021 Crime Report

OSBURN Police Department

Population: 1,571
County: Shoshone

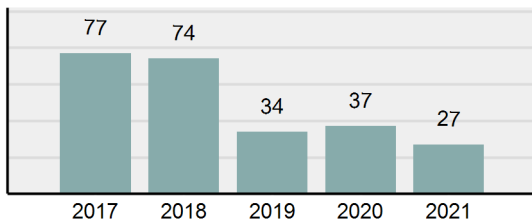
Offense Overview

- Offense Total 27
- % change from 2020 -27.03%
- # of cleared offenses 20
- Percent Cleared 74.07%
- Group "A" Crime Rate per 100,000 population 1,718.65
- Summary based reporting crime rate per 100,000 populated is calculated for other state crime comparisons only. 381.92

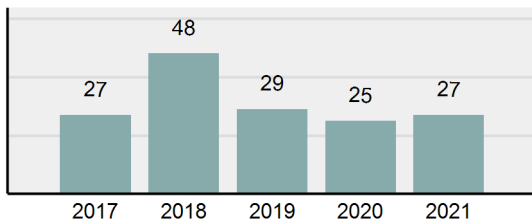
Arrest Overview

- Arrest Total 27
- % change from 2020 8%
- Adult Arrest total 25
- Juvenile Arrest total 2
- Arrest Rate per 100,000 population 1,718.65

Total Offenses - 5 year trend



Total Arrests - 5 year trend



Group "A" Offenses	Offenses		Arrests	
	# Reported	# Cleared	Adult	Juvenile
Murder	0	0	0	0
Negligent Manslaughter	0	0	0	0
Rape	0	0	0	0
Sodomy	0	0	0	0
Sexual Assault w/Obj	0	0	0	0
Fondling	2	2	1	1
Aggravated Assault	1	1	1	0
Simple Assault	3	3	3	0
Intimidation	0	0	0	0
Kidnapping	0	0	0	0
Incest	0	0	0	0
Statutory Rape	0	0	0	0
Human Trafficking, Commercial Sex Acts	0	0	0	0
Human Trafficking, Involuntary Servitude	0	0	0	0
Robbery	0	0	0	0
Burglary/Breaking and Entering	0	0	0	0
Larceny/Theft Offenses	3	1	0	0
Motor Vehicle Theft	2	1	0	0
Arson	0	0	0	0
Destruction Of Property	3	2	1	1
Counterfeiting/Forgery	0	0	0	0
Fraud Offenses	2	0	0	0
Embezzlement	0	0	0	0
Extortion/Blackmail	0	0	0	0
Bribery	0	0	0	0
Stolen Property Offenses	0	0	0	0
Drug/Narcotic Violations	4	4	3	0
Drug Equipment Violations	5	5	2	0
Gambling Offenses	0	0	0	0
Pornography/Obscene Material	0	0	0	0
Prostitution Offenses	0	0	0	0
Weapons Law Violations	2	1	1	0
Animal Cruelty	0	0	0	0
Total Group "A"	27	20	12	2

Group "B" Arrests	Arrests	
	Adult	Juvenile
Bad Checks	0	0
Curfew/Loitering/Vagrancy Violations	0	0
Disorderly Conduct	0	0
DUI	2	0
Drunkenness	1	0
Family Offenses, Nonviolent	0	0
Liquor Law Violations	0	0
Peeping Tom	0	0
Trespass of Real Property	0	0
All Other Offenses	10	0
Total Group "B"	13	0

Agency 2021 Crime Report

PINEHURST Police Department

Population: 1,621
County: Shoshone

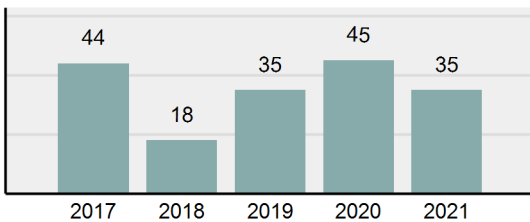
Offense Overview

- Offense Total 35
- % change from 2020 -22.22%
- # of cleared offenses 15
- Percent Cleared 42.86%
- Group "A" Crime Rate per 100,000 population 2,159.16
- Summary based reporting crime rate per 100,000 populated is calculated for other state crime comparisons only. 987.05

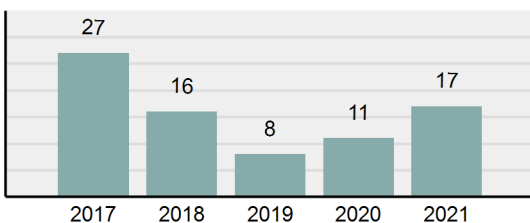
Arrest Overview

- Arrest Total 17
- % change from 2020 54.55%
- Adult Arrest total 17
- Juvenile Arrest total 0
- Arrest Rate per 100,000 population 1,048.74

Total Offenses - 5 year trend



Total Arrests - 5 year trend



Group "A" Offenses	Offenses		Arrests	
	# Reported	# Cleared	Adult	Juvenile
Murder	0	0	0	0
Negligent Manslaughter	0	0	0	0
Rape	0	0	0	0
Sodomy	0	0	0	0
Sexual Assault w/Obj	0	0	0	0
Fondling	0	0	0	0
Aggravated Assault	0	0	0	0
Simple Assault	4	2	1	0
Intimidation	3	0	0	0
Kidnapping	0	0	0	0
Incest	0	0	0	0
Statutory Rape	0	0	0	0
Human Trafficking, Commercial Sex Acts	0	0	0	0
Human Trafficking, Involuntary Servitude	0	0	0	0
Robbery	0	0	0	0
Burglary/Breaking and Entering	1	0	0	0
Larceny/Theft Offenses	14	6	8	0
Motor Vehicle Theft	0	0	0	0
Arson	1	0	0	0
Destruction Of Property	5	2	1	0
Counterfeiting/Forgery	0	0	0	0
Fraud Offenses	0	0	0	0
Embezzlement	0	0	0	0
Extortion/Blackmail	0	0	0	0
Bribery	0	0	0	0
Stolen Property Offenses	0	0	0	0
Drug/Narcotic Violations	2	2	3	0
Drug Equipment Violations	5	3	1	0
Gambling Offenses	0	0	0	0
Pornography/Obscene Material	0	0	0	0
Prostitution Offenses	0	0	0	0
Weapons Law Violations	0	0	0	0
Animal Cruelty	0	0	0	0
Total Group "A"	35	15	14	0

Group "B" Arrests	Arrests	
	Adult	Juvenile
Bad Checks	0	0
Curfew/Loitering/Vagrancy Violations	0	0
Disorderly Conduct	0	0
DUI	1	0
Drunkenness	0	0
Family Offenses, Nonviolent	0	0
Liquor Law Violations	0	0
Peeping Tom	0	0
Trespass of Real Property	0	0
All Other Offenses	2	0
Total Group "B"	3	0

Agency 2021 Crime Report

SHOSHONE County Sheriff's Office

Population: 7,923
County: Shoshone

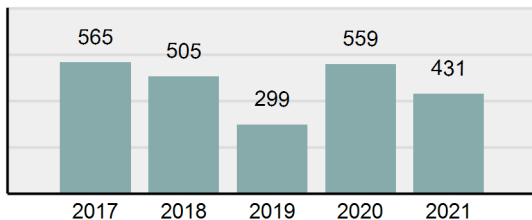
Offense Overview

- Offense Total 431
- % change from 2020 -22.9%
- # of cleared offenses 238
- Percent Cleared 55.22%
- Group "A" Crime Rate per 100,000 population 5,439.86
- Summary based reporting crime rate per 100,000 populated is calculated for other state crime comparisons only. 1,262.15

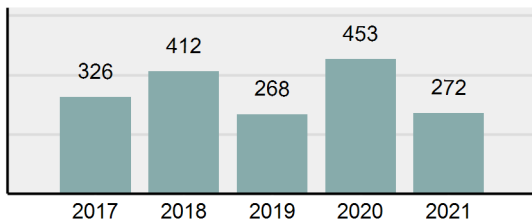
Arrest Overview

- Arrest Total 272
- % change from 2020 -39.96%
- Adult Arrest total 265
- Juvenile Arrest total 7
- Arrest Rate per 100,000 population 3,433.04

Total Offenses - 5 year trend



Total Arrests - 5 year trend



Group "A" Offenses	Offenses		Arrests	
	# Reported	# Cleared	Adult	Juvenile
Murder	0	0	0	0
Negligent Manslaughter	0	0	0	0
Rape	4	2	0	0
Sodomy	0	0	0	0
Sexual Assault w/Obj	1	0	0	0
Fondling	5	1	0	1
Aggravated Assault	17	11	8	0
Simple Assault	68	24	18	0
Intimidation	9	1	0	0
Kidnapping	0	0	0	0
Incest	0	0	0	0
Statutory Rape	0	0	0	0
Human Trafficking, Commercial Sex Acts	0	0	0	0
Human Trafficking, Involuntary Servitude	0	0	0	0
Robbery	1	1	1	0
Burglary/Breaking and Entering	11	0	0	0
Larceny/Theft Offenses	56	14	10	1
Motor Vehicle Theft	9	0	0	0
Arson	2	0	0	0
Destruction Of Property	20	4	1	2
Counterfeiting/Forgery	0	0	0	0
Fraud Offenses	2	1	0	0
Embezzlement	0	0	0	0
Extortion/Blackmail	0	0	0	0
Bribery	0	0	0	0
Stolen Property Offenses	4	1	1	0
Drug/Narcotic Violations	108	88	94	0
Drug Equipment Violations	112	88	12	0
Gambling Offenses	0	0	0	0
Pornography/Obscene Material	0	0	0	0
Prostitution Offenses	0	0	0	0
Weapons Law Violations	2	2	1	0
Animal Cruelty	0	0	0	0
Total Group "A"	431	238	146	4

Group "B" Arrests	Arrests	
	Adult	Juvenile
Bad Checks	0	0
Curfew/Loitering/Vagrancy Violations	0	0
Disorderly Conduct	5	0
DUI	43	0
Drunkenness	0	0
Family Offenses, Nonviolent	0	0
Liquor Law Violations	2	0
Peeping Tom	0	0
Trespass of Real Property	6	2
All Other Offenses	63	1
Total Group "B"	119	3

Agency 2021 Crime Report

Shoshone County Total

Population: 13,245
County: Shoshone

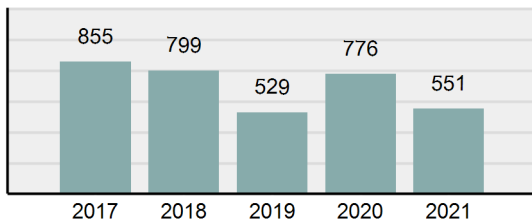
Offense Overview

- Offense Total 551
- % change from 2020 -28.99%
- # of cleared offenses 304
- Percent Cleared 55.17%
- Group "A" Crime Rate per 100,000 population 4,160.06
- Summary based reporting crime rate per 100,000 populated is calculated for other state crime comparisons only. 1,057.00

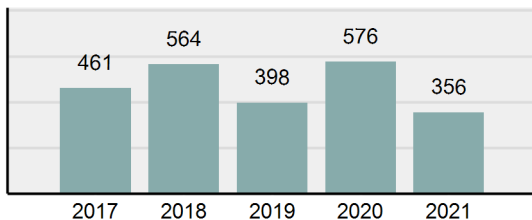
Arrest Overview

- Arrest Total 356
- % change from 2020 -38.19%
- Adult Arrest total 347
- Juvenile Arrest total 9
- Arrest Rate per 100,000 population 2,687.81

Total Offenses - 5 year trend



Total Arrests - 5 year trend



Group "A" Offenses	Offenses		Arrests	
	# Reported	# Cleared	Adult	Juvenile
Murder	0	0	0	0
Negligent Manslaughter	0	0	0	0
Rape	4	2	0	0
Sodomy	1	1	0	0
Sexual Assault w/Obj	1	0	0	0
Fondling	10	5	3	2
Aggravated Assault	23	17	13	0
Simple Assault	81	33	23	0
Intimidation	14	3	1	0
Kidnapping	0	0	0	0
Incest	0	0	0	0
Statutory Rape	0	0	0	0
Human Trafficking, Commercial Sex Acts	0	0	0	0
Human Trafficking, Involuntary Servitude	0	0	0	0
Robbery	1	1	1	0
Burglary/Breaking and Entering	14	0	0	0
Larceny/Theft Offenses	82	25	21	1
Motor Vehicle Theft	13	1	0	0
Arson	3	0	0	0
Destruction Of Property	42	9	4	3
Counterfeiting/Forgery	0	0	0	0
Fraud Offenses	4	1	0	0
Embezzlement	0	0	0	0
Extortion/Blackmail	0	0	0	0
Bribery	0	0	0	0
Stolen Property Offenses	4	1	1	0
Drug/Narcotic Violations	121	100	105	0
Drug Equipment Violations	128	102	16	0
Gambling Offenses	0	0	0	0
Pornography/Obscene Material	0	0	0	0
Prostitution Offenses	0	0	0	0
Weapons Law Violations	5	3	2	0
Animal Cruelty	0	0	0	0
Total Group "A"	551	304	190	6

Group "B" Arrests	Arrests	
	Adult	Juvenile
Bad Checks	0	0
Curfew/Loitering/Vagrancy Violations	0	0
Disorderly Conduct	11	0
DUI	53	0
Drunkenness	1	0
Family Offenses, Nonviolent	0	0
Liquor Law Violations	2	0
Peeping Tom	0	0
Trespass of Real Property	7	2
All Other Offenses	83	1
Total Group "B"	157	3