

Agency 2021 Crime Report

ID LOTTERY

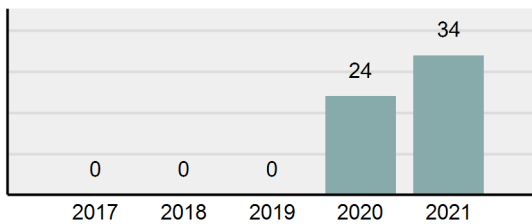
Offense Overview

- Offense Total 34
- % change from 2020 **41.67%**
- # of cleared offenses 5
- Percent Cleared 14.71%

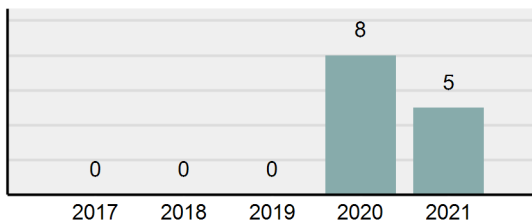
Arrest Overview

- Arrest Total 5
- % change from 2020 **-37.5%**
- Adult Arrest total 5
- Juvenile Arrest total 0

Total Offenses - 5 year trend



Total Arrests - 5 year trend



Group "A" Offenses	Offenses		Arrests	
	# Reported	# Cleared	Adult	Juvenile
Murder	0	0	0	0
Negligent Manslaughter	0	0	0	0
Rape	0	0	0	0
Sodomy	0	0	0	0
Sexual Assault w/Obj	0	0	0	0
Fondling	0	0	0	0
Aggravated Assault	0	0	0	0
Simple Assault	0	0	0	0
Intimidation	0	0	0	0
Kidnapping	0	0	0	0
Incest	0	0	0	0
Statutory Rape	0	0	0	0
Human Trafficking, Commercial Sex Acts	0	0	0	0
Human Trafficking, Involuntary Servitude	0	0	0	0
Robbery	0	0	0	0
Burglary/Breaking and Entering	1	0	0	0
Larceny/Theft Offenses	32	5	5	0
Motor Vehicle Theft	0	0	0	0
Arson	0	0	0	0
Destruction Of Property	0	0	0	0
Counterfeiting/Forgery	1	0	0	0
Fraud Offenses	0	0	0	0
Embezzlement	0	0	0	0
Extortion/Blackmail	0	0	0	0
Bribery	0	0	0	0
Stolen Property Offenses	0	0	0	0
Drug/Narcotic Violations	0	0	0	0
Drug Equipment Violations	0	0	0	0
Gambling Offenses	0	0	0	0
Pornography/Obscene Material	0	0	0	0
Prostitution Offenses	0	0	0	0
Weapons Law Violations	0	0	0	0
Animal Cruelty	0	0	0	0
Total Group "A"	34	5	5	0

Group "B" Arrests	Arrests	
	Adult	Juvenile
Bad Checks	0	0
Curfew/Loitering/Vagrancy Violations	0	0
Disorderly Conduct	0	0
DUI	0	0
Drunkennes	0	0
Family Offenses, Nonviolent	0	0
Liquor Law Violations	0	0
Peeping Tom	0	0
Trespass of Real Property	0	0
All Other Offenses	0	0
Total Group "B"	0	0

Agency 2021 Crime Report

ID STATE POLICE

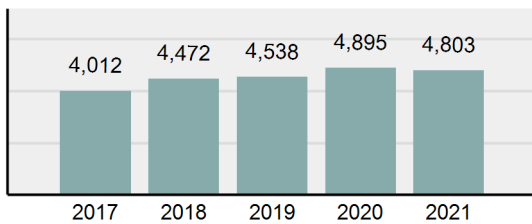
Offense Overview

- Offense Total 4,803
- % change from 2020 **-1.88%**
- # of cleared offenses 4,013
- Percent Cleared 83.55%

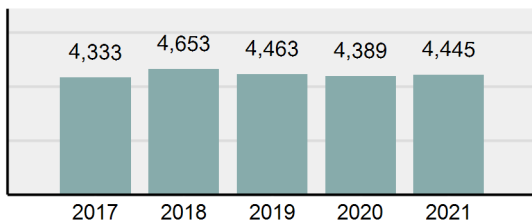
Arrest Overview

- Arrest Total 4,445
- % change from 2020 **1.28%**
- Adult Arrest total 4,372
- Juvenile Arrest total 73

Total Offenses - 5 year trend



Total Arrests - 5 year trend



Group "A" Offenses	Offenses		Arrests	
	# Reported	# Cleared	Adult	Juvenile
Murder	2	1	1	0
Negligent Manslaughter	3	3	0	0
Rape	9	1	1	0
Sodomy	1	0	0	0
Sexual Assault w/Obj	0	0	0	0
Fondling	15	1	0	0
Aggravated Assault	26	18	13	0
Simple Assault	21	16	8	0
Intimidation	18	4	1	0
Kidnapping	5	2	2	0
Incest	0	0	0	0
Statutory Rape	0	0	0	0
Human Trafficking, Commercial Sex Acts	0	0	0	0
Human Trafficking, Involuntary Servitude	0	0	0	0
Robbery	0	0	0	0
Burglary/Breaking and Entering	1	1	5	0
Larceny/Theft Offenses	12	6	5	0
Motor Vehicle Theft	0	0	2	0
Arson	0	0	0	0
Destruction Of Property	10	6	2	0
Counterfeiting/Forgery	5	2	1	0
Fraud Offenses	34	25	24	2
Embezzlement	0	0	0	0
Extortion/Blackmail	0	0	1	0
Bribery	1	0	0	0
Stolen Property Offenses	35	28	20	1
Drug/Narcotic Violations	2,305	1,916	1874	33
Drug Equipment Violations	2,231	1,924	249	4
Gambling Offenses	2	0	0	0
Pornography/Obscene Material	1	0	0	0
Prostitution Offenses	0	0	0	0
Weapons Law Violations	66	59	21	1
Animal Cruelty	0	0	0	0
Total Group "A"	4,803	4,013	2,230	41

Group "B" Arrests	Arrests	
	Adult	Juvenile
Bad Checks	0	0
Curfew/Loitering/Vagrancy Violations	0	0
Disorderly Conduct	4	0
DUI	1,480	18
Drunkenness	1	1
Family Offenses, Nonviolent	0	0
Liquor Law Violations	131	3
Peeping Tom	0	0
Trespass of Real Property	4	0
All Other Offenses	522	10
Total Group "B"	2,142	32

Agency 2021 Crime Report

IDAHO ATTORNEY GENERAL

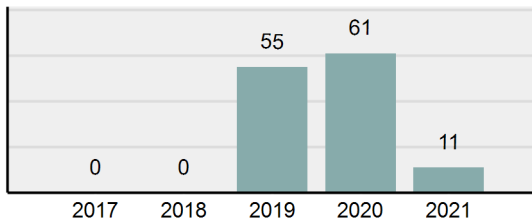
Offense Overview

- Offense Total 11
- % change from 2020 -81.97%
- # of cleared offenses 0
- Percent Cleared 0%

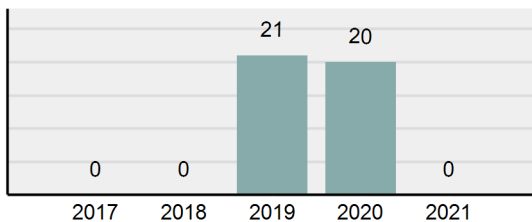
Arrest Overview

- Arrest Total 0
- % change from 2020 -100%
- Adult Arrest total 0
- Juvenile Arrest total 0

Total Offenses - 5 year trend



Total Arrests - 5 year trend



Group "A" Offenses	Offenses		Arrests	
	# Reported	# Cleared	Adult	Juvenile
Murder	0	0	0	0
Negligent Manslaughter	0	0	0	0
Rape	0	0	0	0
Sodomy	0	0	0	0
Sexual Assault w/Obj	0	0	0	0
Fondling	0	0	0	0
Aggravated Assault	0	0	0	0
Simple Assault	0	0	0	0
Intimidation	0	0	0	0
Kidnapping	0	0	0	0
Incest	0	0	0	0
Statutory Rape	0	0	0	0
Human Trafficking, Commercial Sex Acts	0	0	0	0
Human Trafficking, Involuntary Servitude	0	0	0	0
Robbery	0	0	0	0
Burglary/Breaking and Entering	0	0	0	0
Larceny/Theft Offenses	0	0	0	0
Motor Vehicle Theft	0	0	0	0
Arson	0	0	0	0
Destruction Of Property	0	0	0	0
Counterfeiting/Forgery	2	0	0	0
Fraud Offenses	9	0	0	0
Embezzlement	0	0	0	0
Extortion/Blackmail	0	0	0	0
Bribery	0	0	0	0
Stolen Property Offenses	0	0	0	0
Drug/Narcotic Violations	0	0	0	0
Drug Equipment Violations	0	0	0	0
Gambling Offenses	0	0	0	0
Pornography/Obscene Material	0	0	0	0
Prostitution Offenses	0	0	0	0
Weapons Law Violations	0	0	0	0
Animal Cruelty	0	0	0	0
Total Group "A"	11	0	0	0

Group "B" Arrests	Arrests	
	Adult	Juvenile
Bad Checks	0	0
Curfew/Loitering/Vagrancy Violations	0	0
Disorderly Conduct	0	0
DUI	0	0
Drunkenness	0	0
Family Offenses, Nonviolent	0	0
Liquor Law Violations	0	0
Peeping Tom	0	0
Trespass of Real Property	0	0
All Other Offenses	0	0
Total Group "B"	0	0