

---

# Crimes Against Persons



**Bogus Basin. By anonymous**

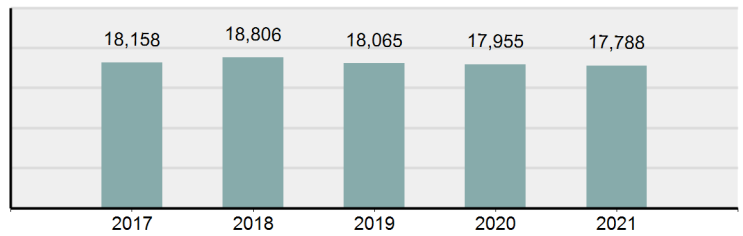
# 2021 Idaho Crimes Against Persons

## Statewide Profile

Data counts represent the number of victims within a reported incident

Crimes Against Persons	
Offenses Reported	17,788
Changes from 2020	-0.93%
Rate per 100,000*	988.83
Total Arrests	5,390

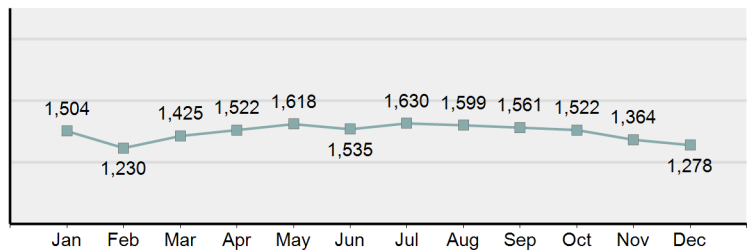
**Total Crimes Against Persons  
5 Year Trend**



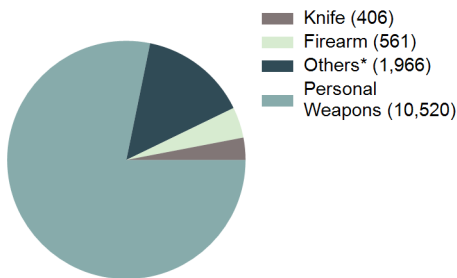
**Crimes Against Persons by Category**

Offenses	Distribution
Simple Assault	58.99%
Aggravated Assault	17.27%
Intimidation	9.14%
Fondling	6.56%
Rape	4.09%
Kidnapping	1.30%
Sexual Assault w/Obj	1.05%
Sodomy	0.85%
Statutory Rape	0.27%
Murder	0.22%
Incest	0.16%
Negligent Manslaughter	0.06%

**Frequency of Crime by Month**

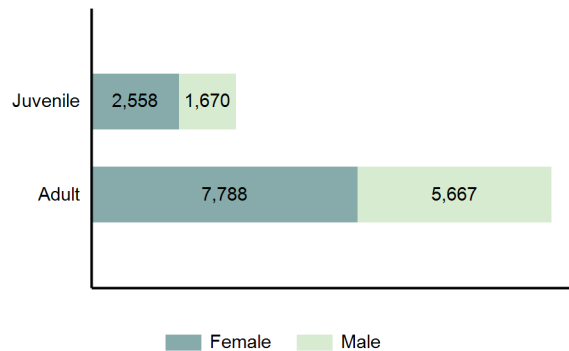


**Type of Weapons Used**

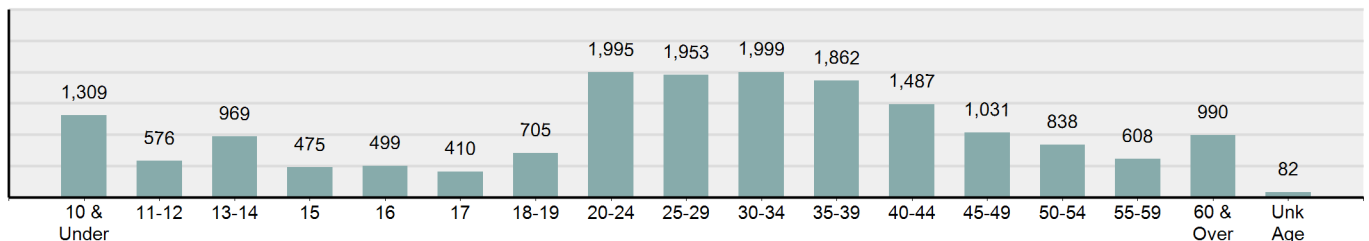


\*Others: Blunt Object, Motor Vehicle, Poison, Explosives, Fire/Incendiary Device, Drugs/Narcotics/Sleeping Pills, Asphyxiation, Others, Unknown

**Victim Types\*\***



**Victims of Crimes Against Person by Age**



\*Population Base: 1,798,888

\*\*Does not include 105 victims whose gender or age is unknown.

# 2021 Crimes Against Persons

## Victims by Age and Gender

Age	Murder	Negligent Man-slaughter	Kidnap	Rape	Sodomy	Sexual Assault w/Object	Fondling	Aggravated Assault	Simple Assault	Intimidation	Incest	Statutory Rape	Human Trafficking	Total
<b>10 &amp; Under</b>														
Female	1	1	9	22	14	22	293	44	290	18	7	1	0	722
Male	2	2	10	0	12	10	105	66	355	21	2	0	0	585
<b>11-12</b>														
Female	0	0	6	20	5	14	100	19	124	23	2	2	0	315
Male	0	0	2	2	6	2	23	27	188	10	0	1	0	261
<b>13-14</b>														
Female	0	0	15	77	10	13	192	35	217	22	3	10	1	595
Male	0	0	2	1	10	4	16	53	239	40	3	1	0	369
<b>15</b>														
Female	0	0	8	68	9	14	90	13	92	19	3	7	0	323
Male	0	0	0	4	1	2	13	20	93	15	0	3	0	151
<b>16</b>														
Female	0	0	2	89	5	14	65	25	98	24	4	8	0	334
Male	0	0	0	4	1	1	11	38	100	7	0	2	0	164
<b>17</b>														
Female	0	0	2	56	5	11	50	18	92	23	0	12	0	269
Male	0	0	1	1	5	1	5	29	85	12	0	1	0	140
<b>18-19</b>														
Female	0	0	5	65	6	13	27	63	241	39	0	0	0	459
Male	0	0	1	0	3	0	6	72	143	18	0	0	0	243
<b>20-24</b>														
Female	0	0	29	98	7	12	34	221	700	123	1	0	0	1,225
Male	5	1	2	2	6	0	4	227	480	41	1	0	0	769
<b>25-29</b>														
Female	1	1	34	67	7	10	27	165	693	126	1	0	2	1,134
Male	3	0	7	0	8	0	3	178	573	44	0	0	0	816
<b>30-34</b>														
Female	0	0	26	53	10	12	22	205	754	133	1	0	1	1,217
Male	3	0	1	1	4	1	1	193	525	52	0	0	0	781
<b>35-39</b>														
Female	0	1	22	35	3	4	15	195	714	159	0	0	1	1,149
Male	1	0	2	1	1	0	2	177	465	64	0	0	0	713
<b>40-44</b>														
Female	2	0	9	18	2	9	12	153	524	104	0	0	2	835
Male	4	2	4	0	0	0	0	150	421	69	0	0	0	650
<b>45-49</b>														
Female	2	1	5	18	2	4	5	80	359	74	0	0	0	550
Male	4	0	2	0	2	1	2	100	324	46	0	0	0	481
<b>50-54</b>														
Female	0	0	3	13	1	1	8	67	283	68	0	0	0	444
Male	1	0	2	0	1	2	2	91	259	35	0	0	0	393
<b>55-59</b>														
Female	2	0	7	4	2	3	3	66	189	33	0	0	0	309
Male	3	0	2	0	0	0	3	70	194	26	0	0	0	298
<b>60 &amp; Over</b>														
Female	1	2	7	7	1	7	11	80	276	74	0	0	0	466
Male	4	0	2	0	2	0	6	116	345	48	0	0	0	523
<b>Unk Age</b>														
Female	0	0	1	2	0	0	5	0	6	6	0	0	0	20
Male	0	0	1	0	0	0	1	11	36	5	0	0	0	54
<b>Total</b>														
<b>Female</b>	<b>9</b>	<b>6</b>	<b>190</b>	<b>712</b>	<b>89</b>	<b>163</b>	<b>959</b>	<b>1,449</b>	<b>5,652</b>	<b>1,068</b>	<b>22</b>	<b>40</b>	<b>7</b>	<b>10,366</b>
<b>Male</b>	<b>30</b>	<b>5</b>	<b>41</b>	<b>16</b>	<b>62</b>	<b>24</b>	<b>203</b>	<b>1,618</b>	<b>4,825</b>	<b>553</b>	<b>6</b>	<b>8</b>	<b>0</b>	<b>7,391</b>
<b>Unknown Gender</b>	<b>0</b>	<b>0</b>	<b>0</b>	<b>0</b>	<b>0</b>	<b>0</b>	<b>5</b>	<b>5</b>	<b>16</b>	<b>5</b>	<b>0</b>	<b>0</b>	<b>0</b>	<b>31</b>

# 2021 Idaho Crimes Against Persons

## Victim Injury by Type

Up to five different types of injuries can be entered for each victim

Offense	Apparent Broken Bones	Possible Internal Injury	Severe Laceration	Apparent Minor Injury	Other Major Injury	Loss of Teeth	Unconsciousness
Rape	2	50	1	101	8	1	7
Sodomy	0	6	0	32	0	0	0
Sexual Assault w/Object	0	9	0	25	1	0	0
Fondling	0	32	0	64	10	0	1
Aggravated Assault	152	383	289	640	331	24	117
Simple Assault	0	0	0	4,933	0	0	0
Kidnapping	2	13	5	54	11	2	5
Human Trafficking	0	1	0	0	0	0	0
<b>Total</b>	<b>156</b>	<b>494</b>	<b>295</b>	<b>5,849</b>	<b>361</b>	<b>27</b>	<b>130</b>

## Type of Weapon Used in Commission of Crime

Up to three different types of weapons can be entered for each offense

Offense	Firearm	Handgun	Shotgun	Other Firearm	Knife	Blunt Object	Personal Weapons	Others	Asphyxiation
Murder	4	19	1	0	4	2	4	7	0
Negligent Manslaughter	0	0	0	0	0	0	1	9	1
Rape	0	3	0	0	3	2	650	57	3
Sodomy	0	0	0	0	1	0	137	6	0
Sexual Assault w/Object	0	0	0	0	0	4	146	17	0
Fondling	0	1	0	0	0	1	827	90	0
Aggravated Assault	83	376	43	16	393	251	970	454	148
Simple Assault	0	0	0	0	0	0	7,676	883	0
Intimidation	0	0	0	0	0	0	0	0	0
Kidnapping	2	12	0	1	5	1	108	28	0
Incest	0	0	0	0	0	0	0	0	0
Statutory Rape	0	0	0	0	0	0	0	0	0
Human Trafficking	0	0	0	0	0	0	1	2	0
<b>Total</b>	<b>89</b>	<b>411</b>	<b>44</b>	<b>17</b>	<b>406</b>	<b>261</b>	<b>10,520</b>	<b>1,553</b>	<b>152</b>

## Idaho Victims by Race/Ethnicity

Offense	White	Black / African American	American Indian / Alaska Native	Asian	Unk	Hispanic / Latino	Not Hispanic / Latino	Unk
Murder	37	2	0	0	0	3	32	4
Negligent Manslaughter	10	0	0	0	1	0	6	5
Rape	665	18	7	4	34	65	504	159
Sodomy	141	3	1	0	6	14	105	32
Sexual Assault w/Object	175	5	0	2	5	12	108	67
Fondling	1,081	12	11	2	61	99	698	370
Aggravated Assault	2,828	81	47	28	88	401	2,071	600
Simple Assault	9,712	236	151	89	305	1,219	7,055	2,219
Intimidation	1,506	20	12	14	74	151	1,128	347
Kidnapping	219	3	2	1	6	35	156	40
Incest	21	0	0	0	7	4	13	11
Statutory Rape	46	0	0	1	1	6	31	11
Human Trafficking	7	0	0	0	0	0	3	4
<b>Total</b>	<b>16,448</b>	<b>380</b>	<b>231</b>	<b>141</b>	<b>588</b>	<b>2,009</b>	<b>11,910</b>	<b>3,869</b>

# 2021 Idaho Crimes Against Persons

## Relationship of Victim to Offender(s) by Offense

Count represents the victim's relationship to single or multiple offenders within each incident

Relationship	Murder	Negligent Man-slaughter	Rape	Sodomy	Sexual Assault w/Object	Fondling	Aggra-vated Assault	Simple Assault	Intimi-dation	Kidnap	Incest	Statutory Rape	Human Trafficking	Total
Acquaintance	16	0	236	41	62	261	533	1,945	361	32	0	6	0	3,493
Babysittee	0	0	1	1	0	14	3	7	1	0	0	0	0	27
Boyfriend/Girlfriend	3	0	118	21	13	38	534	1,843	169	60	0	18	0	2,817
Child	1	1	19	9	24	161	144	875	49	19	12	2	0	1,316
Child of Boyfriend/Girlfriend	0	0	1	0	3	34	6	47	1	2	0	0	0	94
CommonLaw Spouse	0	0	2	0	1	0	39	156	15	5	0	0	0	218
Employee	0	0	1	0	0	4	9	56	3	0	0	0	0	73
Employer	0	0	3	1	0	7	10	38	6	2	0	1	0	68
ExRelationship (ExBoyfriend/ExGirlfriend)	0	0	28	3	2	10	60	229	121	19	0	1	0	473
ExSpouse	0	0	7	1	2	0	34	186	123	13	0	0	0	366
Friend	2	1	86	20	18	78	128	407	63	16	0	7	0	826
Grandchild	1	1	0	0	2	37	2	29	2	2	0	0	0	76
Grandparent	0	0	0	0	0	0	10	57	3	0	0	0	0	70
Inlaw	1	0	2	0	0	1	18	71	19	0	0	0	0	112
Neighbor	2	2	5	1	1	14	95	241	107	0	0	0	0	468
Other Family Member	0	0	18	10	8	140	60	239	28	3	3	2	0	511
Otherwise Known	7	1	34	11	10	82	286	891	207	15	0	3	17	1,564
Parent	2	0	1	0	0	0	86	554	37	3	0	0	0	683
Sibling	0	0	12	10	6	75	65	300	20	1	14	1	0	504
Spouse	3	2	18	1	5	9	346	1,383	101	30	0	0	0	1,898
Stepchild	1	0	12	1	7	72	15	120	9	2	0	0	0	239
Stepparent	0	0	1	1	2	13	20	61	2	1	0	0	0	101
Stepsibling	0	0	3	4	6	20	3	9	0	0	0	0	0	45
Stranger	4	1	50	10	11	54	607	1,151	150	18	0	4	0	2,060
Relationship Unknown	8	5	113	20	23	116	382	756	201	22	0	6	2	1,654
Victim Was Offender	0	0	0	0	0	0	186	1,786	54	8	4	0	0	2,038

# 2021 Idaho Statewide Crime Profile

## Relational Category

Intimate Partner Violence	
<u>2020</u>	<u>2021</u>
5,850	5,772

down  
1.3%

Data counts indicate those relationships in which two individuals now have or have had an intimate relationship with one another.

Intimate Partner Violence		
<u>Victim Type</u>	<u>Reported</u>	<u>Distribution</u>
Boy/Girlfriend	2,817	48.8%
Spouse	1,898	32.9%
Ex-Spouse	366	6.3%
Common-law Spouse	218	3.8%
Ex-Relationship (Ex-Boy/Girlfriend)	473	8.2%

Violence Against Children	
<u>2020</u>	<u>2021</u>
1,687	1,752

up  
3.9%

Data counts indicate those relationships in which the offender is identified as having a parental, guardian, or caretaker role with the victim.

Violence Against Children		
<u>Victim Type</u>	<u>Reported</u>	<u>Distribution</u>
Child	1,316	75.1%
Stepchild	239	13.6%
Child of Boy/Girlfriend	94	5.4%
Grandchild	76	4.3%
Babysittee	27	1.5%

Family Violence	
<u>2020</u>	<u>2021</u>
2,079	2,026

down  
2.5%

Data counts indicate those relationships in which the victim and the offender are related by blood or marriage. Excluded are those relationships listed in another category.

Family Violence		
<u>Victim Type</u>	<u>Reported</u>	<u>Distribution</u>
Parent	683	33.7%
Sibling	504	24.9%
Other Family	511	25.2%
Stepparent	101	5.0%
In-Law	112	5.5%
Stepsibling	45	2.2%
Grandparent	70	3.5%

Other Relational Violence	
<u>2020</u>	<u>2021</u>
6,377	6,492

up  
1.8%

Data counts indicate those relationships that are not classified under the other categories listed above.

Other Relational Violence		
<u>Victim Type</u>	<u>Reported</u>	<u>Distribution</u>
Acquaintance	3,493	53.8%
Friend	826	12.7%
Neighbor	468	7.2%
Employee/Employer	141	2.2%
Otherwise Known	1,564	24.1%

# 2021 Idaho Crimes Against Persons

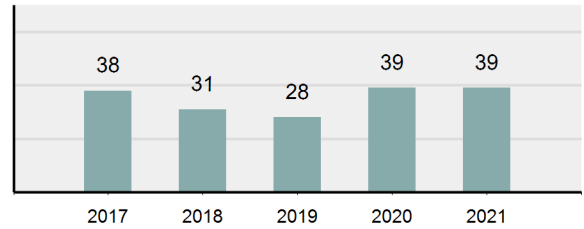
## Murder

- The willful killing of one human being by another -

The classification of this offense is based solely on police investigation as opposed to the determination of a court, medical examiner, coroner, jury, or other judicial body. Deaths caused by negligence, suicide, accident, or justifiable homicide are not included in the offense of murder. Attempts and assaults to murder are classified as aggravated assaults and not as murder.

Murder	
Offenses Reported	39
Changes from 2020	
Rate per 100,000*	2.17
Total Arrests	27

### Murder Count - 5 Year Trend



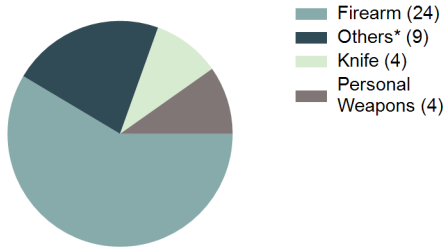
### Top Locations of Murder

Residence/Home	53.85%
Highway/Road/Alley/Street/Sidewalk	12.82%
Hotel/Motel/Etc.	7.69%
Jail/Prison/Penitentiary/Corrections Facility	7.69%
Shopping Mall	5.13%

### Top Relationships of Victim to Offender(s)

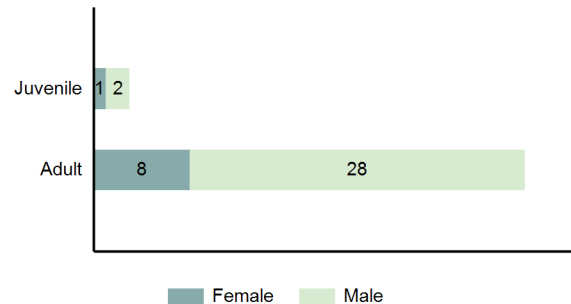
Acquaintance	31.37%
Relationship Unknown	15.69%
Otherwise Known	13.73%
Stranger	7.84%
Boyfriend/Girlfriend	5.88%

### Type of Weapons Used



\*Others: Blunt Object, Motor Vehicle, Poison, Explosives, Fire/Incendiary Device, Drugs/Narcotics/Sleeping Pills, Asphyxiation, Others, Unknown

### Victim Types



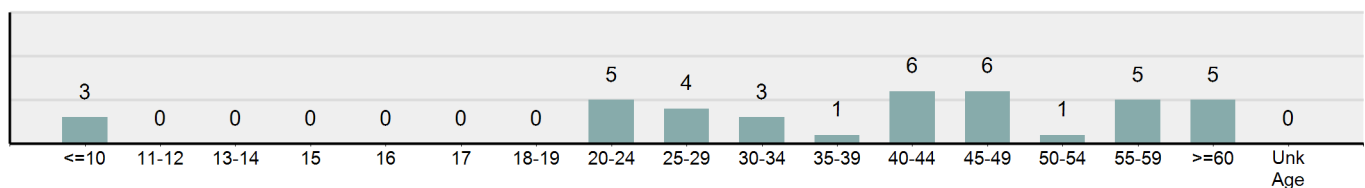
### Arrestee Information

Race	Adult		Juvenile	
	Male	Female	Male	Female
White	16	2	1	0
Black	5	0	0	0
Indian	1	0	1	0
Asian	0	0	0	0
Unknown	1	0	0	0
Ethnicity				
Non-Hispanic	18	2	0	0
Hispanic	3	0	0	0
Unknown	2	0	2	0

### Top Murder Circumstances

Argument	45.00%
Unknown Circumstances	25.00%
Other Circumstances	15.00%
Drug Dealing	10.00%
Other Felony Involved	5.00%

### Victim Count of Murder by Age



\*Population Base: 1,798,888

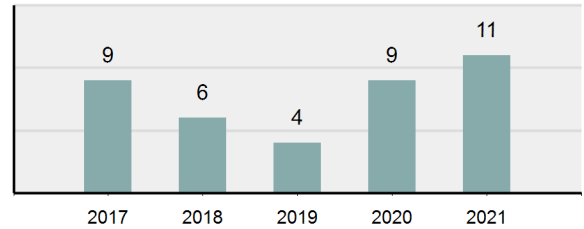
# 2021 Idaho Crimes Against Persons

## Negligent Manslaughter

- The killing of another person through negligence. This offense does not include Vehicular Manslaughter -

Negligent Manslaughter	
Offenses Reported	11
Changes from 2020	22.22%
Rate per 100,000*	0.61
Total Arrests	5

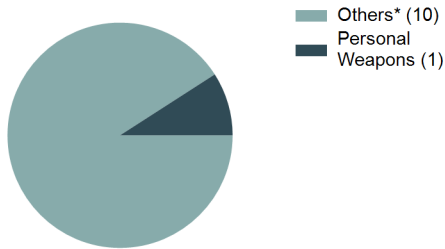
**Negligent Manslaughter Count - 5 Year Trend**



Top Locations of Negligent Manslaughter	
Highway/Road/Alley/Street/Sidewalk	54.55%
Residence/Home	36.36%
Other/Unknown	9.09%

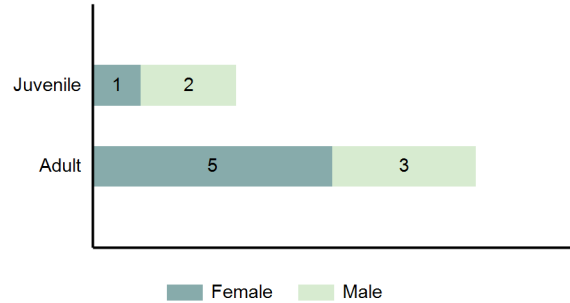
Top Relationships of Victim to Offender(s)	
Relationship Unknown	35.71%
Spouse	14.29%
Neighbor	14.29%
Child	7.14%
Friend	7.14%

**Type of Weapons Used**



\*Others: Blunt Object, Motor Vehicle, Poison, Explosives, Fire/Incendiary Device, Drugs/Narcotics/Sleeping Pills, Asphyxiation, Others, Unknown

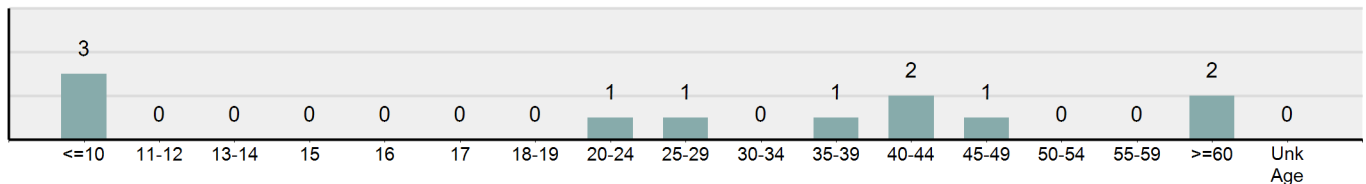
**Victim Types**



	Adult		Juvenile	
	Male	Female	Male	Female
<b>Race</b>				
White	3	2	0	0
Black	0	0	0	0
Indian	0	0	0	0
Asian	0	0	0	0
Unknown	0	0	0	0
<b>Ethnicity</b>				
Non-Hispanic	3	2	0	0
Hispanic	0	0	0	0
Unknown	0	0	0	0

Top Negligent Manslaughter Circumstances	
Other Negligent Killing	100.00%

**Victim Count of Negligent Manslaughter by Age**



\*Population Base: 1,798,888



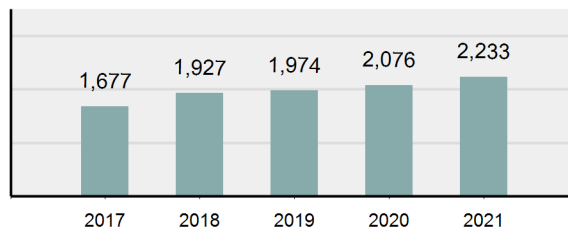
# 2021 Idaho Crimes Against Persons

## Non-Consensual Sex Offenses

- Any sexual act directed against another person, forcible and/or against that person's will; or not forcible or against the person's will where the victim is incapable of giving consent -

Non-Consensual Sex Offenses	
Offenses Reported	2,233
Changes from 2020	7.56%
Rate per 100,000*	124.13
Total Arrests	301

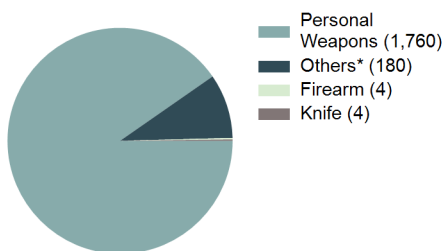
**Non-Consensual Sex Offenses Count - 5 Year Trend**



Top Locations of Non-Consensual Sex Offenses	
Residence/Home	74.61%
Hotel/Motel/Etc.	3.45%
Other/Unknown	2.82%
Highway/Road/Alley/Street/Sidewalk	2.55%
School-Elementary/Secondary	2.51%

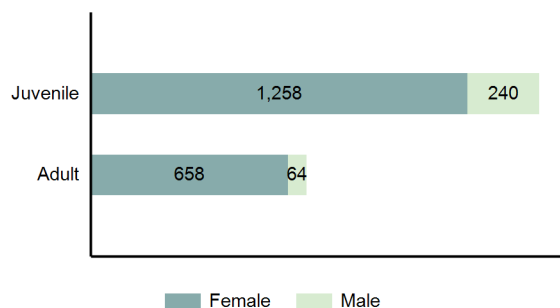
Top Relationships of Victim to Offender(s)	
Acquaintance	26.64%
Child	9.46%
Friend	8.97%
Boyfriend/Girlfriend	8.44%
Other Family Member	7.82%

**Type of Weapons Used**



\*Others: Blunt Object, Motor Vehicle, Poison, Explosives, Fire/Incendiary Device, Drugs/Narcotics/Sleeping Pills, Asphyxiation, Others, Unknown

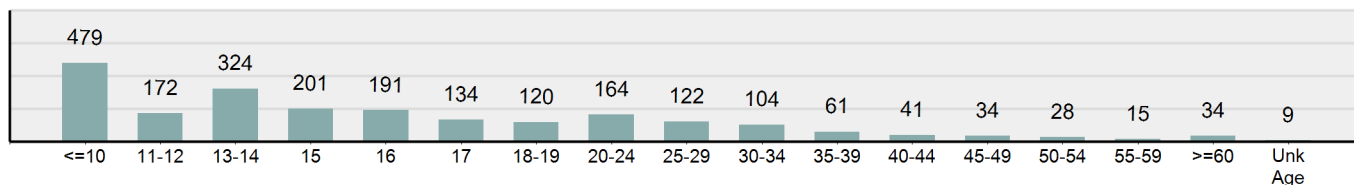
**Victim Types\*\***



	Arrestee Information			
	Adult		Juvenile	
<u>Race</u>	Male	Female	Male	Female
White	191	7	64	3
Black	12	0	1	0
Indian	6	1	1	0
Asian	3	0	0	0
Unknown	5	1	4	2
<u>Ethnicity</u>				
Non-Hispanic	171	5	37	2
Hispanic	25	2	8	0
Unknown	21	2	25	3

Top Types Of Injury	
Apparent Minor Injury	9.90%
Possible Internal Injury	4.32%
Other Major Injury	0.85%
Unconsciousness	0.36%
Apparent Broken Bones	0.09%

**Victim Count of Non-Consensual Sex Offenses by Age**



\*Population Base: 1,798,888

\*\*Does not include 13 victims whose gender or age is unknown.

# 2021 Idaho Crimes Against Persons

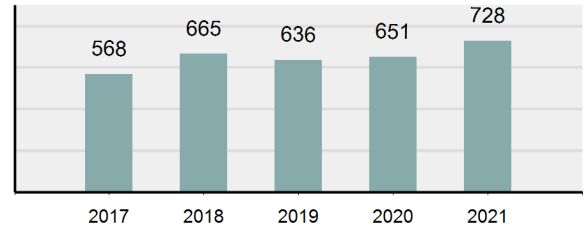
## Rape

- The carnal knowledge of a person, forcible and/or against that person's will; or not forcible or against the person's will where the victim is incapable of giving consent -

Attempts to rape are included in this category. Statutory rape (without force) is not included, having a classification of its own.

### Rape Count - 5 Year Trend

Rape	
Offenses Reported	728
Changes from 2020	11.83%
Rate per 100,000*	40.47
Total Arrests	88



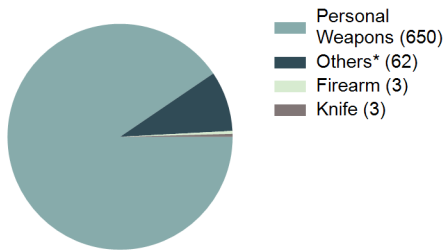
### Top Locations of Rape

Residence/Home	72.25%
Hotel/Motel/Etc.	5.91%
Other/Unknown	3.57%
Highway/Road/Alley/Street/Sidewalk	3.16%
Parking/Drop Lot/Garage	2.61%

### Top Relationships of Victim to Offender(s)

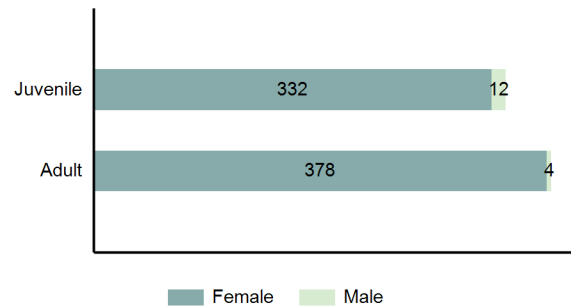
Acquaintance	33.05%
Boyfriend/Girlfriend	16.53%
Friend	12.04%
Relationship Unknown	7.00%
Stranger	7.00%

### Type of Weapons Used



\*Others: Blunt Object, Motor Vehicle, Poison, Explosives, Fire/Incendiary Device, Drugs/Narcotics/Sleeping Pills, Asphyxiation, Others, Unknown

### Victim Types



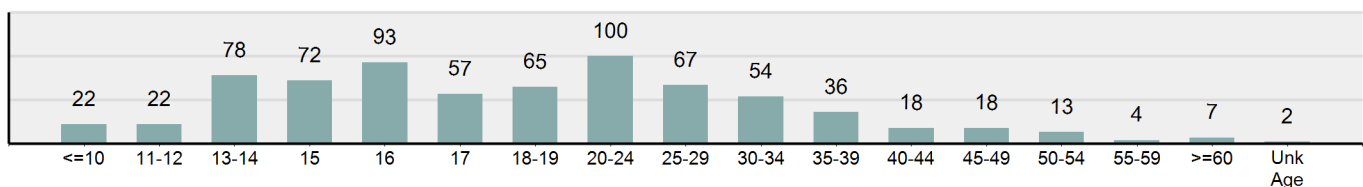
### Arrestee Information

Race	Adult		Juvenile	
	Male	Female	Male	Female
White	61	1	12	0
Black	5	0	1	0
Indian	2	0	0	0
Asian	3	0	0	0
Unknown	3	0	0	0
Ethnicity				
Non-Hispanic	57	1	6	0
Hispanic	11	0	0	0
Unknown	6	0	7	0

### Top Types Of Injury

Apparent Minor Injury	13.74%
Possible Internal Injury	6.80%
Other Major Injury	1.09%
Unconsciousness	0.95%
Apparent Broken Bones	0.27%

### Victim Count of Rape by Age



\*Population Base: 1,798,888

\*\*Does not include 2 victims whose gender or age is unknown.

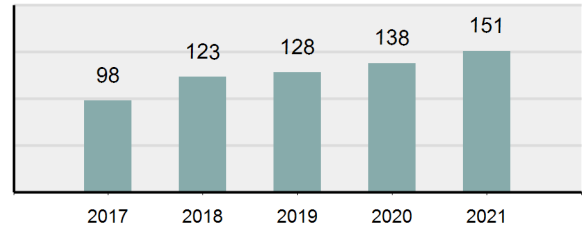
# 2021 Idaho Crimes Against Persons

## Sodomy

- The oral or anal sexual intercourse with another person, forcible and/or against that person's will; or not forcible or against the person's will where the victim is incapable of giving consent -

Sodomy	
Offenses Reported	151
Changes from 2020	9.42%
Rate per 100,000*	8.39
Total Arrests	13

**Sodomy Count - 5 Year Trend**



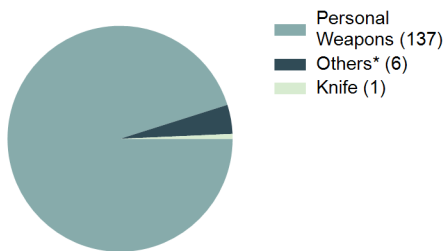
**Top Locations of Sodomy**

Residence/Home	74.83%
School-Elementary/Secondary	3.97%
Hotel/Motel/Etc.	3.31%
Jail/Prison/Penitentiary/Corrections Facility	3.31%
Park/Playground	2.65%

**Top Relationships of Victim to Offender(s)**

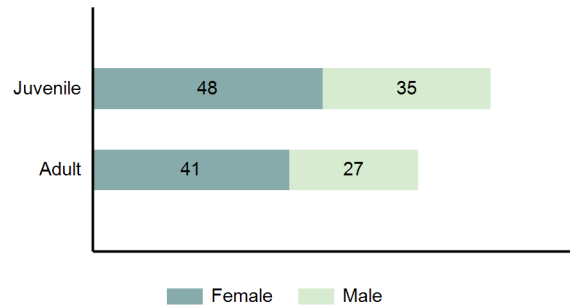
Acquaintance	25.62%
Boyfriend/Girlfriend	13.13%
Friend	12.50%
Otherwise Known	6.88%
Stranger	6.25%

**Type of Weapons Used**



\*Others: Blunt Object, Motor Vehicle, Poison, Explosives, Fire/Incendiary Device, Drugs/Narcotics/Sleeping Pills, Asphyxiation, Others, Unknown

**Victim Types**



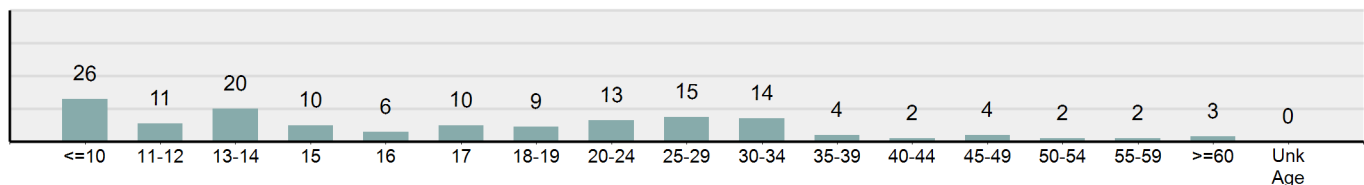
**Arrestee Information**

	Adult		Juvenile	
	Male	Female	Male	Female
<b>Race</b>				
White	4	0	5	3
Black	1	0	0	0
Indian	0	0	0	0
Asian	0	0	0	0
Unknown	0	0	0	0
<b>Ethnicity</b>				
Non-Hispanic	5	0	2	2
Hispanic	0	0	1	0
Unknown	0	0	2	1

**Top Types Of Injury**

Apparent Minor Injury	21.05%
Possible Internal Injury	3.95%

**Victim Count of Sodomy by Age**



\*Population Base: 1,798,888

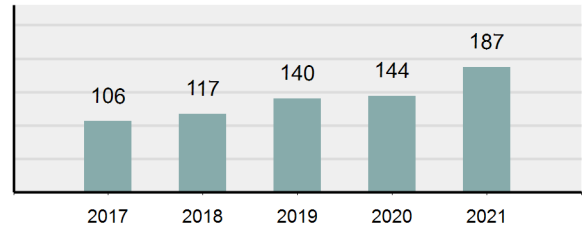
# 2021 Idaho Crimes Against Persons

## Sexual Assault with an Object

- To use an object or instrument (anything other than the offender's genitalia) to unlawfully penetrate the genital or anal opening of the body of another person, forcible and/or against that person's will; or not forcible or against the person's will where the victim is incapable of giving consent -

Sexual Assault with an Object	
Offenses Reported	187
Changes from 2020	29.86%
Rate per 100,000*	10.40
Total Arrests	20

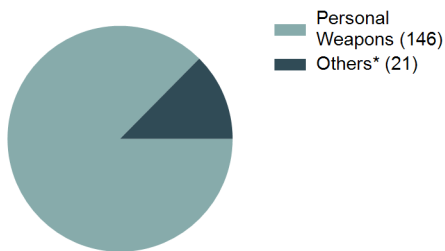
**Sexual Assault with an Object Count - 5 Year Trend**



Top Locations of Sexual Assault with an Object	
Residence/Home	74.33%
Park/Playground	3.74%
Highway/Road/Alley/Street/Sidewalk	3.74%
Hotel/Motel/Etc.	3.21%
Drug Store/Doctor's Office/Hospital	2.14%

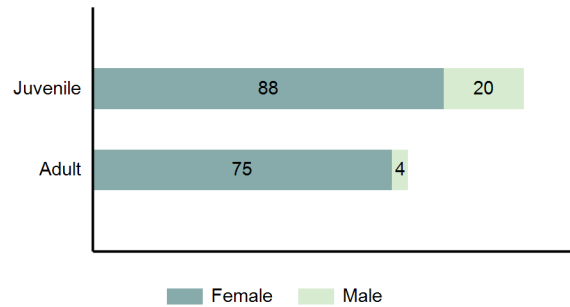
Top Relationships of Victim to Offender(s)	
Acquaintance	32.98%
Child	12.77%
Friend	9.57%
Boyfriend/Girlfriend	6.91%
Stranger	5.85%

**Type of Weapons Used**



\*Others: Blunt Object, Motor Vehicle, Poison, Explosives, Fire/Incendiary Device, Drugs/Narcotics/Sleeping Pills, Asphyxiation, Others, Unknown

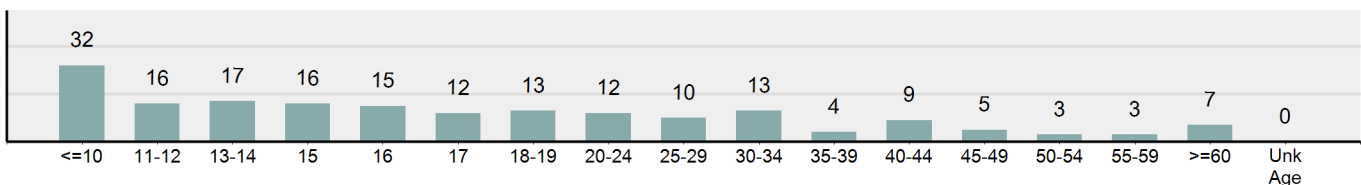
**Victim Types**



	Arrestee Information			
	Adult		Juvenile	
<u>Race</u>	Male	Female	Male	Female
White	13	0	3	0
Black	2	0	0	0
Indian	0	0	0	0
Asian	0	0	0	0
Unknown	1	0	1	0
<u>Ethnicity</u>				
Non-Hispanic	14	0	2	0
Hispanic	0	0	0	0
Unknown	2	0	2	0

Top Types Of Injury	
Apparent Minor Injury	13.37%
Possible Internal Injury	4.81%
Other Major Injury	0.53%

**Victim Count of Sexual Assault with an Object by Age**



\*Population Base: 1,798,888

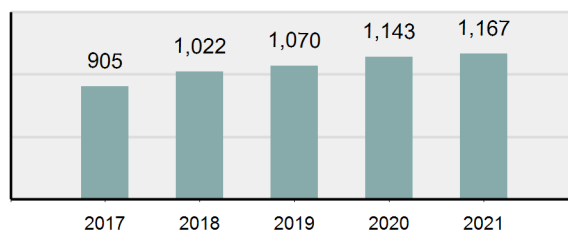
# 2021 Idaho Crimes Against Persons

## Fondling

- The touching of the private body parts of another person for the purpose of sexual gratification, forcible and/or against that person's will; or not forcible or against the person's will where the victim is incapable of giving consent -

*This offense is an element of rape, sodomy, and sexual assault with an object; therefore, only reported when it is the sole sex offense committed against a victim.*

### Fondling Count - 5 Year Trend



Fondling	
Offenses Reported	1,167
Changes from 2020	2.10%
Rate per 100,000*	64.87
Total Arrests	180

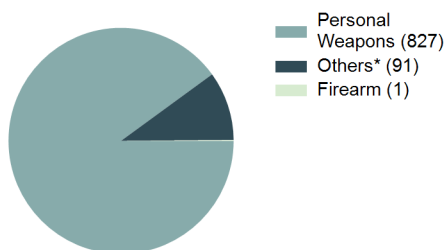
### Top Locations of Fondling

Residence/Home	76.09%
School-Elementary/Secondary	3.43%
Other/Unknown	2.83%
Highway/Road/Alley/Street/Sidewalk	2.06%
Hotel/Motel/Etc.	1.97%

### Top Relationships of Victim to Offender(s)

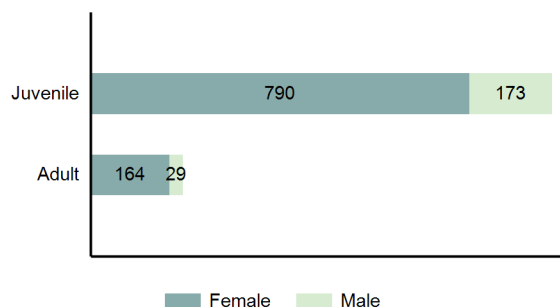
Acquaintance	21.93%
Child	13.53%
Other Family Member	11.76%
Otherwise Known	6.89%
Friend	6.55%

### Type of Weapons Used



\*Others: Blunt Object, Motor Vehicle, Poison, Explosives, Fire/Incendiary Device, Drugs/Narcotics/Sleeping Pills, Asphyxiation, Others, Unknown

### Victim Types\*\*




### Arrestee Information

Race	Adult		Juvenile	
	Male	Female	Male	Female
White	113	6	44	0
Black	4	0	0	0
Indian	4	1	1	0
Asian	0	0	0	0
Unknown	1	1	3	2
Ethnicity				
Non-Hispanic	95	4	27	0
Hispanic	14	2	7	0
Unknown	13	2	14	2

### Top Types Of Injury

Apparent Minor Injury	5.47%
Possible Internal Injury	2.74%
Other Major Injury	0.86%
Unconsciousness	0.09%

### Victim Count of Fondling by Age



\*Population Base: 1,798,888

\*\*Does not include 11 victims whose gender or age is unknown.

# 2021 Idaho Crimes Against Persons

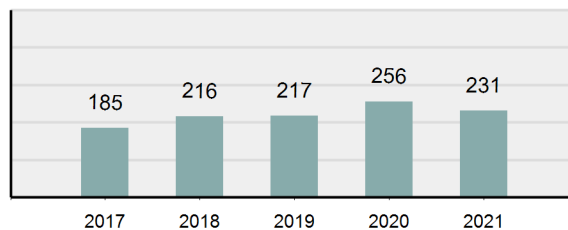
## Kidnapping

- The unlawful seizure, transportation, and/or detention of a person against his/her will, or a minor without the consent of his/her parent(s) or legal guardian -

Although the object of a kidnapping may be to obtain money or property, kidnapping is a crime against persons. This offense includes not only kidnapping and abduction, but hostage taking as well. This category is intended to capture information on only the persons actually kidnapped or abducted, not those persons or organizations paying ransoms. Therefore, for each offense of kidnapping, the victims are only the persons taken or detained against their will.

Kidnapping	
Offenses Reported	231
Changes from 2020	-9.77%
Rate per 100,000*	12.84
Total Arrests	68

### Kidnapping Count - 5 Year Trend



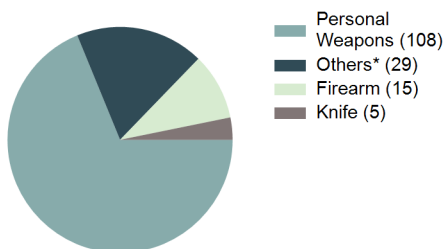
### Top Locations of Kidnapping

Residence/Home	71.43%
Highway/Road/Alley/Street/Sidewalk	10.82%
Other/Unknown	4.76%
Parking/Drop Lot/Garage	3.90%
Field/Woods	1.73%

### Top Relationships of Victim to Offender(s)

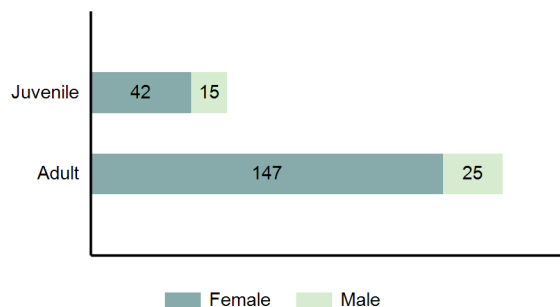
Boyfriend/Girlfriend	22.56%
Acquaintance	12.03%
Spouse	11.28%
Child	7.14%
Ex-Relationship (Ex-Boyfriend/Ex-Girlfriend)	7.14%

### Type of Weapons Used



\*Others: Blunt Object, Motor Vehicle, Poison, Explosives, Fire/Incendiary Device, Drugs/Narcotics/Sleeping Pills, Asphyxiation, Others, Unknown

### Victim Types



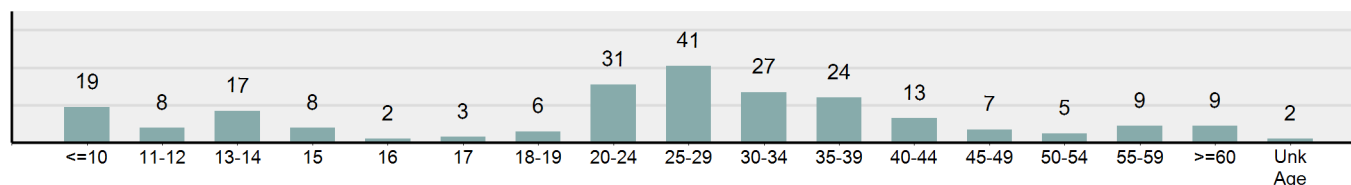
### Arrestee Information

Race	Adult		Juvenile	
	Male	Female	Male	Female
White	53	8	1	0
Black	2	0	0	0
Indian	1	0	0	0
Asian	0	0	0	0
Unknown	2	0	1	0
Ethnicity				
Non-Hispanic	34	5	0	0
Hispanic	18	3	0	0
Unknown	6	0	2	0

### Top Types Of Injury

Apparent Minor Injury	22.59%
Possible Internal Injury	5.44%
Other Major Injury	4.60%
Severe Laceration	2.09%
Unconsciousness	2.09%

### Victim Count of Kidnapping by Age



\*Population Base: 1,798,888

\*\*Does not include 2 victims whose gender or age is unknown.

# 2021 Idaho Crimes Against Persons

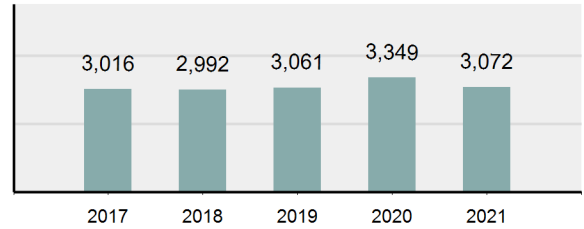
## Aggravated Assault

- An unlawful attack by one person upon another wherein the offender uses a weapon or displays it in a threatening manner, or the victim suffers obvious severe or aggravated bodily injury involving apparent broken bones, loss of teeth, possible internal injury, severe laceration, or loss of consciousness -

It is not necessary that a victim sustain an injury from an aggravated assault when the weapon used has the potential to cause serious personal injury. Attempted murders are included in this category

Aggravated Assault	
Offenses Reported	3,072
Changes from 2020	-8.27%
Rate per 100,000*	170.77
Total Arrests	1,482

**Aggravated Assault Count - 5 Year Trend**



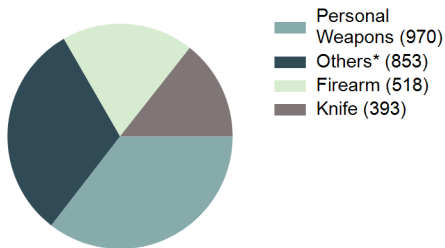
**Top Locations of Aggravated Assault**

Residence/Home	56.71%
Highway/Road/Alley/Street/Sidewalk	16.50%
Bar/Nightclub	3.81%
Parking/Drop Lot/Garage	3.19%
Other/Unknown	2.38%

**Top Relationships of Victim to Offender(s)**

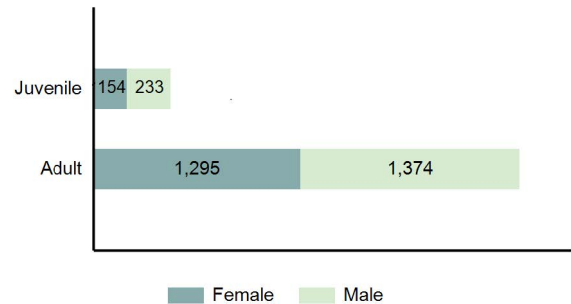
Stranger	17.05%
Boyfriend/Girlfriend	15.00%
Acquaintance	14.97%
Spouse	9.72%
Otherwise Known	8.03%

**Type of Weapons Used**



\*Others: Blunt Object, Motor Vehicle, Poison, Explosives, Fire/Incendiary Device, Drugs/Narcotics/Sleeping Pills, Asphyxiation, Others, Unknown

**Victim Types\*\***



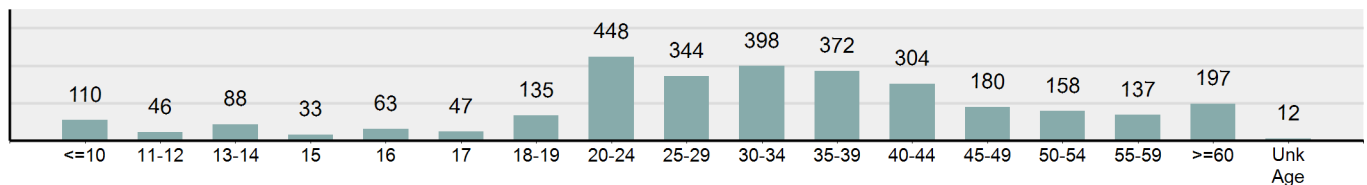
**Arrestee Information**

	Adult		Juvenile	
	Male	Female	Male	Female
<b>Race</b>				
White	988	220	75	21
Black	62	6	4	1
Indian	22	10	3	2
Asian	15	5	1	1
Unknown	36	5	5	0
<b>Ethnicity</b>				
Non-Hispanic	797	188	44	16
Hispanic	221	37	12	3
Unknown	105	21	32	6

**Top Types Of Injury**

Apparent Minor Injury	19.54%
Possible Internal Injury	11.69%
Other Major Injury	10.11%
Severe Laceration	8.82%
Apparent Broken Bones	4.64%

**Victim Count of Aggravated Assault by Age**



\*Population Base: 1,798,888

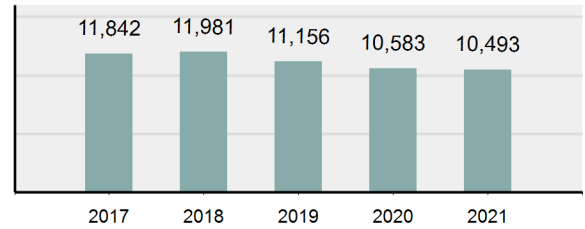
\*\*Does not include 16 victims whose gender or age is unknown.

# 2021 Idaho Crimes Against Persons

## Simple Assault

An unlawful physical attack by one person upon another where neither the offender displays a weapon, nor the victim suffers obvious severe or aggravated bodily injury involving apparent broken bones, loss of teeth, possible internal injury, severe laceration, or loss of consciousness -

Simple Assault Count - 5 Year Trend



Simple Assault	
Offenses Reported	10,493
Changes from 2020	-0.85%
Rate per 100,000*	583.30
Total Arrests	3,215

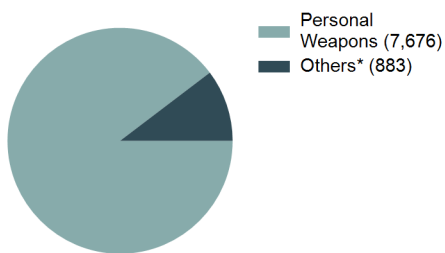
Top Locations of Simple Assault

Residence/Home	63.24%
Highway/Road/Alley/Street/Sidewalk	8.29%
Bar/Nightclub	3.82%
School-Elementary/Secondary	3.38%
Parking/Drop Lot/Garage	2.58%

Top Relationships of Victim to Offender(s)

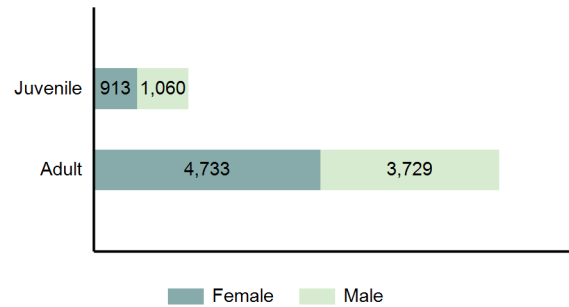
Acquaintance	14.73%
Boyfriend/Girlfriend	13.96%
Victim Was Offender	13.52%
Spouse	10.47%
Stranger	8.72%

Type of Weapons Used



\*Others: Blunt Object, Motor Vehicle, Poison, Explosives, Fire/Incendiary Device, Drugs/Narcotics/Sleeping Pills, Asphyxiation, Others, Unknown

Victim Types\*\*



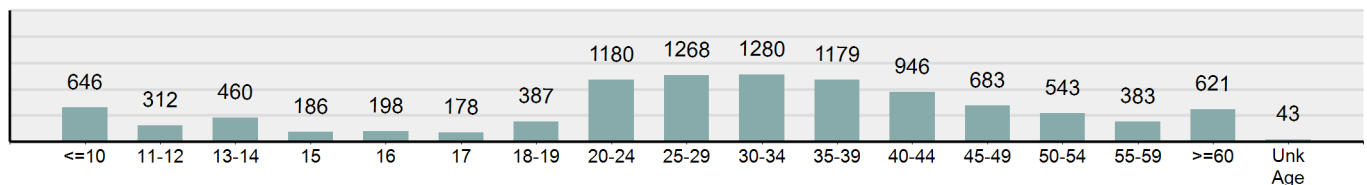
Arrestee Information

Race	Adult		Juvenile	
	Male	Female	Male	Female
White	1,739	719	288	156
Black	77	15	25	13
Indian	35	17	9	6
Asian	19	6	2	2
Unknown	31	19	27	10
Ethnicity				
Non-Hispanic	1,341	533	199	103
Hispanic	293	93	29	29
Unknown	267	150	123	55

Top Types Of Injury

Apparent Minor Injury	47.01%
-----------------------	--------

Victim Count of Simple Assault by Age



\*Population Base: 1,798,888

\*\*Does not include 58 victims whose gender or age is unknown.



# 2021 Idaho Crimes Against Persons

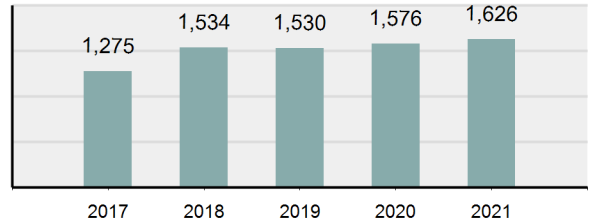
## Intimidation

- To unlawfully place another person in reasonable fear of bodily harm through the use of threatening words and/or other conduct, but without displaying a weapon or subjecting the victim to actual physical attack -

*Intimidation can be made in person, by telephone, or in writing. Stalking incidents and bomb threats are included in this category.*

Intimidation	
Offenses Reported	1,626
Changes from 2020	3.17%
Rate per 100,000*	90.39
Total Arrests	282

**Intimidation Count - 5 Year Trend**



**Top Locations of Intimidation**

Residence/Home	56.77%
Highway/Road/Alley/Street/Sidewalk	7.75%
School-Elementary/Secondary	6.58%
Cyberspace	4.24%
Jail/Prison/Penitentiary/Corrections Facility	3.32%

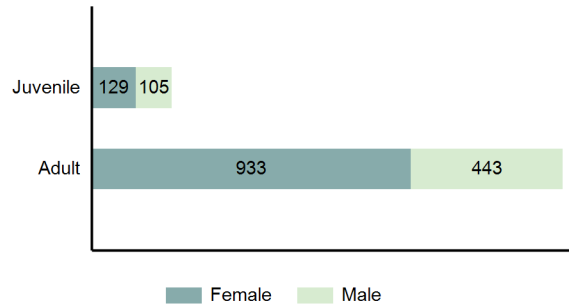
**Top Relationships of Victim to Offender(s)**

Acquaintance	20.52%
Otherwise Known	11.77%
Boyfriend/Girlfriend	9.61%
Stranger	8.53%
ExSpouse	6.99%

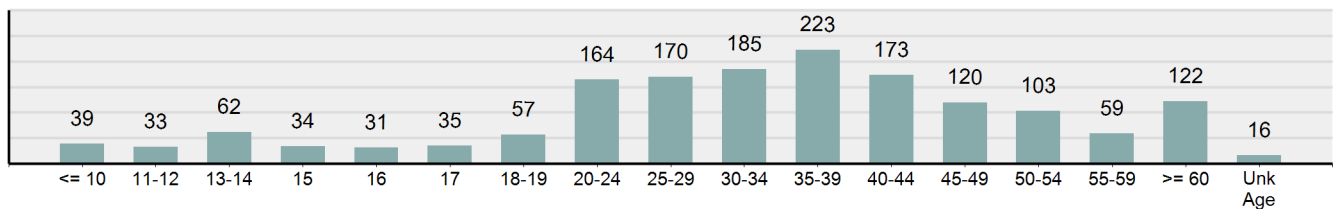
**Arrestee Information**

Race	Adult		Juvenile	
	Male	Female	Male	Female
White	207	25	23	2
Black	5	0	5	0
Indian	3	1	2	0
Asian	1	0	0	0
Unknown	4	1	3	0
<b>Ethnicity</b>				
Non Hispanic	168	21	21	1
Hispanic	29	1	1	1
Unknown	23	5	11	0

**Victim Types**



**Victim Count by Age**



\*Population Base: 1,798,888

\*\*Does not include 16 victims whose gender or age is unknown.

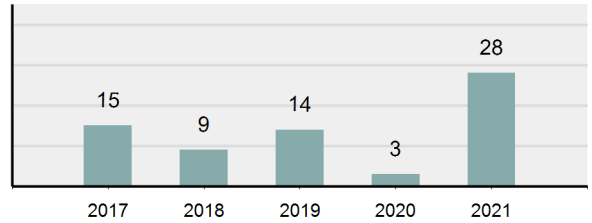
# 2021 Idaho Crimes Against Persons

## Incest

- Non-forcible sexual intercourse with persons who are related to each other within the degrees wherein marriage is prohibited by law -

Incest	
Offenses Reported	28
Changes from 2020	833.33%
Rate per 100,000*	1.56
Total Arrests	2

**Incest Count - 5 Year Trend**



**Top Locations of Incest**

Residence/Home	92.86%
Highway/Road/Alley/Street/Sidewalk	7.14%

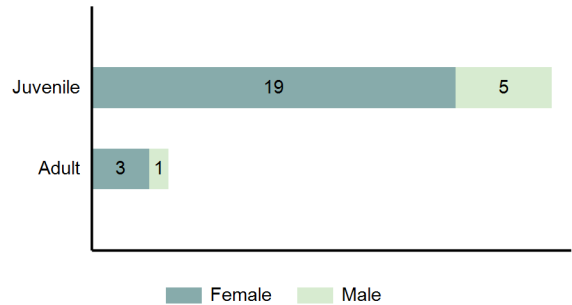
**Top Relationships of Victim to Offender(s)**

Sibling	48.28%
Child	41.38%
Other Family Member	10.34%
Acquaintance	
Friend	

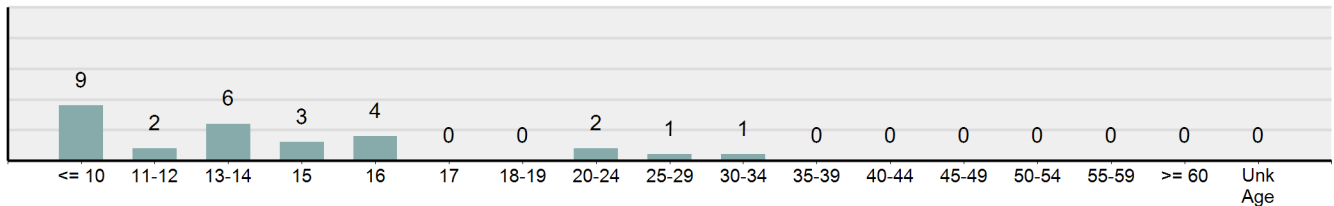
**Arrestee Information**

Race	Adult		Juvenile	
	Male	Female	Male	Female
White	2	0	0	0
Black	0	0	0	0
Indian	0	0	0	0
Asian	0	0	0	0
Unknown	0	0	0	0
<b>Ethnicity</b>				
Non Hispanic	2	0	0	0
Hispanic	0	0	0	0
Unknown	0	0	0	0

**Victim Types**



**Victim Count by Age**



\*Population Base: 1,798,888

# 2021 Idaho Crimes Against Persons

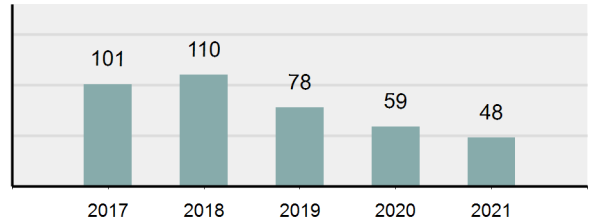
## Statutory Rape

- Non-forcible sexual intercourse with a person who is under the statutory age of consent -

Statutory age of consent in Idaho is 18 years of age.

### Statutory Rape Count - 5 Year Trend

Statutory Rape	
Offenses Reported	48
Changes from 2020	-18.64%
Rate per 100,000*	2.67
Total Arrests	8



### Top Locations of Statutory Rape

Residence/Home	56.25%
Other/Unknown	12.50%
Parking/Drop Lot/Garage	6.25%
Park/Playground	4.17%
Restaurant	4.17%

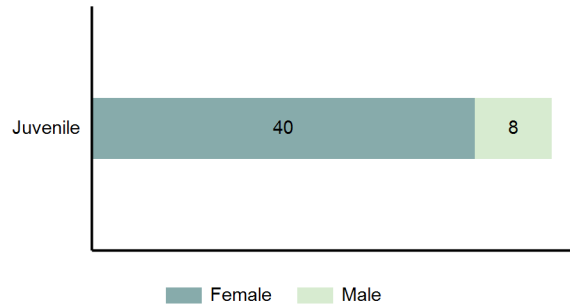
### Top Relationships of Victim to Offender(s)

Boyfriend/Girlfriend	36.00%
Friend	14.00%
Acquaintance	12.00%
Relationship Unknown	10.00%
Stranger	8.00%

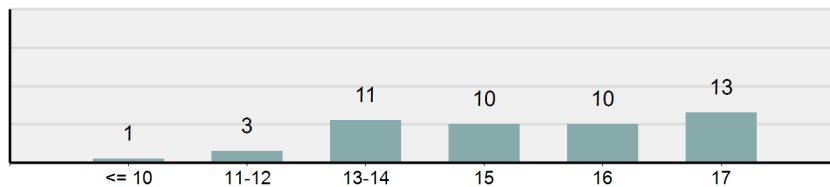
### Arrestee Information

Race	Adult		Juvenile	
	Male	Female	Male	Female
White	6	1	1	0
Black	0	0	0	0
Indian	0	0	0	0
Asian	0	0	0	0
Unknown	0	0	0	0
<b>Ethnicity</b>				
Non Hispanic	3	1	0	0
Hispanic	0	0	1	0
Unknown	3	0	0	0

### Victim Types



### Victim Count by Age



\*Population Base: 1,798,888