

Agency 2023 Crime Report

CALDWELL Police Department

Population: 68,731
County: Canyon

Offense Overview

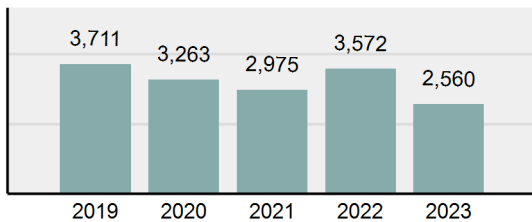
- Offense total 2,560
- % change from 2022 **-28.33%**
- # of cleared offenses 1,246
- Percent cleared 48.67%
- Group "A" crime rate per 100,000 population 3,724.67
- Summary-based reporting crime rate per 100,000 populated is calculated for other state crime comparisons only 1,123.22

Arrest Overview

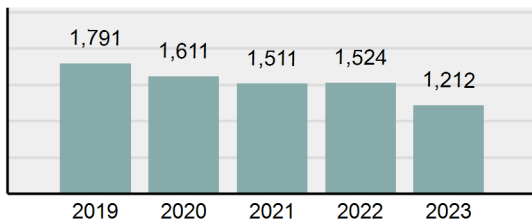
- Arrest total 1,212
- % change from 2022 **-20.47%**
- Adult arrest total 1,119
- Juvenile arrest total 93
- Arrest rate per 100,000 population 1,763.40

Group "A" Offenses	Offenses		Arrests	
	# Reported	# Cleared	Adult	Juvenile
Murder	1	0	0	0
Negligent Manslaughter	0	0	0	0
Rape	13	3	1	0
Sodomy	1	1	0	0
Sexual Assault w/Obj	35	7	0	0
Fondling	20	7	2	0
Aggravated Assault	223	157	84	4
Simple Assault	377	205	63	10
Intimidation	23	10	4	0
Kidnapping	7	2	3	0
Incest	0	0	0	0
Statutory Rape	1	0	0	0
Human Trafficking, Commercial Sex Acts	0	0	0	0
Human Trafficking, Involuntary Servitude	0	0	0	0
Robbery	6	5	4	2
Burglary/Breaking and Entering	73	17	25	3
Larceny/Theft Offenses	385	80	45	6
Motor Vehicle Theft	68	9	1	2
Arson	3	0	0	0
Destruction Of Property	419	61	16	10
Counterfeiting/Forgery	9	2	0	0
Fraud Offenses	105	4	0	1
Embezzlement	2	0	0	0
Extortion/Blackmail	0	0	0	0
Bribery	0	0	0	0
Stolen Property Offenses	0	0	6	0
Drug/Narcotic Violations	353	308	239	14
Drug Equipment Violations	384	335	97	3
Gambling Offenses	0	0	0	0
Pornography/Obscene Material	8	0	0	0
Prostitution Offenses	1	0	0	0
Weapons Law Violations	40	32	5	8
Animal Cruelty	3	1	0	0
Total Group "A"	2,560	1,246	595	63

Total Offenses - 5 year trend



Total Arrests - 5 year trend



Group "B" Arrests	Arrests	
	Adult	Juvenile
Curfew/Loitering/Vagrancy Violations	0	0
Disorderly Conduct	88	11
DUI	104	4
Family Offenses, Nonviolent	20	0
Liquor Law Violations	1	0
Trespass of Real Property	7	0
All Other Offenses	304	15
Total Group "B"	524	30

Agency 2023 Crime Report

MIDDLETON Police Department

Population: 11,244
County: Canyon

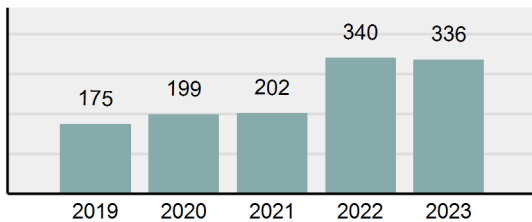
Offense Overview

- Offense total 336
- % change from 2022 -1.18%
- # of cleared offenses 145
- Percent cleared 43.15%
- Group "A" crime rate per 100,000 population 2,988.26
- Summary-based reporting crime rate per 100,000 populated is calculated for other state crime comparisons only 782.64

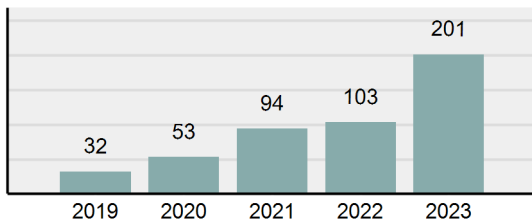
Arrest Overview

- Arrest total 201
- % change from 2022 95.15%
- Adult arrest total 182
- Juvenile arrest total 19
- Arrest rate per 100,000 population 1,787.62

Total Offenses - 5 year trend



Total Arrests - 5 year trend



Group "A" Offenses	Offenses		Arrests	
	# Reported	# Cleared	Adult	Juvenile
Murder	1	0	0	0
Negligent Manslaughter	0	0	0	0
Rape	0	0	0	0
Sodomy	0	0	0	0
Sexual Assault w/Obj	8	0	0	0
Fondling	3	2	0	0
Aggravated Assault	13	8	9	0
Simple Assault	45	12	5	0
Intimidation	2	1	1	0
Kidnapping	0	0	0	0
Incest	0	0	0	0
Statutory Rape	0	0	0	0
Human Trafficking, Commercial Sex Acts	0	0	0	0
Human Trafficking, Involuntary Servitude	0	0	0	0
Robbery	1	1	0	2
Burglary/Breaking and Entering	13	6	3	5
Larceny/Theft Offenses	49	6	7	0
Motor Vehicle Theft	9	3	0	0
Arson	2	0	0	0
Destruction Of Property	40	6	0	0
Counterfeiting/Forgery	1	0	0	0
Fraud Offenses	15	0	0	0
Embezzlement	1	0	0	0
Extortion/Blackmail	1	0	0	0
Bribery	0	0	0	0
Stolen Property Offenses	2	1	0	0
Drug/Narcotic Violations	71	53	46	2
Drug Equipment Violations	55	43	3	0
Gambling Offenses	0	0	0	0
Pornography/Obscene Material	0	0	0	0
Prostitution Offenses	0	0	0	0
Weapons Law Violations	3	3	1	0
Animal Cruelty	1	0	0	0
Total Group "A"	336	145	75	9

Group "B" Arrests	Arrests	
	Adult	Juvenile
Curfew/Loitering/Vagrancy Violations	0	0
Disorderly Conduct	10	2
DUI	38	1
Family Offenses, Nonviolent	6	0
Liquor Law Violations	0	0
Trespass of Real Property	0	0
All Other Offenses	53	7
Total Group "B"	107	10

Agency 2023 Crime Report

NAMPA Police Department

Population: 116,116
County: Canyon

Offense Overview

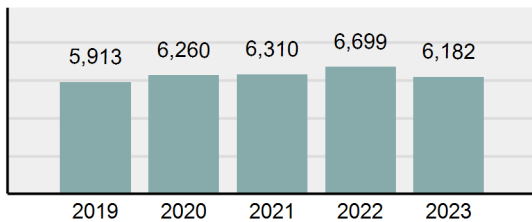
- Offense total 6,182
- % change from 2022 **-7.72%**
- # of cleared offenses 3,429
- Percent cleared 55.47%
- Group "A" crime rate per 100,000 population 5,323.99
- Summary-based reporting crime rate per 100,000 populated is calculated for other state crime comparisons only 1,249.61

Arrest Overview

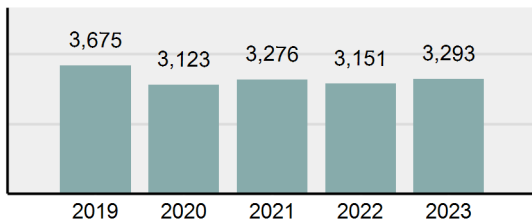
- Arrest total 3,293
- % change from 2022 **4.51%**
- Adult arrest total 2,813
- Juvenile arrest total 480
- Arrest rate per 100,000 population 2,835.96

Group "A" Offenses	Offenses		Arrests	
	# Reported	# Cleared	Adult	Juvenile
Murder	3	3	0	1
Negligent Manslaughter	2	2	0	0
Rape	63	19	2	0
Sodomy	17	5	0	0
Sexual Assault w/Obj	22	9	3	0
Fondling	70	27	14	0
Aggravated Assault	317	231	160	18
Simple Assault	782	508	122	71
Intimidation	112	37	5	1
Kidnapping	29	25	20	1
Incest	0	0	0	0
Statutory Rape	0	0	0	0
Human Trafficking, Commercial Sex Acts	7	0	0	0
Human Trafficking, Involuntary Servitude	3	0	0	0
Robbery	19	12	8	5
Burglary/Breaking and Entering	146	25	71	21
Larceny/Theft Offenses	787	174	200	52
Motor Vehicle Theft	113	22	1	1
Arson	3	2	1	0
Destruction Of Property	261	83	26	12
Counterfeiting/Forgery	68	11	2	0
Fraud Offenses	699	94	2	2
Embezzlement	42	19	1	0
Extortion/Blackmail	13	0	0	0
Bribery	0	0	0	0
Stolen Property Offenses	26	24	9	0
Drug/Narcotic Violations	1,121	925	652	190
Drug Equipment Violations	1,253	1,049	232	13
Gambling Offenses	0	0	0	0
Pornography/Obscene Material	45	10	6	0
Prostitution Offenses	1	0	0	0
Weapons Law Violations	138	97	35	16
Animal Cruelty	20	16	14	0
Total Group "A"	6,182	3,429	1,586	404

Total Offenses - 5 year trend



Total Arrests - 5 year trend



Group "B" Arrests	Arrests	
	Adult	Juvenile
Curfew/Loitering/Vagrancy Violations	0	0
Disorderly Conduct	68	25
DUI	371	9
Family Offenses, Nonviolent	84	1
Liquor Law Violations	33	0
Trespass of Real Property	47	5
All Other Offenses	624	36
Total Group "B"	1,227	76

Agency 2023 Crime Report

PARMA Police Department

Population: 2,142
County: Canyon

Offense Overview

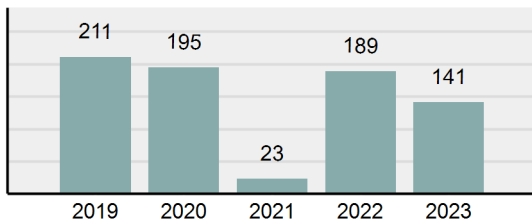
- Offense total 141
- % change from 2022 **-25.4%**
- # of cleared offenses 47
- Percent cleared 33.33%
- Group "A" crime rate per 100,000 population 6,582.63
- Summary-based reporting crime rate per 100,000 populated is calculated for other state crime comparisons only 1,027.08

Arrest Overview

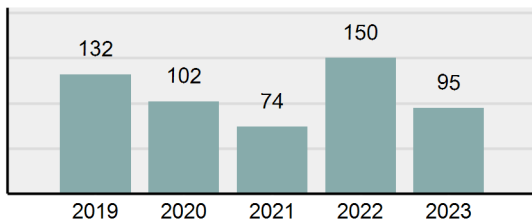
- Arrest total 95
- % change from 2022 **-36.67%**
- Adult arrest total 94
- Juvenile arrest total 1
- Arrest rate per 100,000 population 4,435.11

Group "A" Offenses	Offenses		Arrests	
	# Reported	# Cleared	Adult	Juvenile
Murder	0	0	0	0
Negligent Manslaughter	0	0	0	0
Rape	0	0	0	0
Sodomy	0	0	0	0
Sexual Assault w/Obj	3	0	0	0
Fondling	1	0	0	0
Aggravated Assault	10	3	2	0
Simple Assault	13	2	3	0
Intimidation	1	1	1	0
Kidnapping	0	0	0	0
Incest	0	0	0	0
Statutory Rape	0	0	0	0
Human Trafficking, Commercial Sex Acts	0	0	0	0
Human Trafficking, Involuntary Servitude	0	0	0	0
Robbery	0	0	0	0
Burglary/Breaking and Entering	1	1	0	0
Larceny/Theft Offenses	9	4	2	0
Motor Vehicle Theft	1	0	0	0
Arson	1	0	0	0
Destruction Of Property	12	1	0	0
Counterfeiting/Forgery	0	0	0	0
Fraud Offenses	2	0	0	0
Embezzlement	0	0	0	0
Extortion/Blackmail	0	0	0	0
Bribery	0	0	0	0
Stolen Property Offenses	0	0	0	0
Drug/Narcotic Violations	43	19	16	0
Drug Equipment Violations	43	16	3	0
Gambling Offenses	0	0	0	0
Pornography/Obscene Material	0	0	0	0
Prostitution Offenses	0	0	0	0
Weapons Law Violations	0	0	0	0
Animal Cruelty	1	0	0	0
Total Group "A"	141	47	27	0

Total Offenses - 5 year trend



Total Arrests - 5 year trend



Group "B" Arrests	Arrests	
	Adult	Juvenile
Curfew/Loitering/Vagrancy Violations	0	0
Disorderly Conduct	3	1
DUI	13	0
Family Offenses, Nonviolent	1	0
Liquor Law Violations	0	0
Trespass of Real Property	0	0
All Other Offenses	50	0
Total Group "B"	67	1

Agency 2023 Crime Report

WILDER Police Department

Population: 1,667
County: Canyon

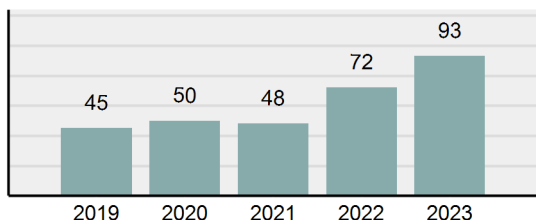
Offense Overview

- Offense total 93
- % change from 2022 **29.17%**
- # of cleared offenses 37
- Percent cleared 39.78%
- Group "A" crime rate per 100,000 population 5,578.88
- Summary-based reporting crime rate per 100,000 populated is calculated for other state crime comparisons only 839.83

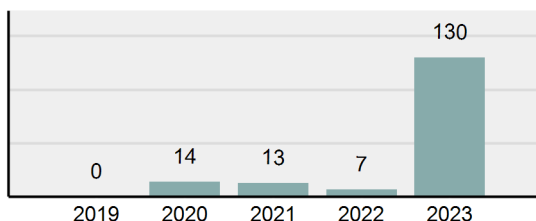
Arrest Overview

- Arrest total 130
- % change from 2022 **1757.14%**
- Adult arrest total 130
- Juvenile arrest total 0
- Arrest rate per 100,000 population 7,798.44

Total Offenses - 5 year trend



Total Arrests - 5 year trend



Group "A" Offenses	Offenses		Arrests	
	# Reported	# Cleared	Adult	Juvenile
Murder	0	0	0	0
Negligent Manslaughter	0	0	0	0
Rape	1	0	0	0
Sodomy	0	0	0	0
Sexual Assault w/Obj	1	0	0	0
Fondling	1	0	0	0
Aggravated Assault	4	2	3	0
Simple Assault	4	3	1	0
Intimidation	0	0	0	0
Kidnapping	1	1	2	0
Incest	0	0	0	0
Statutory Rape	0	0	0	0
Human Trafficking, Commercial Sex Acts	0	0	0	0
Human Trafficking, Involuntary Servitude	0	0	0	0
Robbery	0	0	0	0
Burglary/Breaking and Entering	3	2	0	0
Larceny/Theft Offenses	3	0	0	0
Motor Vehicle Theft	3	0	0	0
Arson	0	0	0	0
Destruction Of Property	9	1	0	0
Counterfeiting/Forgery	0	0	0	0
Fraud Offenses	3	0	0	0
Embezzlement	0	0	0	0
Extortion/Blackmail	0	0	0	0
Bribery	0	0	0	0
Stolen Property Offenses	1	0	1	0
Drug/Narcotic Violations	24	12	10	0
Drug Equipment Violations	34	15	1	0
Gambling Offenses	0	0	0	0
Pornography/Obscene Material	0	0	0	0
Prostitution Offenses	0	0	0	0
Weapons Law Violations	1	1	0	0
Animal Cruelty	0	0	0	0
Total Group "A"	93	37	18	0

Group "B" Arrests	Arrests	
	Adult	Juvenile
Curfew/Loitering/Vagrancy Violations	0	0
Disorderly Conduct	8	0
DUI	34	0
Family Offenses, Nonviolent	2	0
Liquor Law Violations	1	0
Trespass of Real Property	0	0
All Other Offenses	67	0
Total Group "B"	112	0

Agency 2023 Crime Report

CANYON County Sheriff's Office

Population: 57,952
County: Canyon

Offense Overview

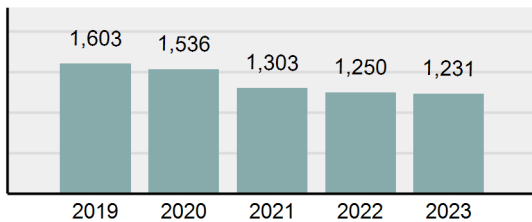
- Offense total 1,231
- % change from 2022 -1.52%
- # of cleared offenses 741
- Percent cleared 60.19%
- Group "A" crime rate per 100,000 population 2,124.17
- Summary-based reporting crime rate per 100,000 populated is calculated for other state crime comparisons only 645.36

Arrest Overview

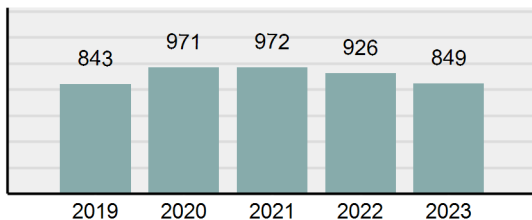
- Arrest total 849
- % change from 2022 -8.32%
- Adult arrest total 779
- Juvenile arrest total 70
- Arrest rate per 100,000 population 1,465.01

Group "A" Offenses	Offenses		Arrests	
	# Reported	# Cleared	Adult	Juvenile
Murder	0	0	0	0
Negligent Manslaughter	0	0	0	0
Rape	6	5	0	0
Sodomy	0	0	0	0
Sexual Assault w/Obj	13	7	1	0
Fondling	27	18	2	1
Aggravated Assault	105	92	48	2
Simple Assault	192	139	42	6
Intimidation	20	14	4	1
Kidnapping	1	1	0	0
Incest	0	0	0	0
Statutory Rape	0	0	0	0
Human Trafficking, Commercial Sex Acts	0	0	0	0
Human Trafficking, Involuntary Servitude	0	0	0	0
Robbery	1	1	1	0
Burglary/Breaking and Entering	60	18	13	1
Larceny/Theft Offenses	144	26	11	1
Motor Vehicle Theft	57	19	3	2
Arson	1	1	0	0
Destruction Of Property	81	19	4	2
Counterfeiting/Forgery	12	3	0	0
Fraud Offenses	100	1	0	0
Embezzlement	1	0	0	0
Extortion/Blackmail	0	0	0	0
Bribery	0	0	0	0
Stolen Property Offenses	10	10	7	1
Drug/Narcotic Violations	213	196	174	18
Drug Equipment Violations	164	153	24	5
Gambling Offenses	0	0	0	0
Pornography/Obscene Material	7	3	1	0
Prostitution Offenses	0	0	0	0
Weapons Law Violations	16	15	7	1
Animal Cruelty	0	0	0	0
Total Group "A"	1,231	741	342	41

Total Offenses - 5 year trend



Total Arrests - 5 year trend



Group "B" Arrests	Arrests	
	Adult	Juvenile
Curfew/Loitering/Vagrancy Violations	0	0
Disorderly Conduct	38	2
DUI	121	4
Family Offenses, Nonviolent	21	0
Liquor Law Violations	0	0
Trespass of Real Property	8	0
All Other Offenses	249	23
Total Group "B"	437	29

Agency 2023 Crime Report

Canyon County Total

Population: 257,852
County: Canyon

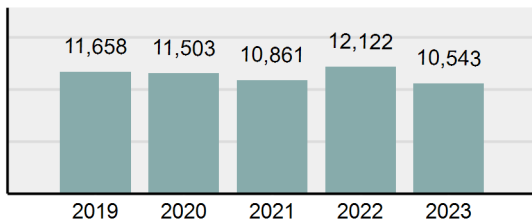
Offense Overview

- Offense total 10,543
- % change from 2022 -13.03%
- # of cleared offenses 5,645
- Percent cleared 53.54%
- Group "A" crime rate per 100,000 population 4,088.78
- Summary-based reporting crime rate per 100,000 populated is calculated for other state crime comparisons only 1,055.26

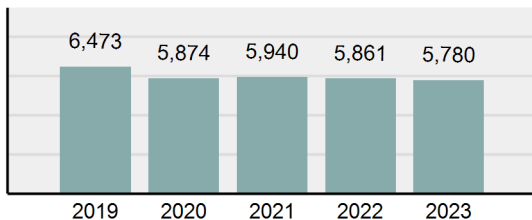
Arrest Overview

- Arrest total 5,780
- % change from 2022 -1.38%
- Adult arrest total 5,117
- Juvenile arrest total 663
- Arrest rate per 100,000 population 2,241.60

Total Offenses - 5 year trend



Total Arrests - 5 year trend



Group "A" Offenses	Offenses		Arrests	
	# Reported	# Cleared	Adult	Juvenile
Murder	5	3	0	1
Negligent Manslaughter	2	2	0	0
Rape	83	27	3	0
Sodomy	18	6	0	0
Sexual Assault w/Obj	82	23	4	0
Fondling	122	54	18	1
Aggravated Assault	672	493	306	24
Simple Assault	1,413	869	236	87
Intimidation	158	63	15	2
Kidnapping	38	29	25	1
Incest	0	0	0	0
Statutory Rape	1	0	0	0
Human Trafficking, Commercial Sex Acts	7	0	0	0
Human Trafficking, Involuntary Servitude	3	0	0	0
Robbery	27	19	13	9
Burglary/Breaking and Entering	296	69	112	30
Larceny/Theft Offenses	1,377	290	265	59
Motor Vehicle Theft	251	53	5	5
Arson	10	3	1	0
Destruction Of Property	822	171	46	24
Counterfeiting/Forgery	90	16	2	0
Fraud Offenses	924	99	2	3
Embezzlement	46	19	1	0
Extortion/Blackmail	14	0	0	0
Bribery	0	0	0	0
Stolen Property Offenses	39	35	23	1
Drug/Narcotic Violations	1,825	1,513	1137	224
Drug Equipment Violations	1,933	1,611	360	21
Gambling Offenses	0	0	0	0
Pornography/Obscene Material	60	13	7	0
Prostitution Offenses	2	0	0	0
Weapons Law Violations	198	148	48	25
Animal Cruelty	25	17	14	0
Total Group "A"	10,543	5,645	2,643	517

Group "B" Arrests	Arrests	
	Adult	Juvenile
Curfew/Loitering/Vagrancy Violations	0	0
Disorderly Conduct	215	41
DUI	681	18
Family Offenses, Nonviolent	134	1
Liquor Law Violations	35	0
Trespass of Real Property	62	5
All Other Offenses	1,347	81
Total Group "B"	2,474	146